



US00D981998S

(12) **United States Design Patent**
Chen

(10) **Patent No.:** **US D981,998 S**
(45) **Date of Patent:** **** Mar. 28, 2023**

(54) **PHONE CASE**

(71) Applicant: **YSP Tech, Inc.**, Rowland Heights, CA
(US)

(72) Inventor: **Yusuke Chen**, Hacienda Heights, CA
(US)

(**) Term: **15 Years**

(21) Appl. No.: **29/665,808**

(22) Filed: **Oct. 7, 2018**

(51) **LOC (14) Cl.** **14-03**

(52) **U.S. Cl.**
USPC **D14/250**

(58) **Field of Classification Search**
USPC D14/203.3–203.7, 439, 251–253, 447,
D14/217, 240, 238.1, 440, 248, 250;
D13/103, 107–108, 119; D3/201, 218,
D3/247, 249, 269, 273, 301, 303
CPC H04B 1/3888; A45C 11/00; A45C 13/02;
A45C 2011/002; A45C 1/06; H04M
1/0283; H04M 1/0202; A45F 2200/0525;
A45F 2005/026; A45F 2200/0516
See application file for complete search history.

(56) **References Cited**

U.S. PATENT DOCUMENTS

5,132,844	A *	7/1992	Sharp, Jr.	G02B 27/08 359/617
5,666,750	A *	9/1997	Segan	G09F 19/08 40/410
D411,483	S *	6/1999	Greene, Jr.	D11/157
6,282,820	B1 *	9/2001	White	G09F 19/02 40/406
6,722,064	B2 *	4/2004	Knapp	G09F 19/02 40/410
D512,202	S *	12/2005	Boyd	D1/106
7,040,950	B1 *	5/2006	Chen	A63H 23/08 362/101
7,311,580	B2 *	12/2007	Moomaw	G09F 15/00 40/412

D582,149	S *	12/2008	Tan	D3/201
D632,685	S *	2/2011	Richardson	D14/250
D637,515	S *	5/2011	Costephens	D11/131
D685,779	S *	7/2013	Schriefer	D14/250
D688,104	S *	8/2013	Muspratt-Williams	D7/672

(Continued)

OTHER PUBLICATIONS

LeYi Teal/Purple Glitter Case for iPhone SE 2016, iPhone 5/5S,
Date First Available: Oct. 11, 2017, URL:<https://www.amazon.com/Tempered-Protector-Le-Yi-Quicksand-Protective/dp/B07FLY9XB2/ref=sr_1_9?keywords=LeVi+iPhone+SE+Case+%282016%29&qid=1636766088&s=wireless&sr=1-9>, retrieved from internet on Nov. 12, 2021.*

Primary Examiner — Carla J Wright

(74) *Attorney, Agent, or Firm* — Tommy SF Wang; Wang IP Law Group, P.C.

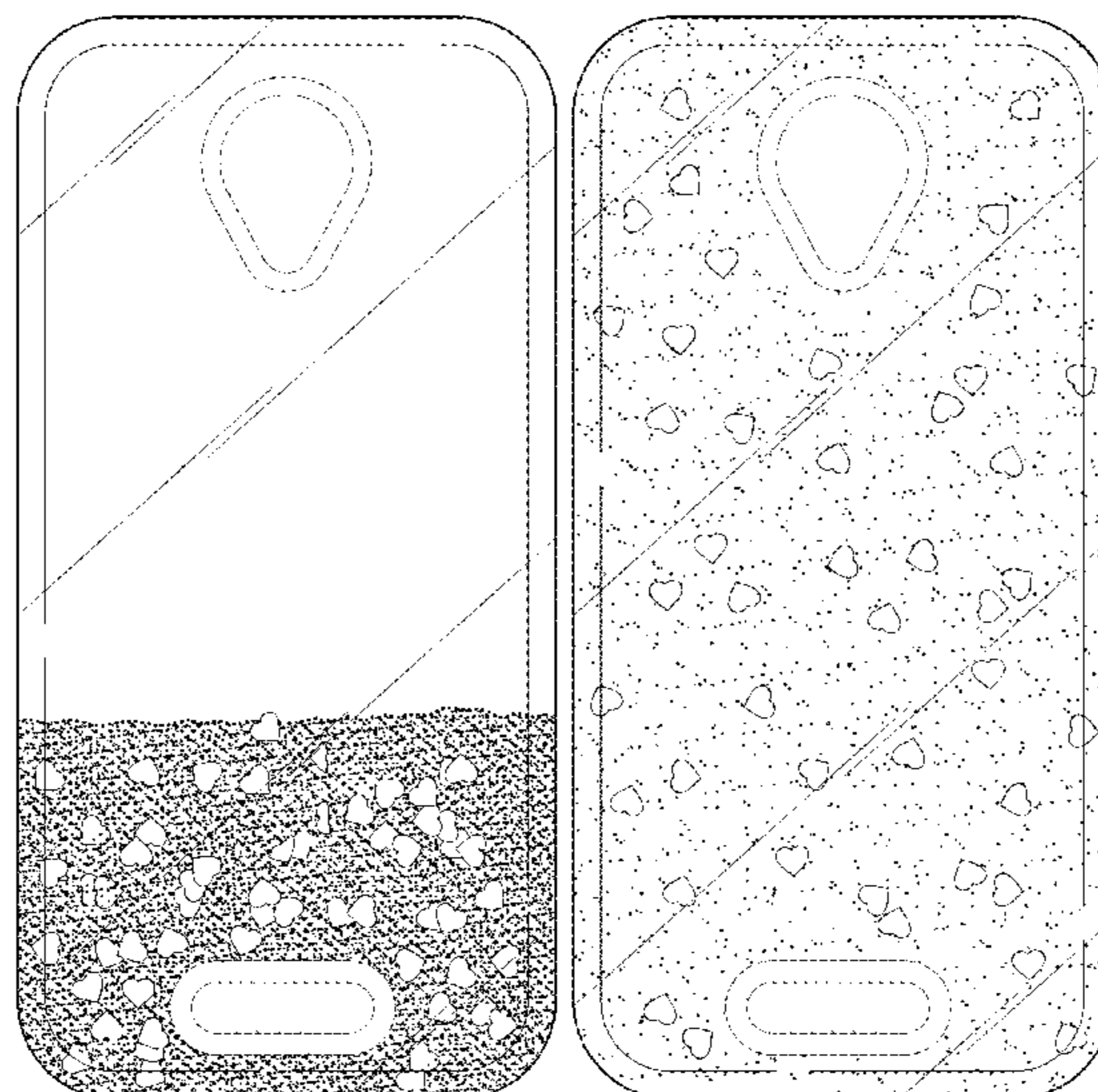
(57) **CLAIM**

The ornamental design for a phone case, as shown and described.

DESCRIPTION

FIG. 1 is a front and left-side perspective view of a phone case showing my new design with the floating elements in a settled configuration at the bottom of the case;
FIG. 2 is a front and right-side perspective view thereof;
FIG. 3 is a front view thereof;
FIG. 4 is a rear view thereof;
FIG. 5 is a left side view thereof;
FIG. 6 is a right side view thereof;
FIG. 7 is a top view thereof;
FIG. 8 is a bottom view thereof; and,
FIG. 9 is a front view thereof with the floating elements in a dispersed configuration throughout the front of the case.
The broken lines in the drawing figures depict portions of the phone case that form no part of the claimed design.

1 Claim, 7 Drawing Sheets



(56)

References Cited

U.S. PATENT DOCUMENTS

D698,345	S *	1/2014	Chang	D14/250
D707,670	S *	6/2014	Chang	D14/250
D709,488	S *	7/2014	Bulkley	D14/250
D723,531	S *	3/2015	Katzke	D14/250
D733,695	S *	7/2015	Sun	D14/250
D746,805	S *	1/2016	Kim	D14/250
D747,708	S *	1/2016	Roberts	D14/250
D748,612	S *	2/2016	Chan	D14/250
D797,715	S *	9/2017	Kim	D14/250
D800,105	S *	10/2017	Roberts	D14/250
D803,823	S *	11/2017	Feng	D14/250
D830,353	S *	10/2018	Kim	D14/250
D836,622	S *	12/2018	Kim	D14/250
D927,888	S *	8/2021	Yu	D6/604
2012/0085675	A1 *	4/2012	Pedersen	B65D 75/366 206/525
2013/0257240	A1 *	10/2013	Hong	H04B 1/3888 312/223.1
2015/0117930	A1 *	4/2015	Rasgon	A45D 34/045 401/129
2015/0141090	A1 *	5/2015	Hwan	H04M 1/185 455/575.8
2018/0320859	A1 *	11/2018	Philip	A45C 15/06
2019/0013832	A1 *	1/2019	Mody	H04M 1/185
2019/0089394	A1 *	3/2019	Mody	H04B 1/3888

* cited by examiner

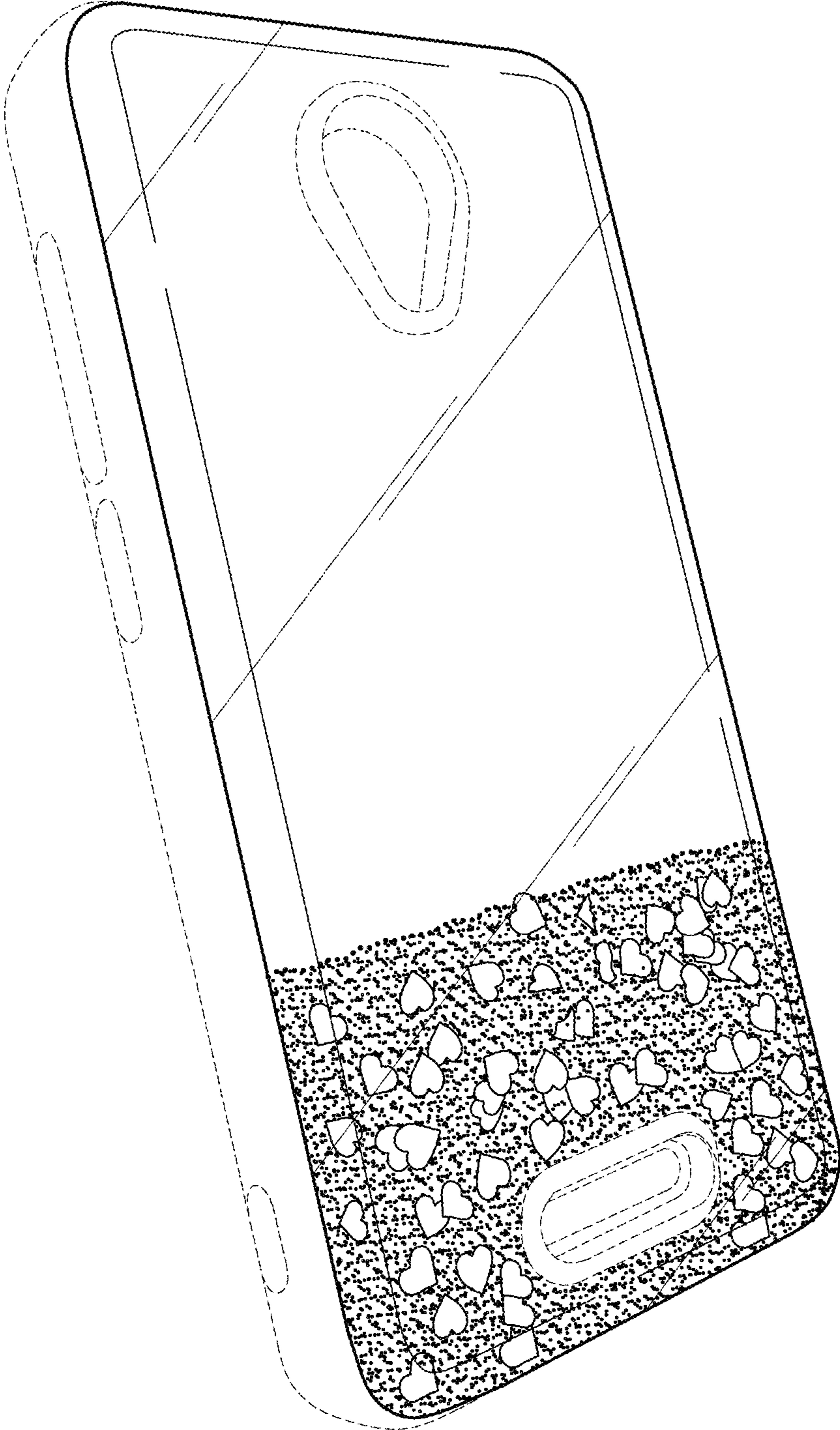


FIG. 1

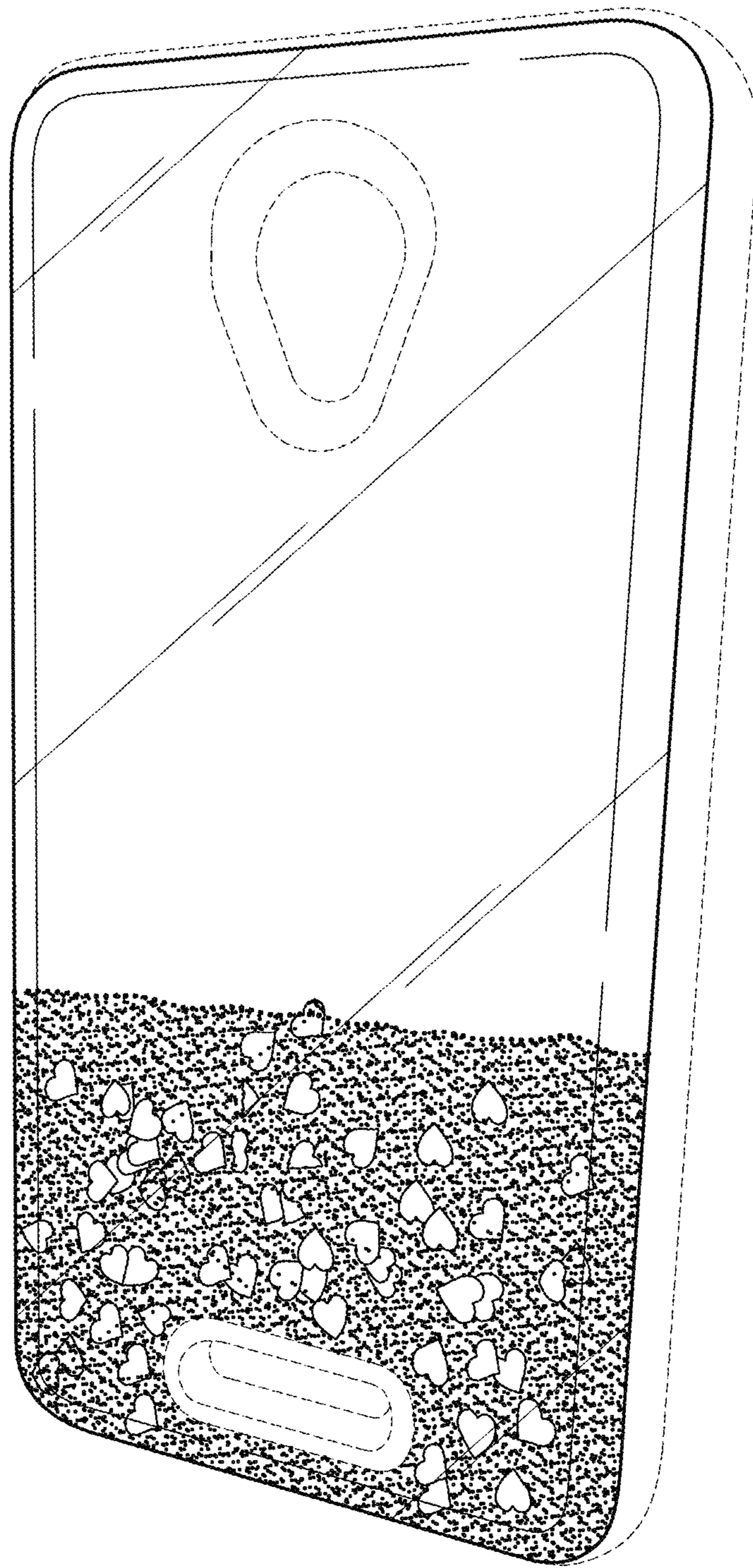


FIG. 2

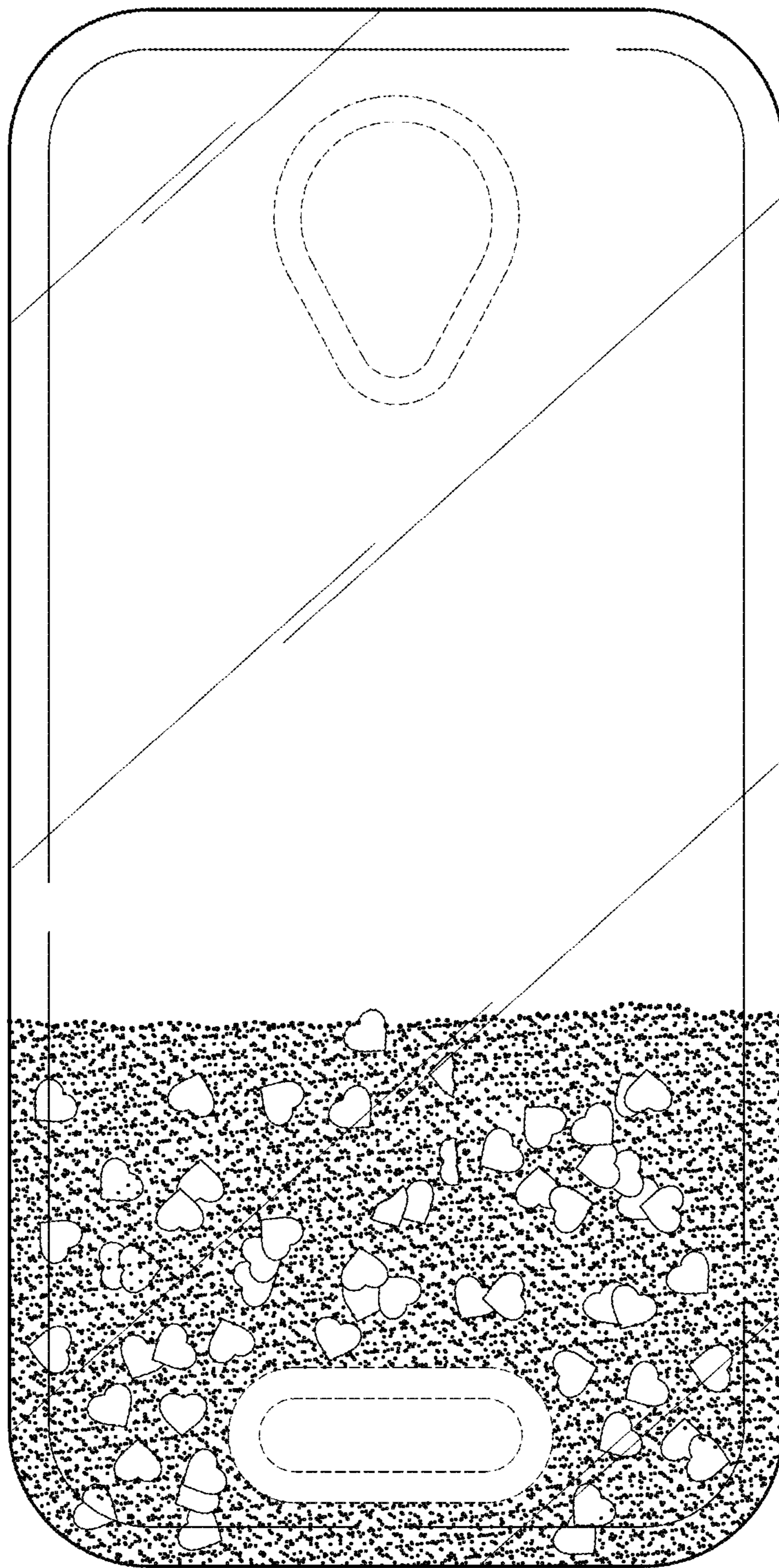


FIG. 3

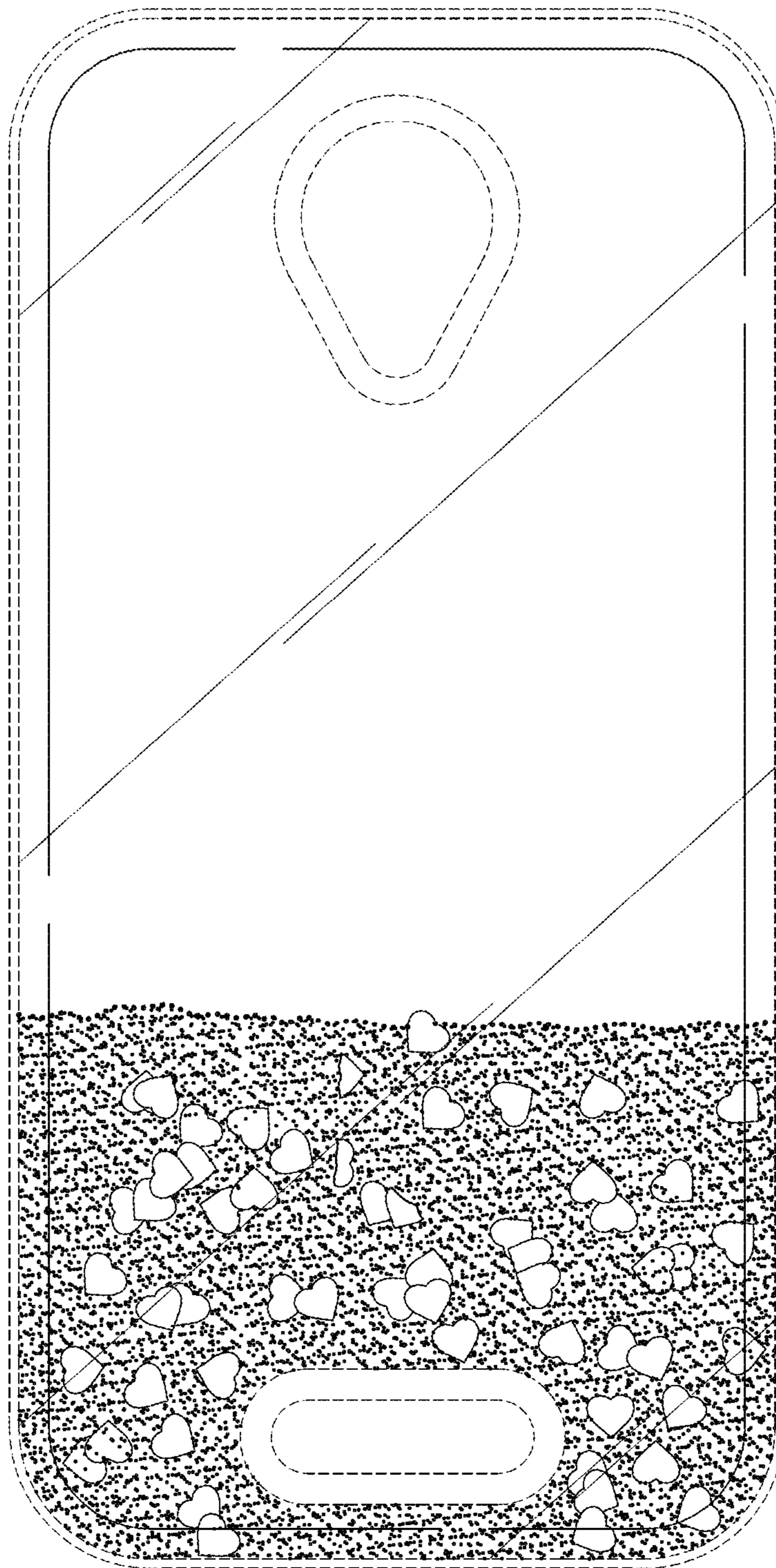


FIG. 4

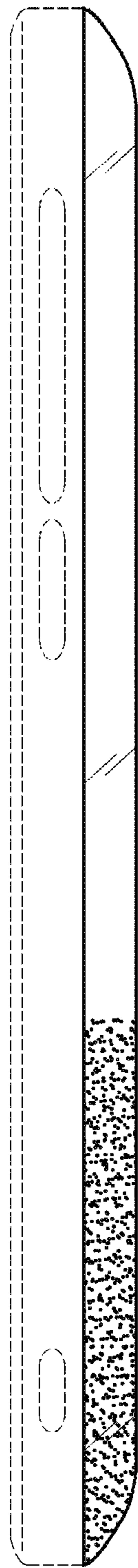


FIG. 5

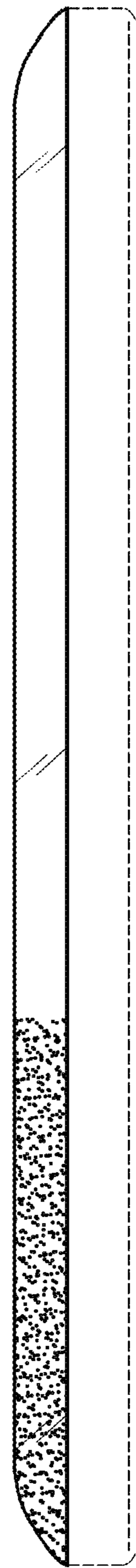


FIG. 6

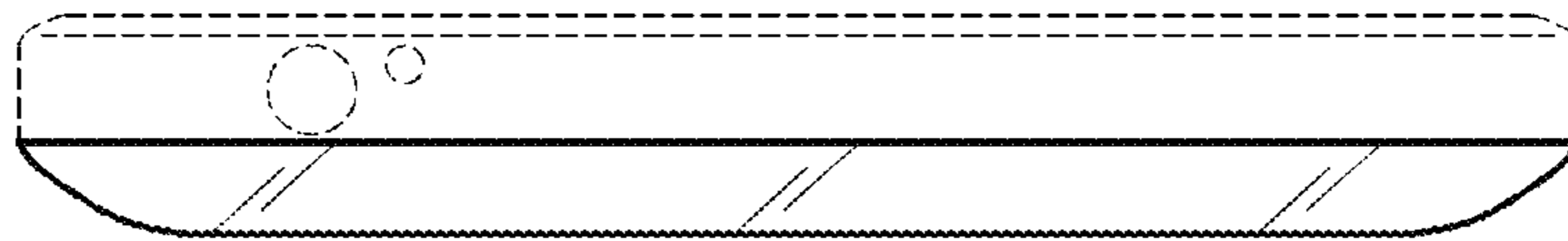


FIG. 7




FIG. 8




FIG. 9