



US00D981986S

(12) **United States Design Patent**
Deng

(10) **Patent No.:** **US D981,986 S**
(45) **Date of Patent:** **** Mar. 28, 2023**

- (54) **COMBINED HEADBAND AND HEADPHONES**
- (71) Applicant: **GUANGDONG XIZHONGXI TECHNOLOGY CO., LTD.**, Dongguan (CN)
- (72) Inventor: **Xiuhong Deng**, Shaoyang (CN)
- (73) Assignee: **GUANGDONG XIZHONGXI TECHNOLOGY CO., LTD.**, Dongguan (CN)
- (**) Term: **15 Years**

- (21) Appl. No.: **29/785,045**
- (22) Filed: **May 24, 2021**
- (51) **LOC (14) Cl.** **14-01**
- (52) **U.S. Cl.**
USPC **D14/192**
- (58) **Field of Classification Search**
USPC D14/192, 188, 205, 172; D28/41; D16/301; 2/171, 181, DIG. 11, 209.13, 2/209.3, 174, 919; 381/380-381; 132/273, 274; D2/639, 901; 36/2 R, 136
CPC H04R 25/00; H04R 25/02; H04R 1/1066; H04R 1/1016; H04R 5/033; H04R 5/0335; H04R 1/02; H04R 1/10; H04R 1/008; H04R 9/06; H04R 1/105; A42B 1/24; A42B 3/185; A61F 11/06; A61F 13/00; A61F 11/14; A61F 9/04
See application file for complete search history.

- (56) **References Cited**
U.S. PATENT DOCUMENTS
1,633,586 A * 6/1927 Hunter A61F 13/122
2/209.3
1,912,465 A * 6/1933 Radlauer A41F 11/16
403/313

- 2,832,977 A * 5/1958 Walkup G03G 21/0035
15/235
- D192,070 S * 1/1962 Wall D29/112
- 3,184,758 A * 5/1965 Hirsch A61F 11/06
2/209
- D235,788 S * 7/1975 Eberhardt D21/683
- 4,499,741 A * 2/1985 Harris D04B 1/24
66/194
- 4,727,599 A * 2/1988 Rappaport A42B 1/245
455/352
- 4,742,581 A * 5/1988 Rosenthal A61F 7/10
2/200.1
- 4,768,688 A * 9/1988 Harrigan A45D 34/00
63/3
- 4,864,619 A * 9/1989 Spates H04R 1/10
381/384

(Continued)

FOREIGN PATENT DOCUMENTS

- EM 008468870-0001 * 3/2021
- EM 009109713-0001 * 8/2022

Primary Examiner — Paula Allen Greene

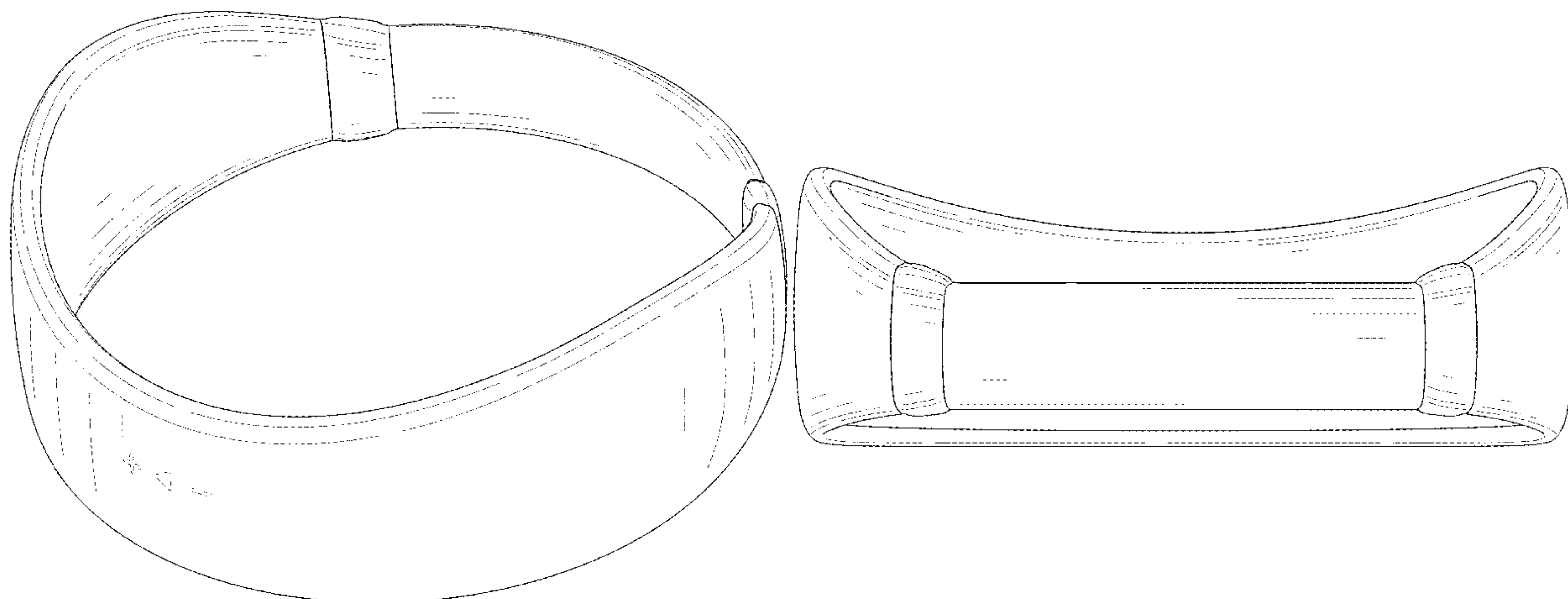
(57) **CLAIM**

The ornamental design for a combined headband and headphones, as shown and described.

DESCRIPTION

FIG. 1 is a perspective view of a combined headband and headphones showing my new design;
 FIG. 2 is another perspective view thereof;
 FIG. 3 is a front elevational view thereof;
 FIG. 4 is a rear elevational view thereof;
 FIG. 5 is a left side elevational view thereof;
 FIG. 6 is a right side elevational view thereof;
 FIG. 7 is a top plan view thereof; and,
 FIG. 8 is a bottom plan view thereof.
 The broken lines in the drawings depict portions of the combined headband and headphones that form no part of the claimed design.

1 Claim, 8 Drawing Sheets



(56)

References Cited

U.S. PATENT DOCUMENTS

5,073,989 A * 12/1991 Teague A45D 8/36
2/338
D339,467 S * 9/1993 Teague D2/875
5,257,420 A * 11/1993 Byrne, Jr. H04R 5/0335
2/209
5,305,470 A * 4/1994 McKay A41D 20/005
2/171.2
5,329,592 A * 7/1994 Altman H04R 5/0335
381/74
5,438,698 A * 8/1995 Burton H04R 1/1033
455/344
D365,918 S * 1/1996 Izegebu D2/894
5,617,477 A * 4/1997 Boyden H04R 5/0335
381/74
D384,790 S * 10/1997 Juergens D2/866
5,881,390 A * 3/1999 Young A42B 1/245
2/209.13
5,946,734 A * 9/1999 Vogan A63B 71/081
2/200.1
6,227,011 B1 * 5/2001 Cortinovis A41D 20/00
66/8
6,263,884 B1 * 7/2001 Minelli A45D 8/34
132/273
D453,239 S * 1/2002 Minelli D28/41
D468,013 S * 12/2002 Mason D24/128
8,109,964 B2 * 2/2012 Payne A61F 13/124
607/109
8,111,859 B2 * 2/2012 Phillips H04R 5/0335
381/376

8,213,670 B2 * 7/2012 Lai H04R 5/0335
381/376
D736,394 S * 8/2015 Owoc D2/894
9,143,854 B2 * 9/2015 Alao H04R 5/0335
D779,120 S * 2/2017 Cull D28/41
9,636,066 B2 * 5/2017 IDrees A61B 5/486
9,775,413 B1 * 10/2017 Ingimundarson A45F 5/00
D832,558 S * 11/2018 Hawes D2/875
D914,287 S * 3/2021 Welch D28/41
D918,991 S * 5/2021 Du D16/301
D937,485 S * 11/2021 Durham D28/41
D938,381 S * 12/2021 Li D16/301
D946,549 S * 3/2022 Wang D14/205
D961,196 S * 8/2022 Deng D2/875
D964,957 S * 9/2022 Li D14/192
D967,793 S * 9/2022 Peng D14/192
D970,466 S * 10/2022 Peng D14/172
2006/0185062 A1 * 11/2022 Hu D14/192
2006/0185062 A1 * 8/2006 Peng H04R 5/0335
2/209.13
2006/0278252 A1 * 12/2006 Miller A45D 8/34
132/274
2008/0044052 A1 * 2/2008 Whipple H04R 1/105
381/376
2015/0117691 A1 * 4/2015 Jennings H04R 1/02
381/334
2016/0128403 A1 * 5/2016 Benchwick A41D 20/00
2/209.3
2017/0238078 A1 * 8/2017 Kimble H04B 1/3888
381/74
2019/0037314 A1 * 1/2019 Hanson H04R 5/033

* cited by examiner

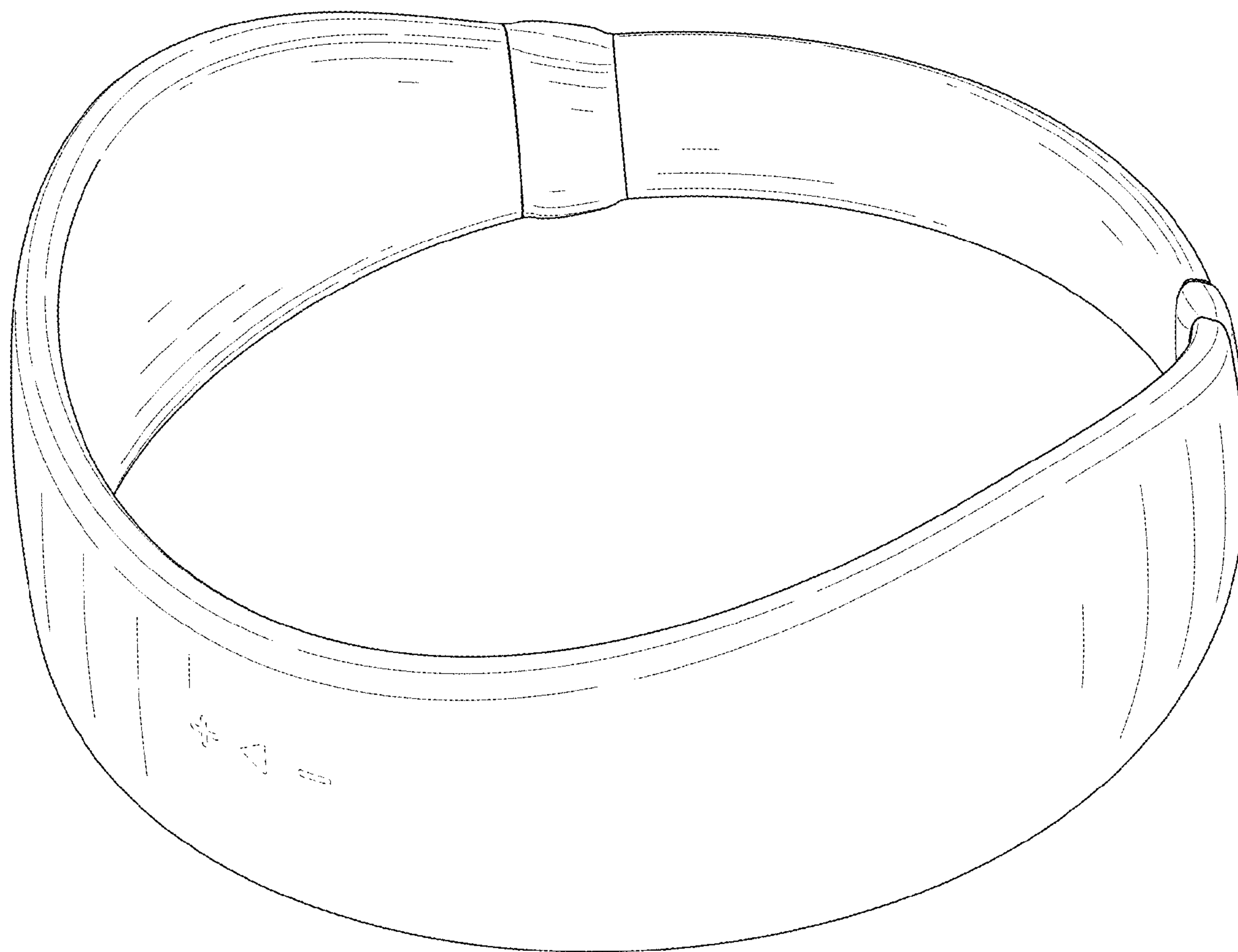


FIG. 1

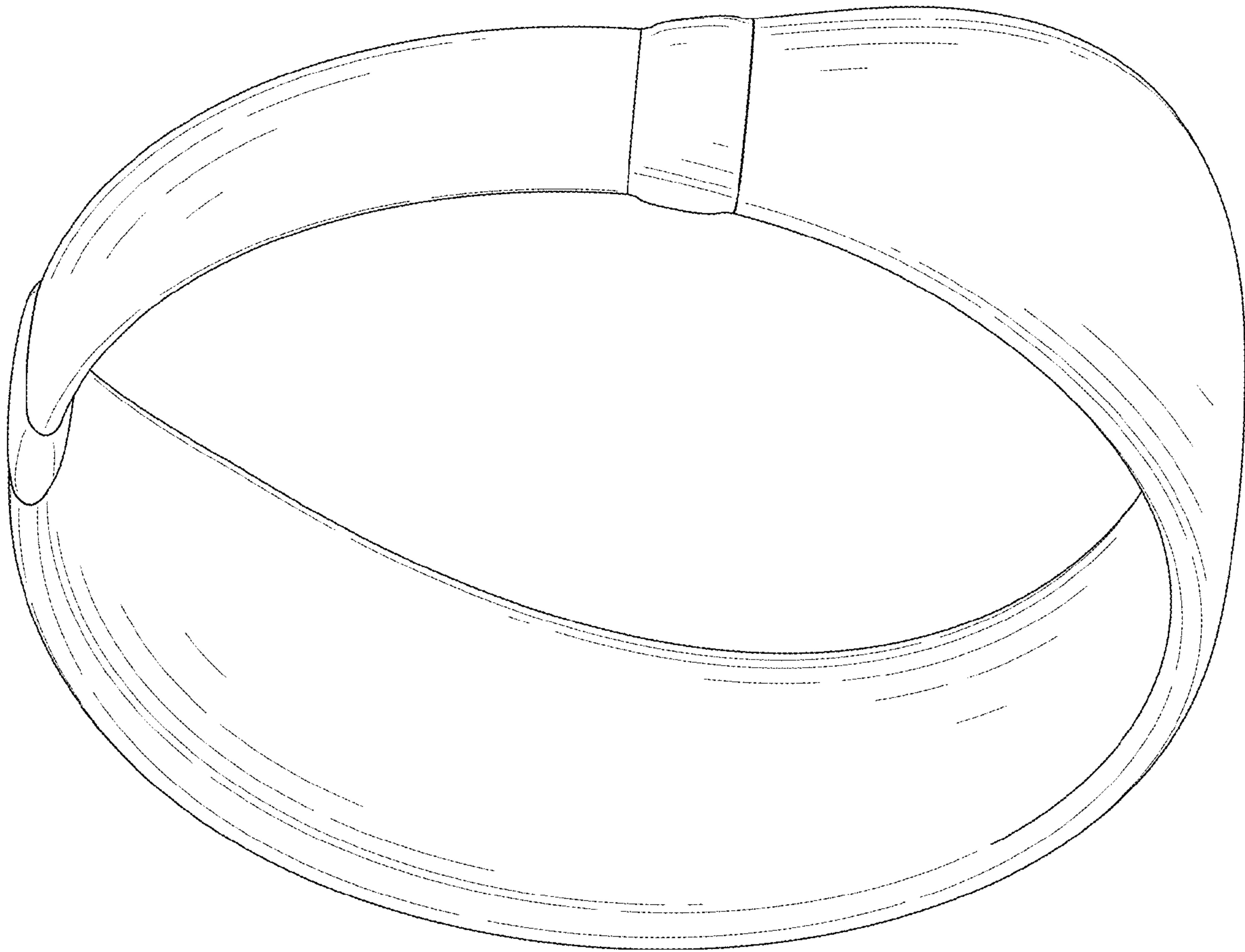


FIG. 2

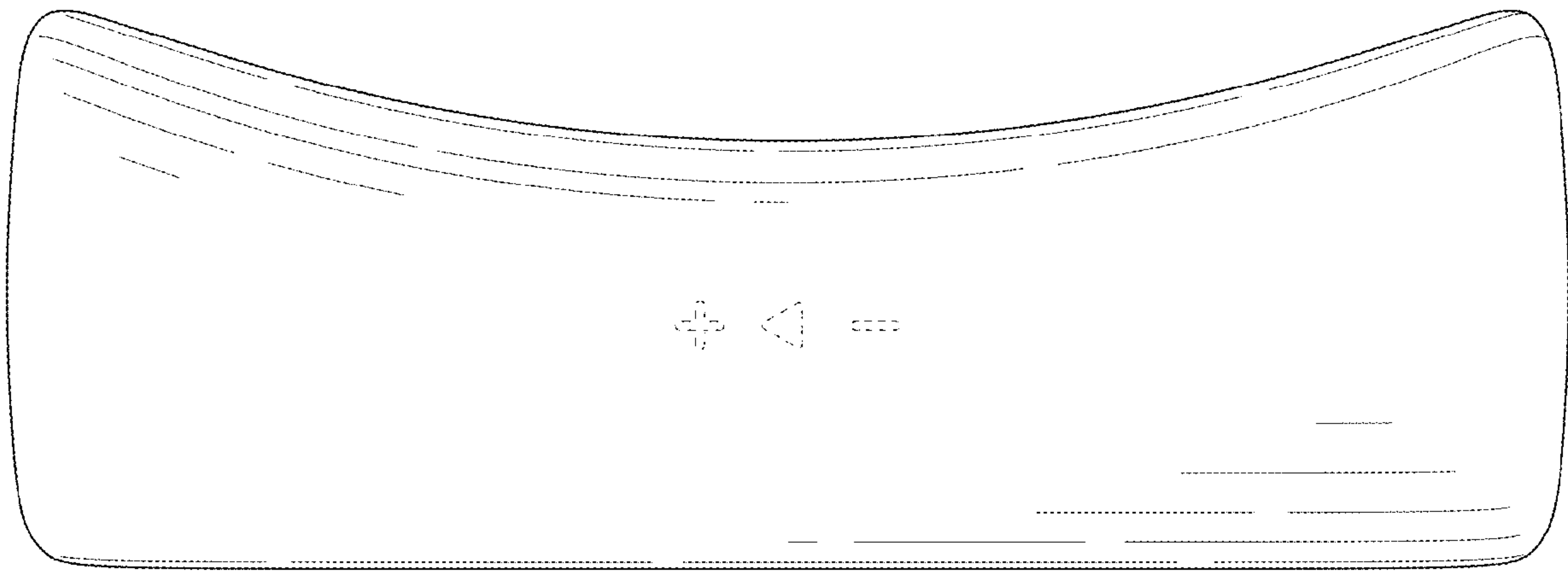


FIG. 3

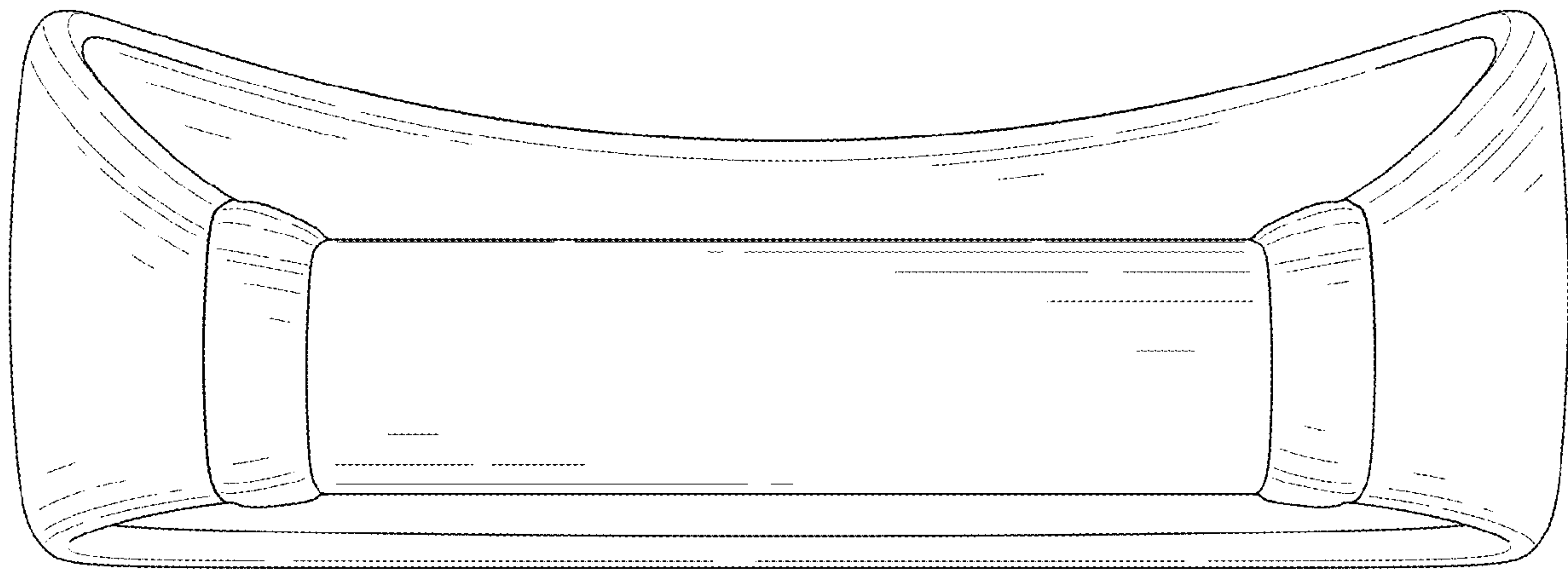


FIG. 4

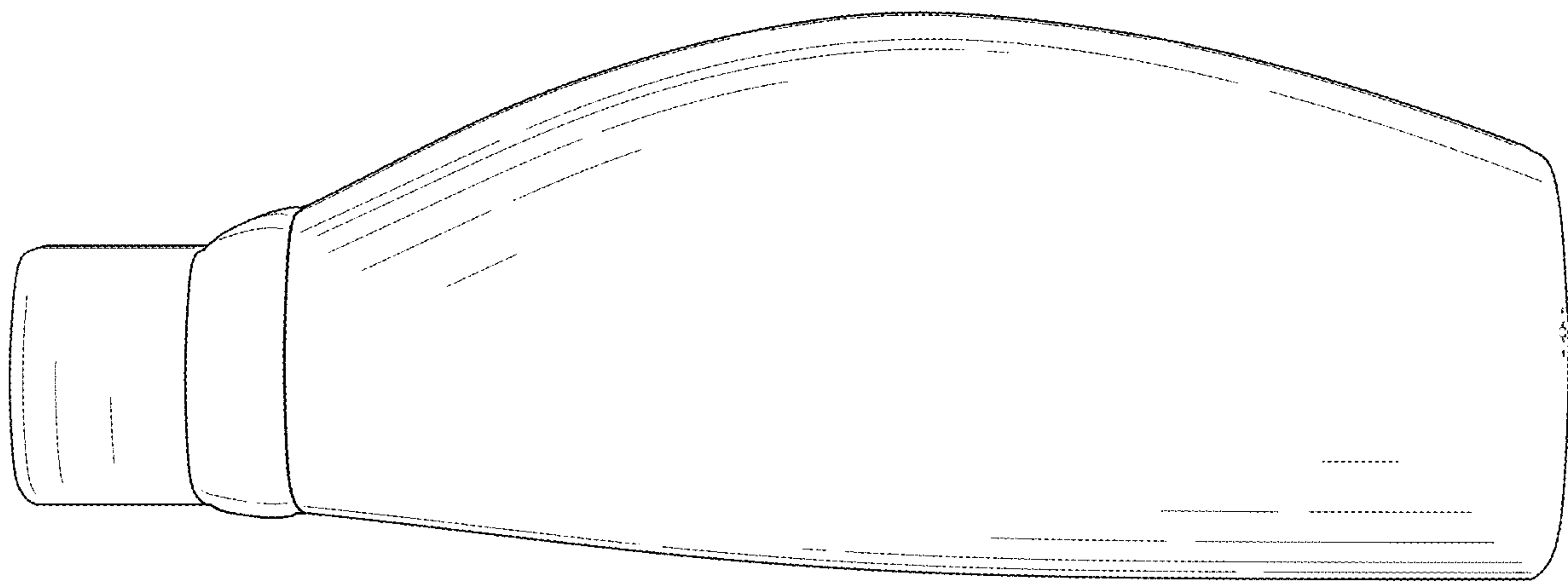


FIG. 5

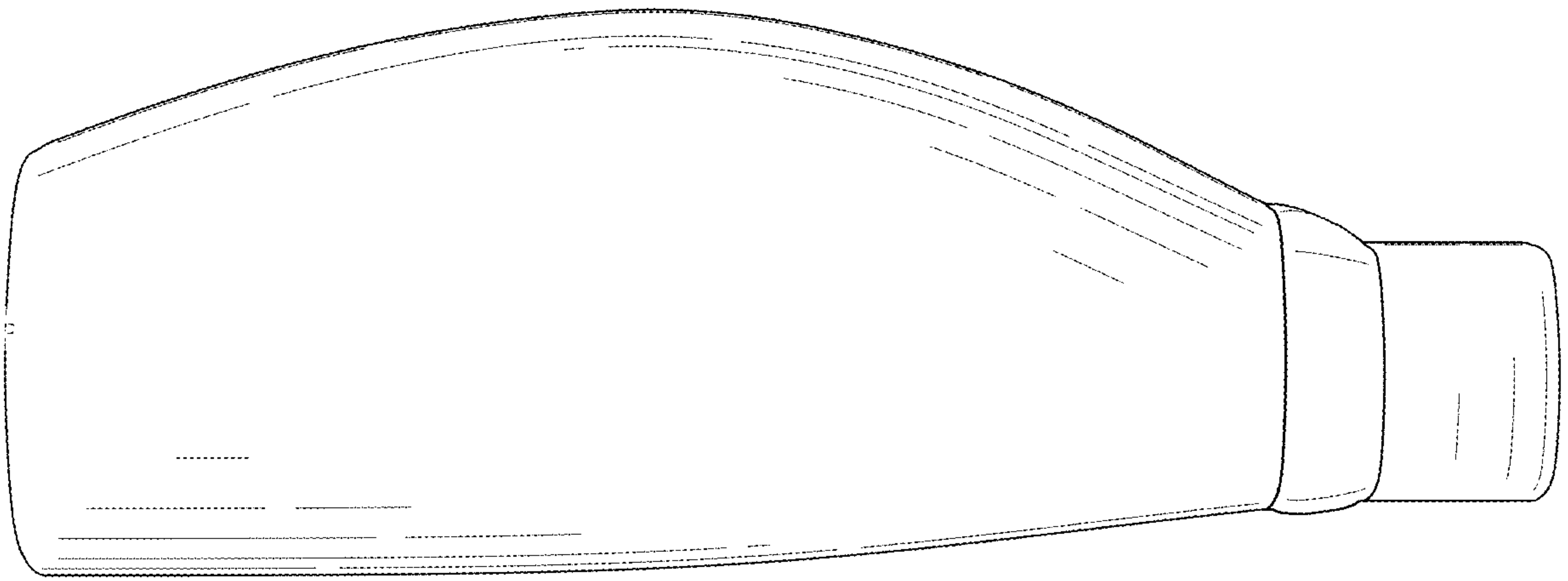


FIG. 6

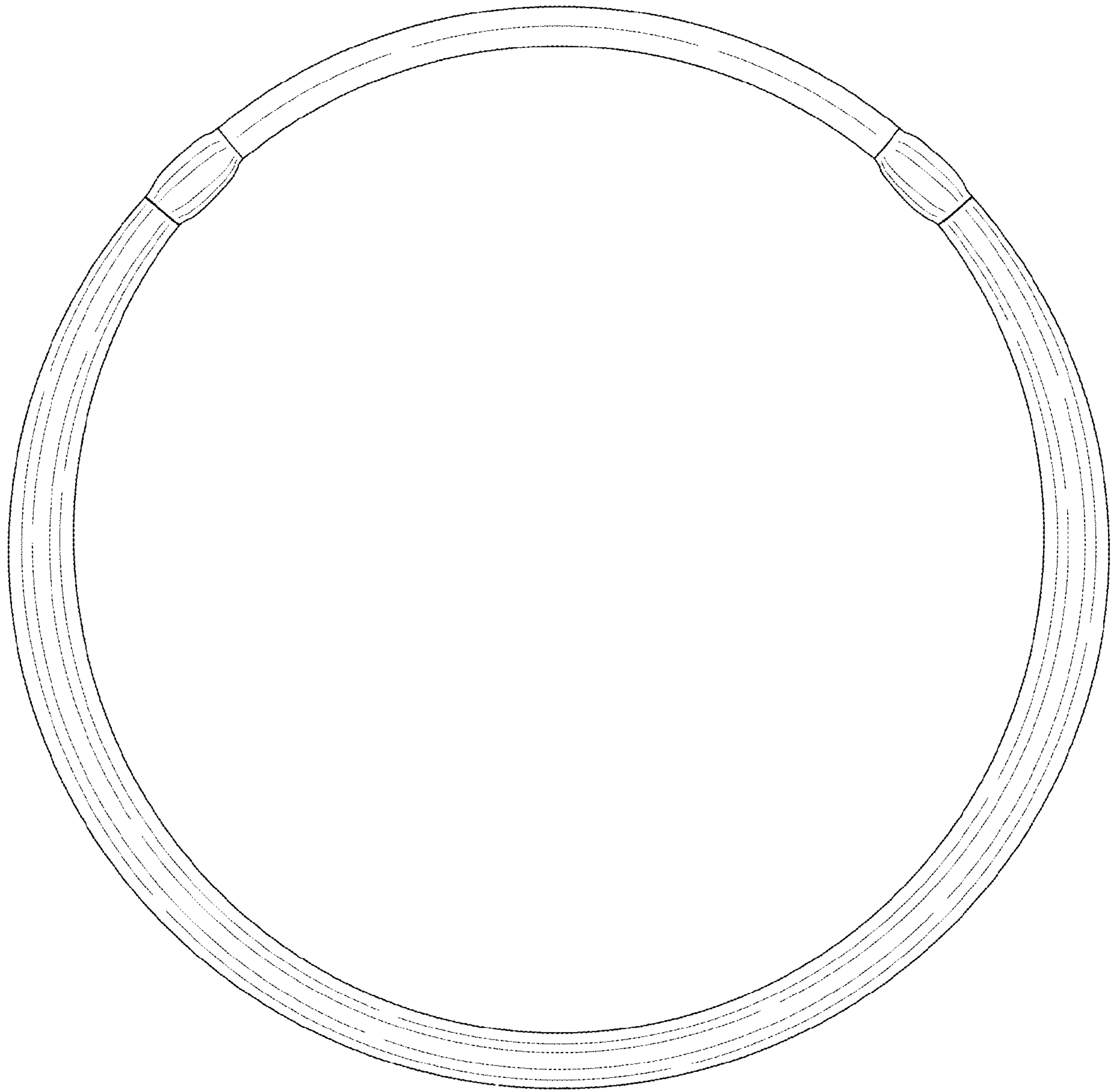


FIG. 7

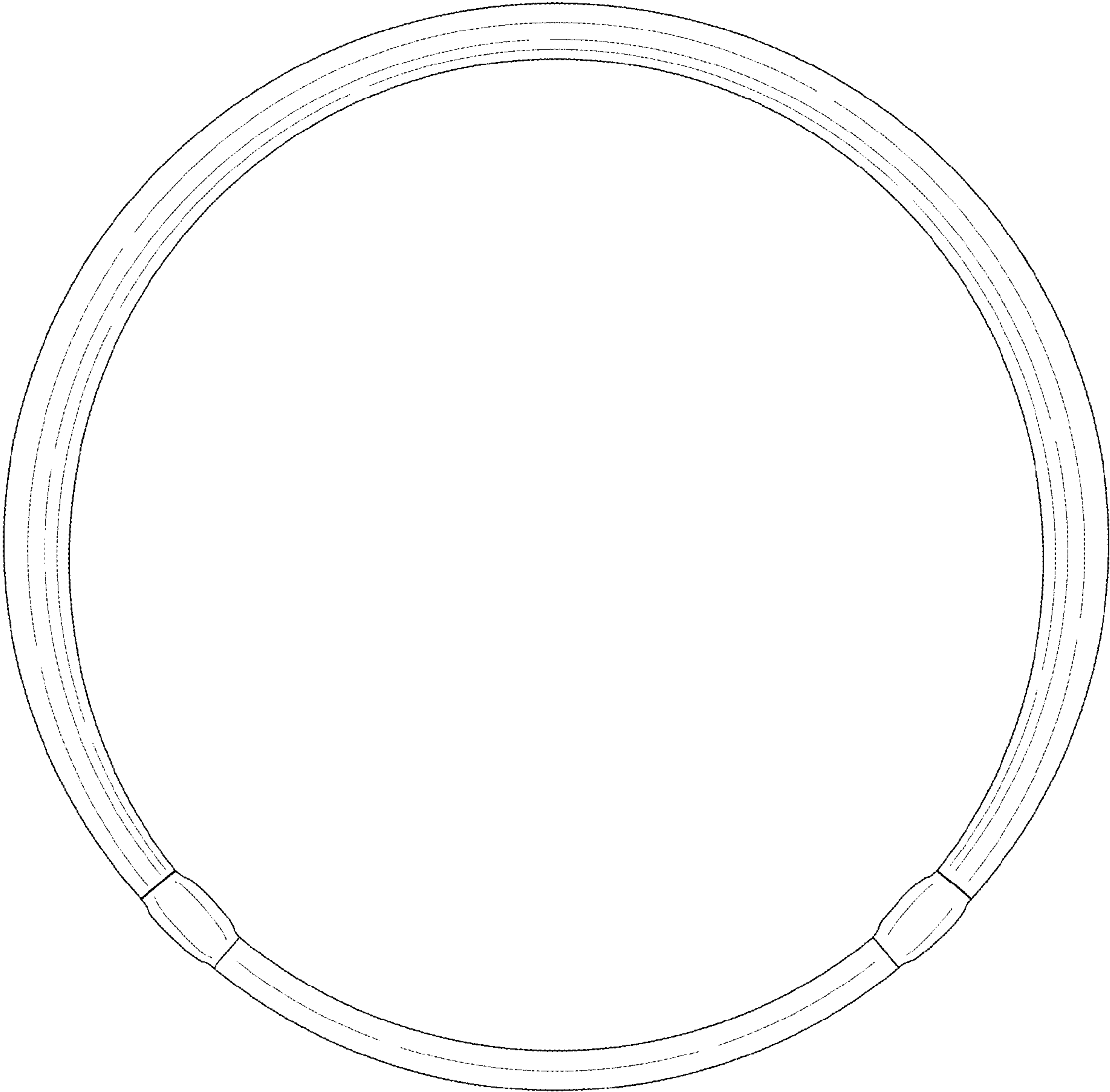


FIG. 8