



US00D981984S

(12) **United States Design Patent**
Heil et al.

(10) **Patent No.:** **US D981,984 S**

(45) **Date of Patent:** **** Mar. 28, 2023**

(54) **AUDIO PROCESSOR**

2400/00; H04R 2400/07; H04R 2499/11;
H04R 2499/13; H04R 2499/15; H04S
3/00; H04S 7/30

(71) Applicant: **L-ACOUSTICS**, Marcoussis (FR)

See application file for complete search history.

(72) Inventors: **Christian Heil**, Londres (GB); **Genio Kronauer**, Sermaise (FR); **Guillaume Le Nost**, Londres (GB); **Régis Fouche**, Paris (FR)

(56) **References Cited**

U.S. PATENT DOCUMENTS

D315,722 S *	3/1991	Imamura	D14/355
D376,360 S *	12/1996	Teulie	D14/188
D404,396 S *	1/1999	Mackie	D14/188
D431,239 S *	9/2000	Sasago	D14/313
D536,674 S *	2/2007	Millar	D13/184
D560,689 S *	1/2008	Cho	D14/188
D598,892 S *	8/2009	Wada	D14/188
D620,028 S *	7/2010	Kim	D14/125
D662,910 S *	7/2012	Warden	D14/188
D754,096 S *	4/2016	Teulie	D14/188
D776,078 S *	1/2017	Williamson	D14/188
D784,288 S *	4/2017	Teulie	D14/188

(**) Term: **15 Years**

(21) Appl. No.: **35/512,723**

(22) Filed: **Sep. 27, 2021**

(80) **Hague Agreement Data**

Int. Filing Date: **Sep. 27, 2021**

Int. Reg. No.: **DM/216628**

Int. Reg. Date: **Sep. 27, 2021**

Int. Reg. Pub. Date: **Oct. 15, 2021**

(51) **LOC (14) Cl.** **14-03**

(52) **U.S. Cl.**
USPC **D14/188**

(58) **Field of Classification Search**

USPC D14/167, 168, 170–172, 188, 194–197,
D14/203.1–203.8, 204, 209.1, 210–217,
D14/219, 221, 222, 224, 239, 496, 313

CPC B60R 11/0217; G06F 1/1688; G10K 9/22;
G10K 11/004; H03F 1/327; H04M 1/03;
H04M 1/035; H04N 5/642; H04N
21/4852; H04R 1/02; H04R 1/06; H04R
1/021; H04R 1/025; H04R 1/026; H04R
1/028; H04R 1/105; H04R 1/323; H04R
1/403; H04R 1/2803; H04R 1/2834;
H04R 5/02; H04R 7/20; H04R 9/06;
H04R 9/025; H04R 2201/021; H04R

* cited by examiner

Primary Examiner — Keli L Hill

(57) **CLAIM**

The ornamental design for an audio processor, as shown and described.

DESCRIPTION

1. Audio processor

1.1 : Front

1.2 : Perspective

1.3 : Top

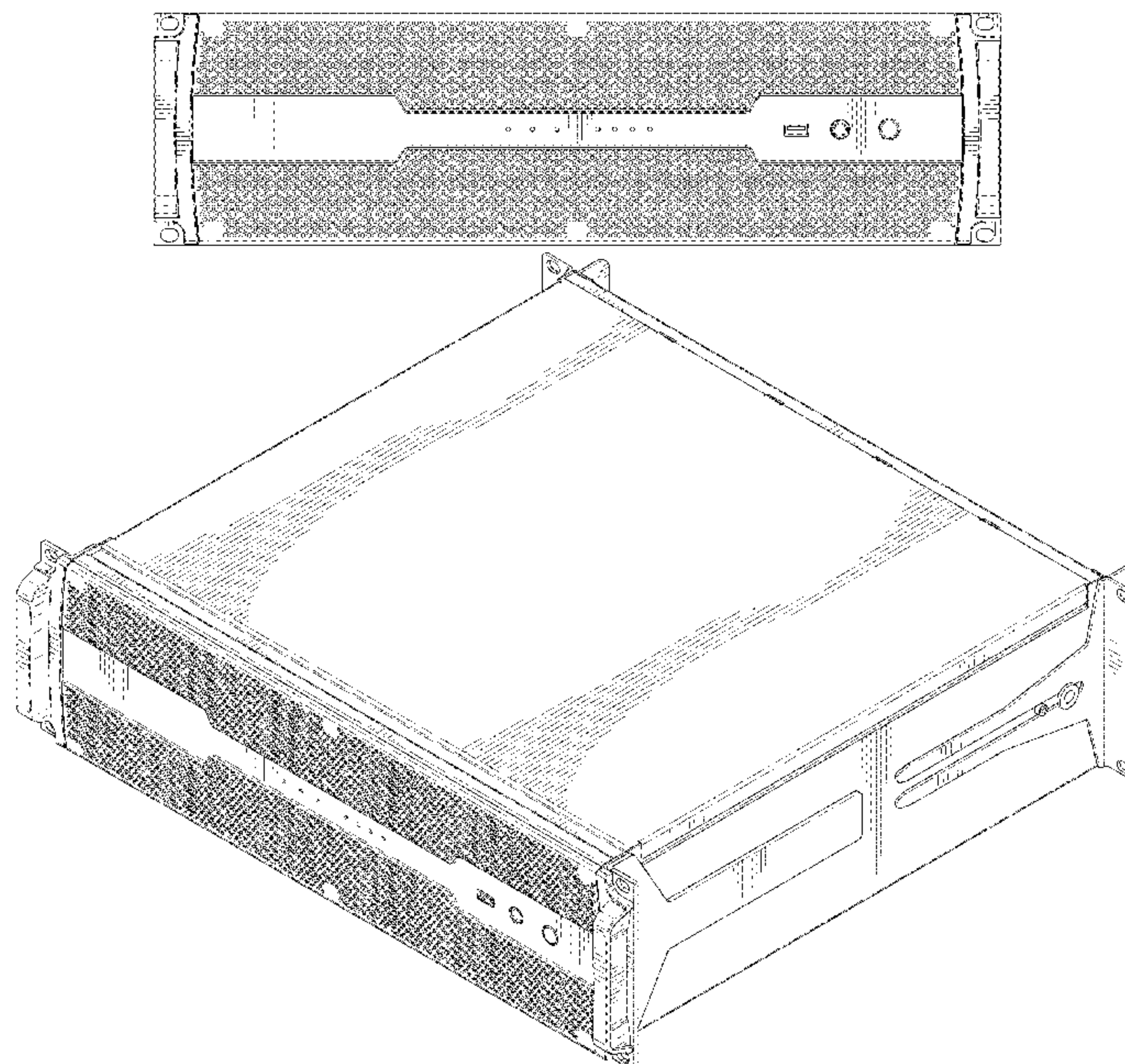
1.4 : Bottom

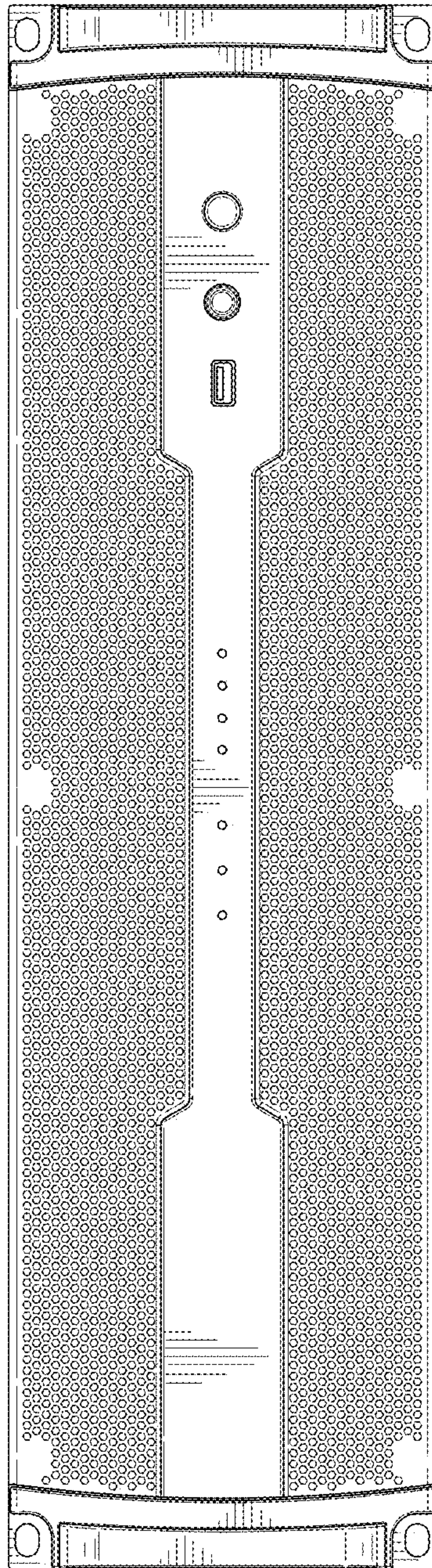
1.5 : Right

1.6 : Left

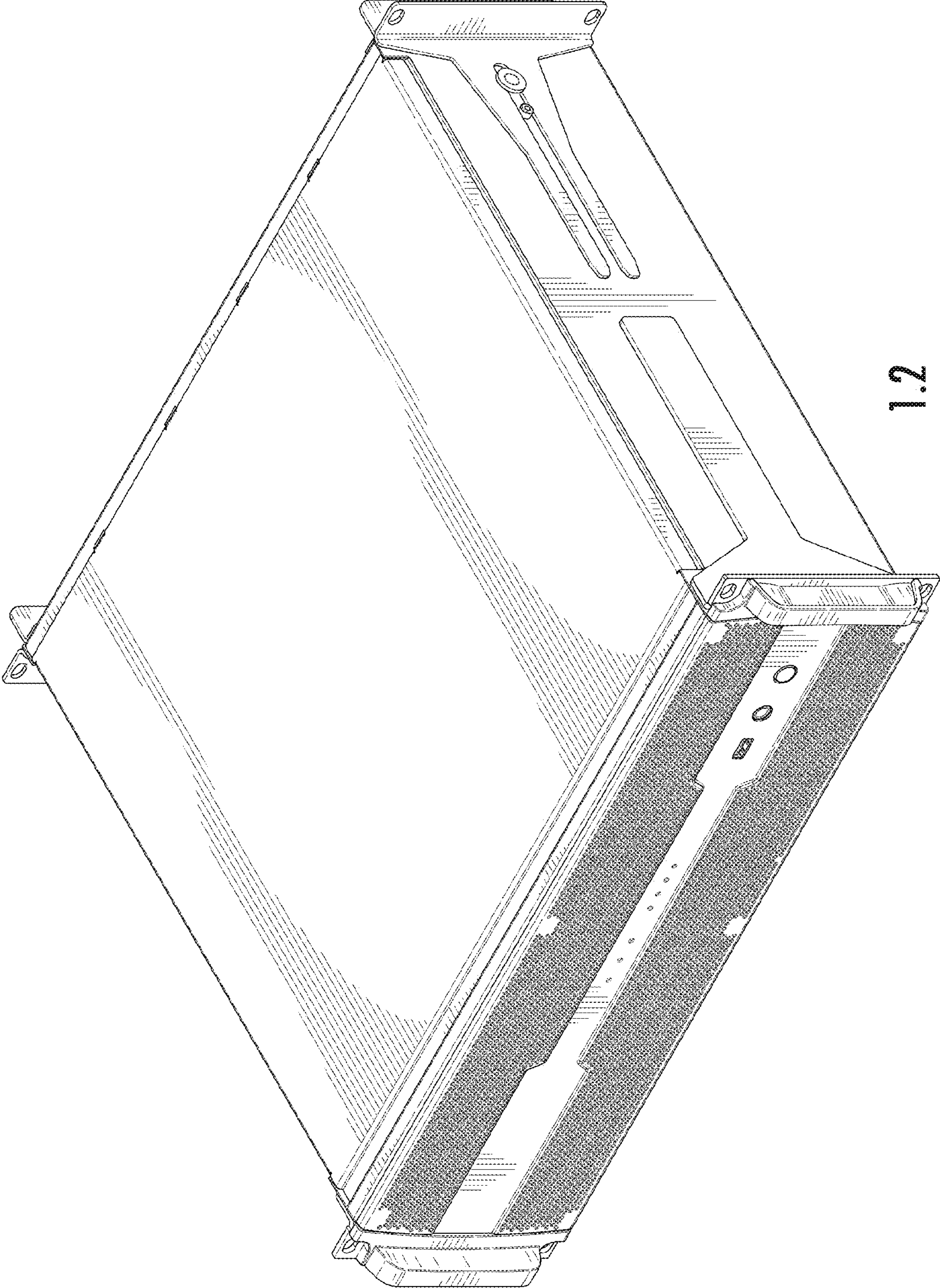
The broken lines shown are included for the purpose of illustrating portions of the sound amplifier that form no part of the claim.


1 Claim, 6 Drawing Sheets




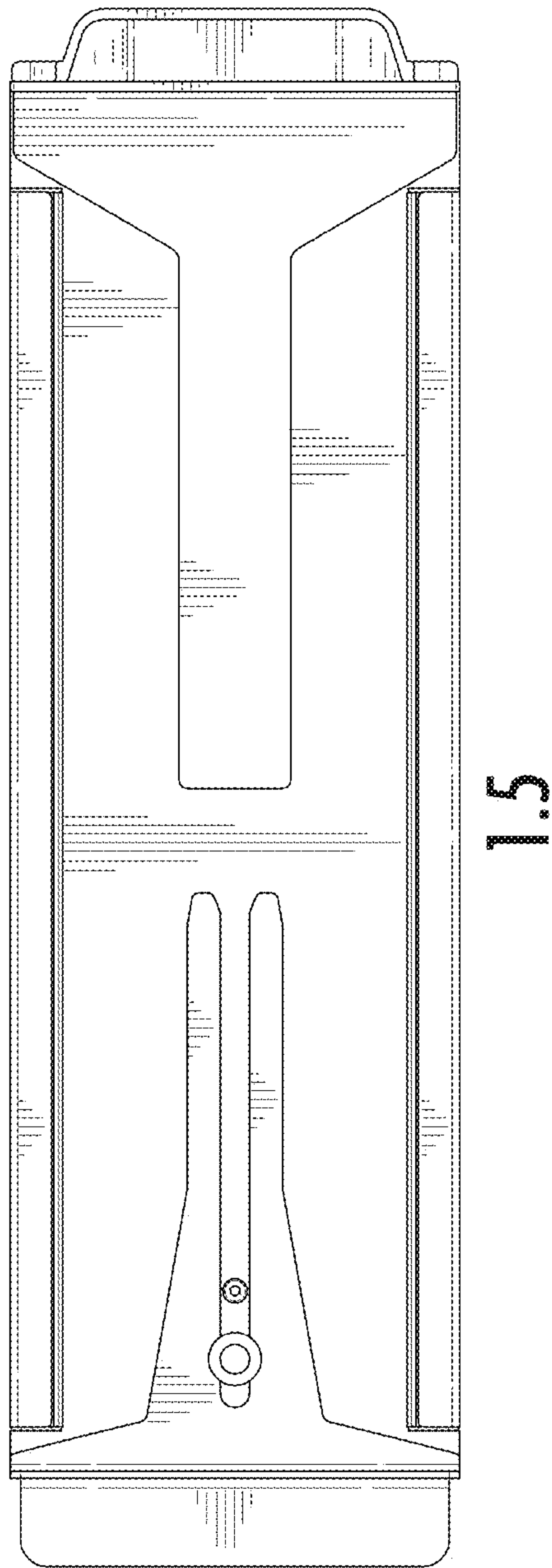


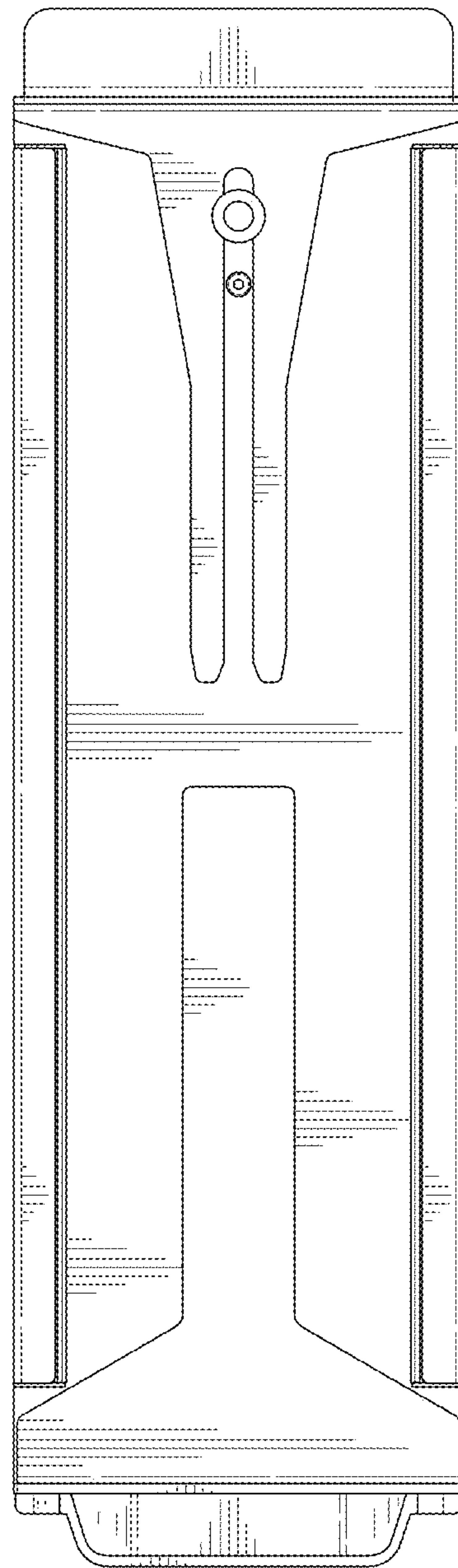
11











1.6