



US00D981943S

(12) **United States Design Patent**  
**Diehl et al.**

(10) **Patent No.:** **US D981,943 S**  
(45) **Date of Patent:** **\*\* Mar. 28, 2023**

- (54) **TIRE**
- (71) Applicant: **The Goodyear Tire & Rubber Company, Akron, OH (US)**
- (72) Inventors: **Michael William Diehl, Akron, OH (US); Robert John Hermann, Cuyahoga Falls, OH (US)**
- (73) Assignee: **The Goodyear Tire & Rubber Company, Akron, OH (US)**
- (\*\*) Term: **15 Years**
- (21) Appl. No.: **29/771,819**
- (22) Filed: **Feb. 25, 2021**
- (51) **LOC (14) Cl.** ..... **12-15**
- (52) **U.S. Cl.**  
USPC ..... **D12/596**
- (58) **Field of Classification Search**  
USPC ..... D12/568-605, 900  
CPC ..... Y10T 152/10027; B60C 1/0016; B60C 11/0306; B60C 11/0302; B60C 3/06; B60C 9/17  
See application file for complete search history.

- D637,152 S 5/2011 Maus et al. .... D12/602
- D641,314 S 7/2011 Strader et al. .... D12/602
- D648,262 S 11/2011 Hermann et al. .... D12/579
- D656,890 S 4/2012 Rittweger ..... D12/583

(Continued)

*Primary Examiner* — John A Voytek  
(74) *Attorney, Agent, or Firm* — June E. Rickey; Robert N. Lipsik

(57) **CLAIM**

The ornamental Design for a tire, as shown and described.

**DESCRIPTION**

FIG. 1 is a perspective view of a tire showing our new design, it being understood that the pattern repeats uniformly throughout the circumference of the tread;  
 FIG. 2 is a front elevational view thereof;  
 FIG. 3 is a right side elevational view thereof; the left side elevational view being identical thereto;  
 FIG. 4 is an enlarged fragmentary front elevational view thereof taken along line 4-4 of FIG. 2;  
 FIG. 5 is a perspective view of a second embodiment of a tire showing our new design, it being understood that the interior of the tire forms no part of the claim, that the pattern repeats uniformly throughout the circumference of the tread and that the opposite side view is identical thereto; and,  
 FIG. 6 is a front elevational view of a second embodiment, it being understood that an enlarged fragmentary view thereof would be substantially identical to that shown in FIG. 4, with the exception of the inclusion of the sidewall in the claim.

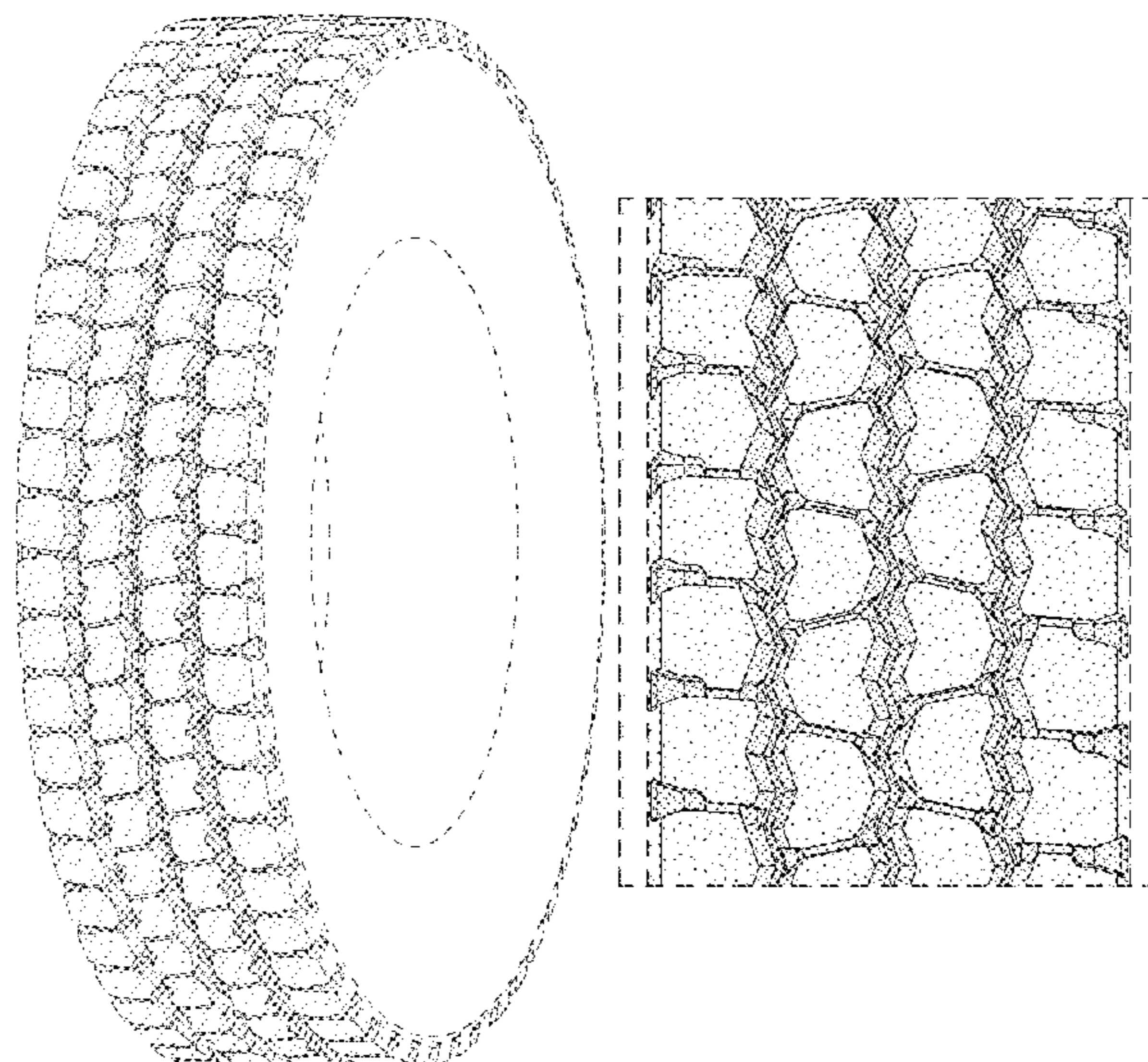
In the drawings, the broken lines immediately adjacent to the outer edges of the tire shoulder represent boundaries of the claim, and the broken lines depict environmental subject matter only and form no part of the claimed design.  
 The dashed broken lines indicating an enlargement portion of the design form no part of the claimed design.

**1 Claim, 6 Drawing Sheets**

(56) **References Cited**

**U.S. PATENT DOCUMENTS**

- D326,071 S 5/1992 Enoki et al. .... D12/146
- D380,715 S 7/1997 Harris et al. .... D12/147
- D390,818 S 2/1998 de Barys et al. .... D12/147
- D402,239 S 12/1998 Le et al. .... D12/146
- D442,897 S 5/2001 Cazin-Bourguignon et al. .... D12/147
- D444,109 S 6/2001 De Coninck et al. .... D12/147
- D457,128 S 5/2002 Robert et al. .... D12/602
- D493,415 S 7/2004 Noailly ..... D12/579
- D570,767 S 6/2008 Miyazaki et al. .... D12/579
- D609,630 S \* 2/2010 Buchinger-Barnstorf ... D12/580
- D631,002 S 1/2011 Cazin-Bourguignon et al. .... D12/602
- D636,722 S 4/2011 Davidson et al. .... D12/602



(56)

## References Cited

## U.S. PATENT DOCUMENTS

D661,639 S	6/2012	Carter et al. ....	D12/579
D678,831 S	3/2013	Hermann et al. ....	D12/579
D686,566 S	7/2013	Maus et al. ....	D12/594
D728,465 S	5/2015	Kuwahara ....	D12/600
D735,118 S	7/2015	Dixon et al. ....	D12/578
D744,409 S	12/2015	Krier et al. ....	D12/583
D758,296 S	6/2016	Oraison et al. ....	D12/602
D759,583 S	6/2016	Krier et al. ....	D12/600
D762,556 S	8/2016	Dixon et al. ....	D12/583
D766,818 S	9/2016	Young et al. ....	D12/602
D769,802 S	10/2016	Cerny ....	D12/598
D780,685 S	3/2017	Krier et al. ....	D12/602
D781,220 S	3/2017	Scheifele et al. ....	D12/579
D791,681 S	7/2017	Zhang et al. ....	D12/501
D791,686 S	7/2017	Krier et al. ....	D12/553
D795,176 S	8/2017	Farinelle et al. ....	D12/602
D795,177 S	8/2017	Dixon et al. ....	D12/602
D816,598 S	5/2018	Cerny ....	D12/602
D832,776 S *	11/2018	Louzri ....	D12/596
D847,725 S	5/2019	Dixon et al. ....	D12/512
D850,359 S	6/2019	Hibino ....	D12/596
D859,299 S *	9/2019	Shondel ....	D12/602
D860,928 S	9/2019	Dixon et al. ....	D12/602
D867,273 S	11/2019	Dixon et al. ....	D12/596
D867,277 S	11/2019	Dixon et al. ....	D12/602
D867,980 S	11/2019	Farinelle et al. ....	D12/602
D870,031 S *	12/2019	Wang ....	D12/602
D875,660 S	2/2020	Thieman ....	D12/602
D877,696 S	3/2020	Garrett et al. ....	D12/602
D885,323 S	5/2020	Koog ....	D12/602
D886,037 S	6/2020	Dixon et al. ....	D12/596
D886,039 S *	6/2020	Dixon ....	D12/602
D901,375 S	11/2020	Ly et al. ....	D12/596
D902,839 S *	11/2020	Zhang ....	D12/596
D934,786 S *	11/2021	Kochanek ....	D12/583

\* cited by examiner

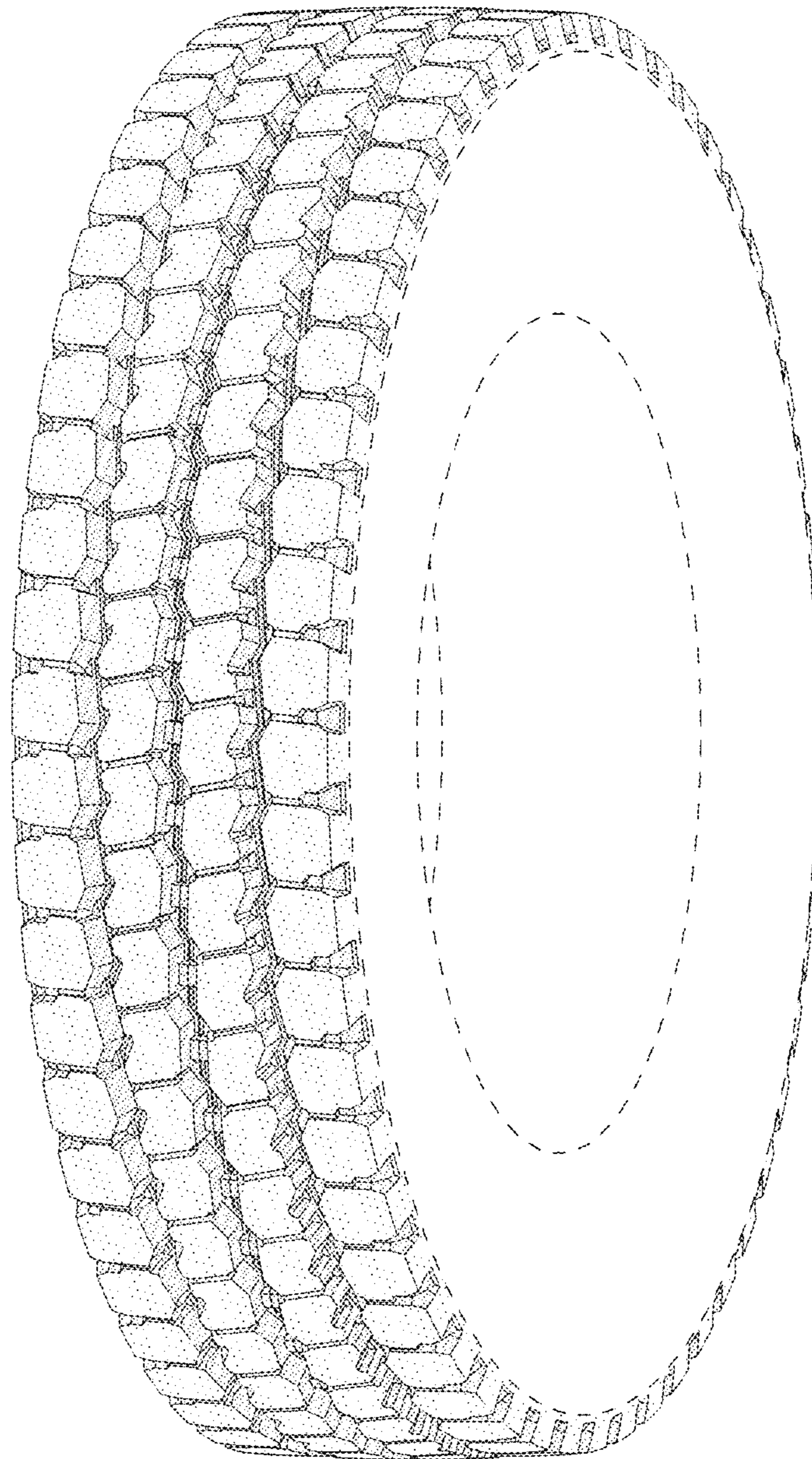


FIG - 1

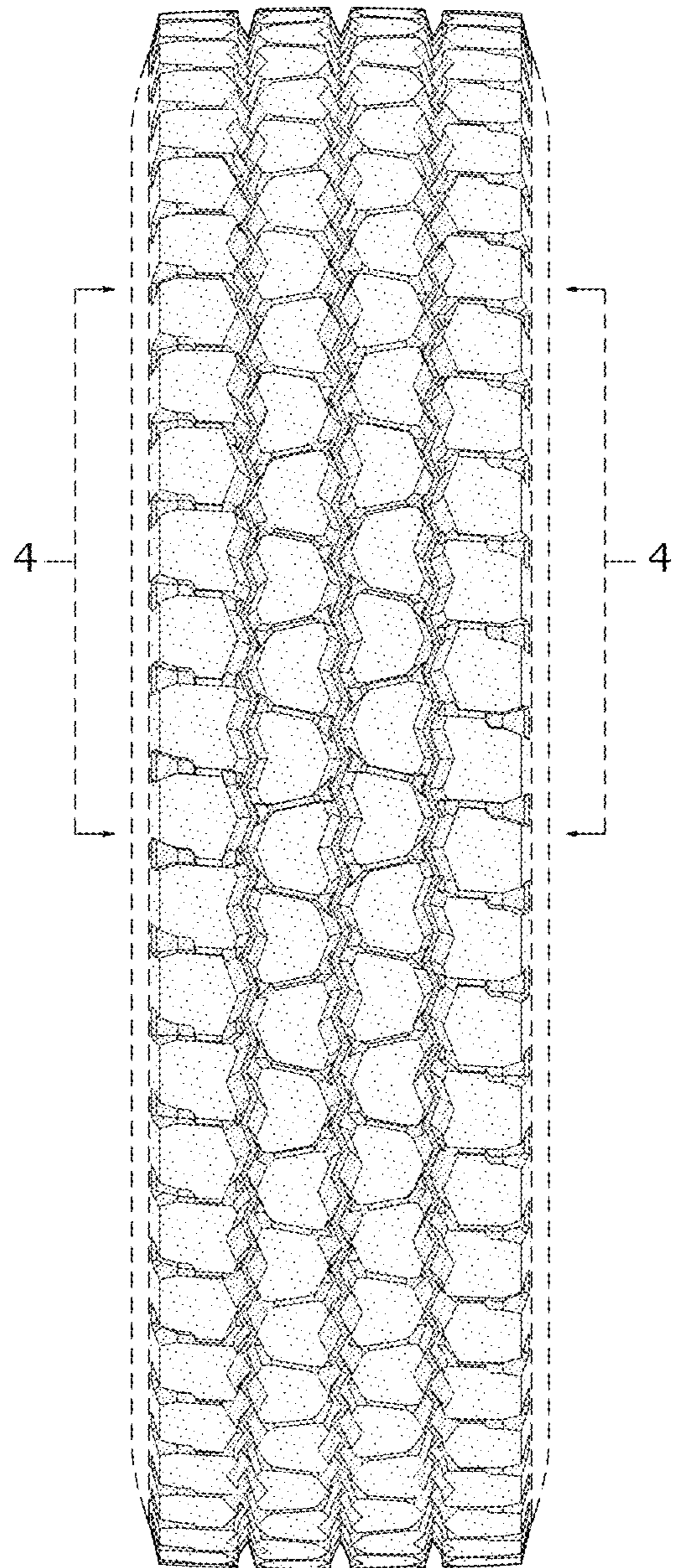


FIG - 2

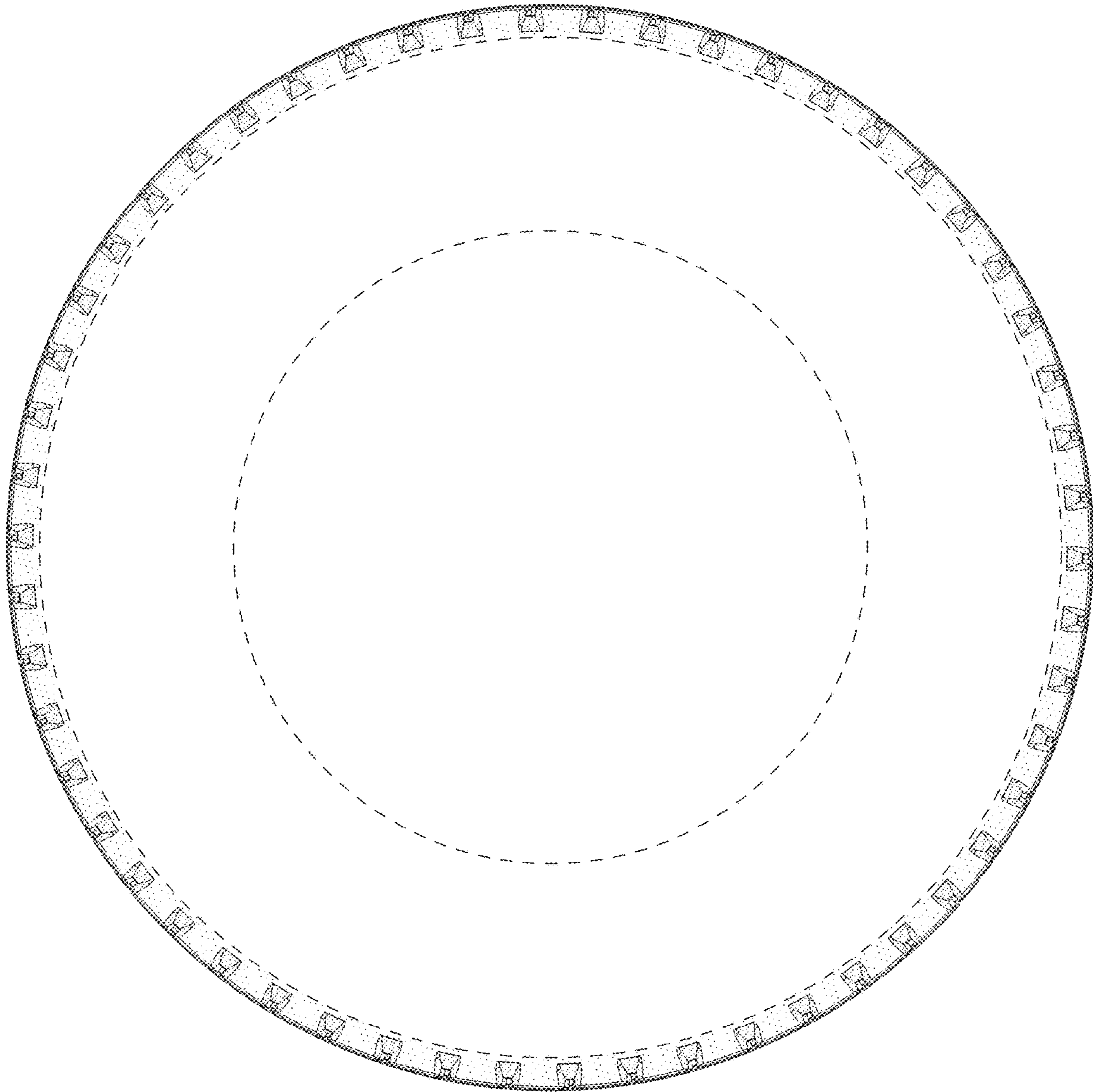


FIG - 3

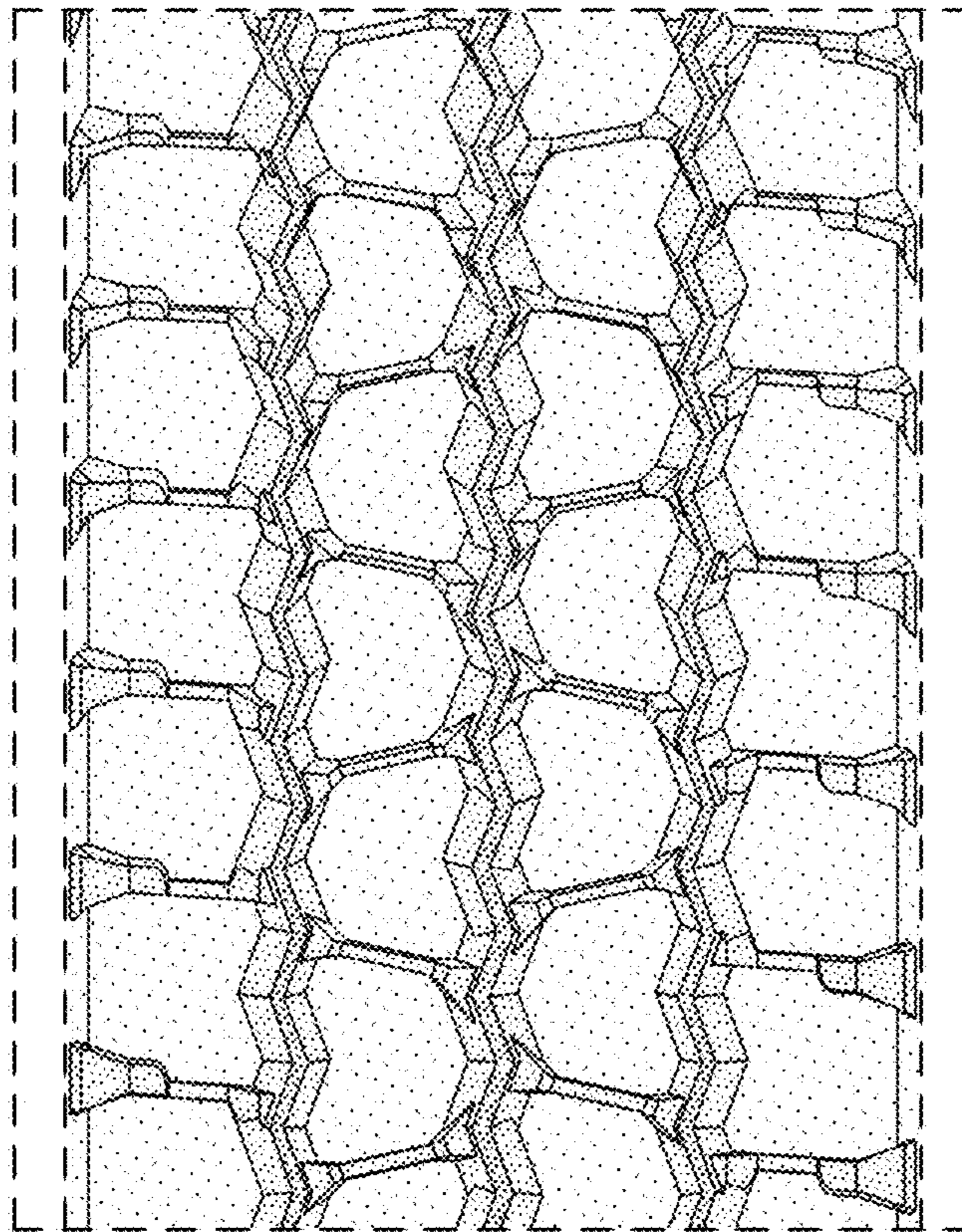


FIG - 4

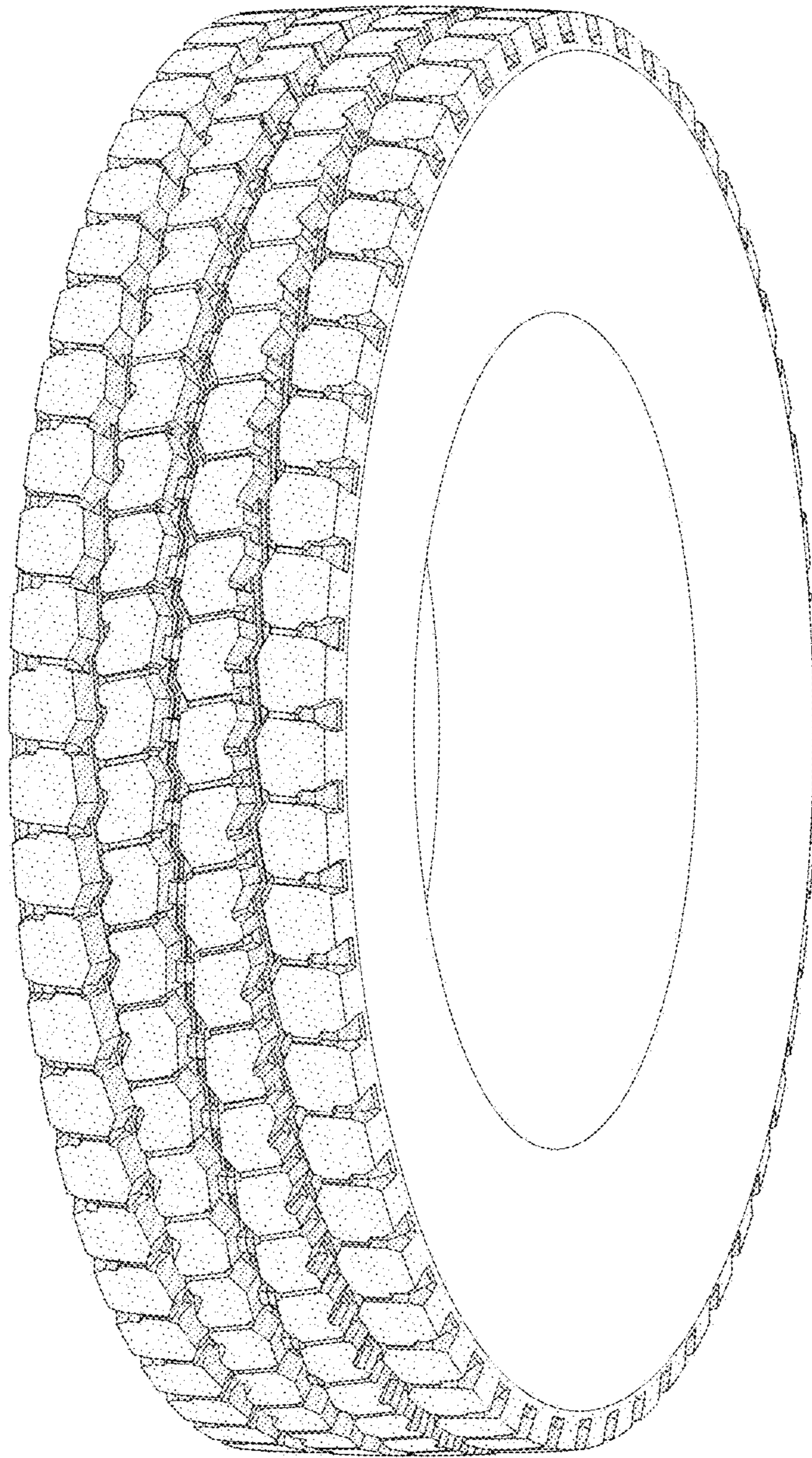


FIG - 5

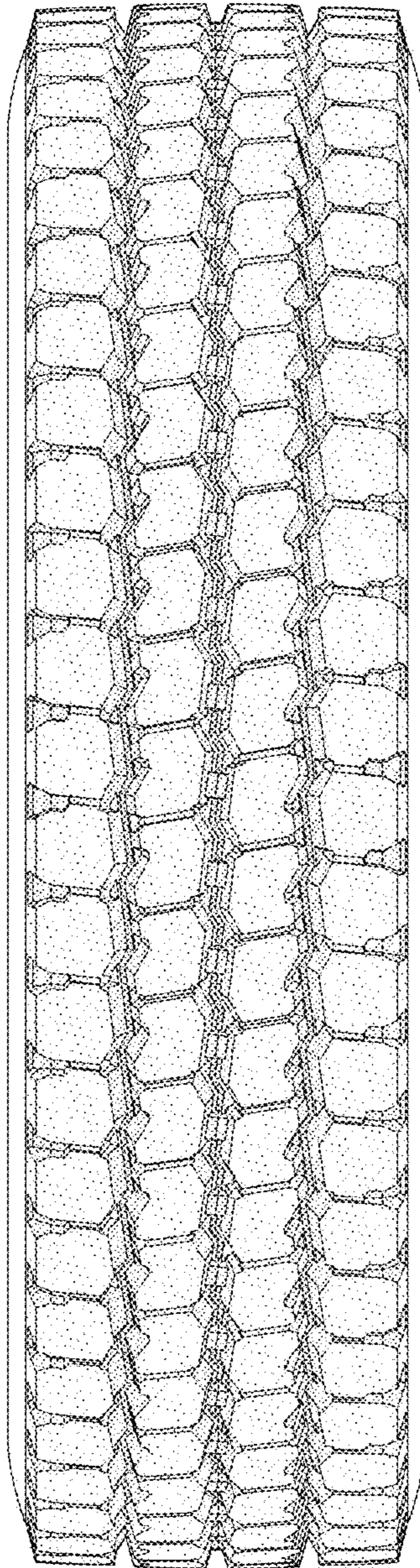


FIG - 6