



US00D981929S

(12) **United States Design Patent**  
**Kleinschuster et al.**

(10) **Patent No.:** **US D981,929 S**  
(45) **Date of Patent:** **\*\* Mar. 28, 2023**

- (54) **VEHICLE WHEEL FRONT FACE**
- (71) Applicant: **Custom Wheel House, LLC**, Santa Fe Springs, CA (US)
- (72) Inventors: **Sean J. Kleinschuster**, Menifee, CA (US); **Max J. Mitchell**, Valley Center, CA (US)
- (73) Assignee: **CUSTOM WHEEL HOUSE, LLC**, Santa Fe Springs, CA (US)
- (\*\*) Term: **15 Years**
- (21) Appl. No.: **29/757,912**
- (22) Filed: **Nov. 10, 2020**
- (51) **LOC (14) Cl.** ..... **12-16**
- (52) **U.S. Cl.**  
USPC ..... **D12/209**; D12/211
- (58) **Field of Classification Search**  
USPC ..... D12/204–213; D21/563  
CPC .... B60B 7/00; B60B 7/02; B60B 7/04; B60B 7/01; B60B 7/06; B60B 3/02; B60B 3/04; B60B 3/06; B60B 3/10; B60B 1/00; B60B 1/08; B60B 1/10; B60B 1/12  
See application file for complete search history.

(56) **References Cited**

U.S. PATENT DOCUMENTS

D248,749 S	*	8/1978	Siroonian	.....	D12/211
D569,778 S		5/2008	Kim		
D598,835 S	*	8/2009	DeGeorge	.....	D12/209
D623,573 S	*	9/2010	Thurner	.....	D12/209
D658,106 S	*	4/2012	Thurner	.....	D12/211
D714,705 S		10/2014	Kong		

D714,708 S		10/2014	Chung		
D722,548 S		2/2015	Chung		
D725,017 S	*	3/2015	Harriton	.....	D12/209
D727,829 S		4/2015	Chung		
D733,025 S		6/2015	Chung		
D737,191 S		8/2015	Chung		
D751,487 S	*	3/2016	Harriton	.....	D12/211
D758,279 S		6/2016	Platto et al.		
D763,163 S		8/2016	Chung		
D783,498 S		4/2017	Platto et al.		
D790,427 S		6/2017	Palana		
D800,630 S		10/2017	Tran		
D806,626 S		1/2018	Tran		
D806,630 S		1/2018	McMath		
D833,950 S		11/2018	Sempek		
D838,646 S	*	1/2019	Harriton	.....	D12/209
D848,927 S		5/2019	Kleinschuster		
D897,257 S	*	9/2020	Tran	.....	D12/209
D904,963 S	*	12/2020	Hale, Jr.	.....	D12/209
D906,924 S	*	1/2021	Liu	.....	D12/209

\* cited by examiner

*Primary Examiner* — Calvin E Vansant

(74) *Attorney, Agent, or Firm* — Reising Ethington, P.C.

(57) **CLAIM**

The ornamental design for a vehicle wheel front face, as shown and described.

**DESCRIPTION**

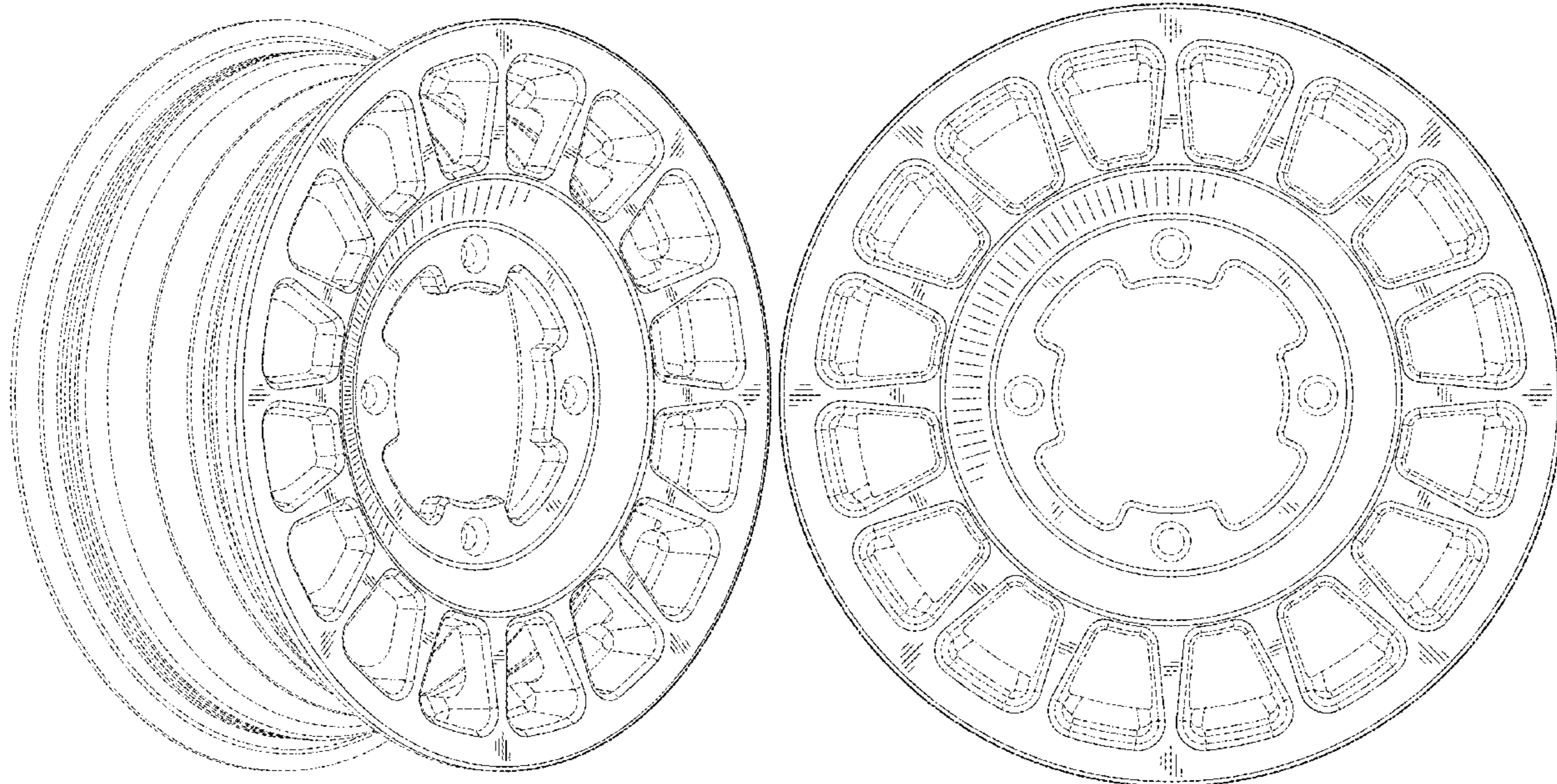
FIG. 1 is a front perspective view of the vehicle wheel front face;

FIG. 2 is a front elevation view thereof; and,

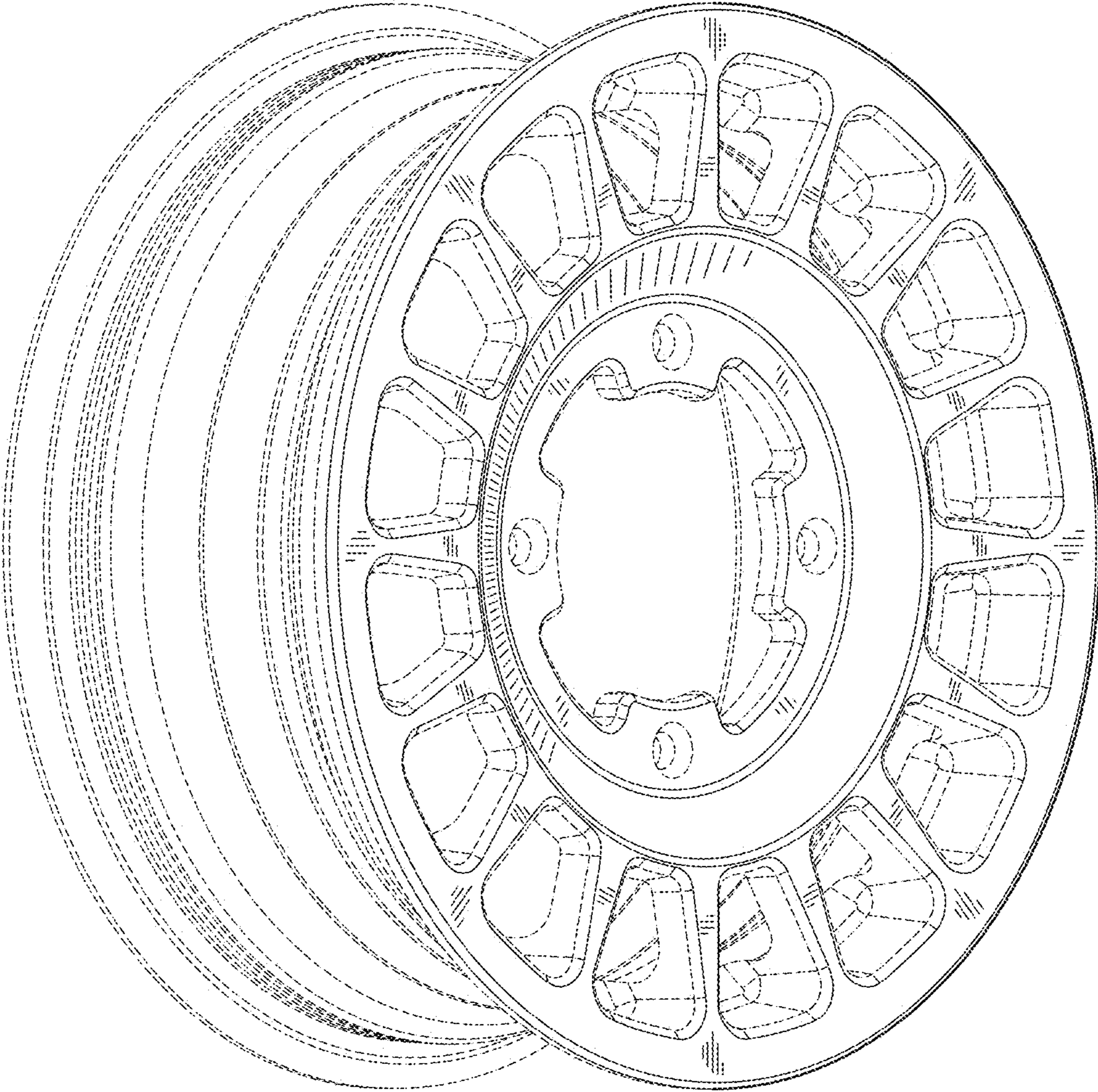
FIG. 3 is a side elevation view thereof.

In the drawings, the broken lines depict environmental subject matter only and do not form any part of the claimed design.

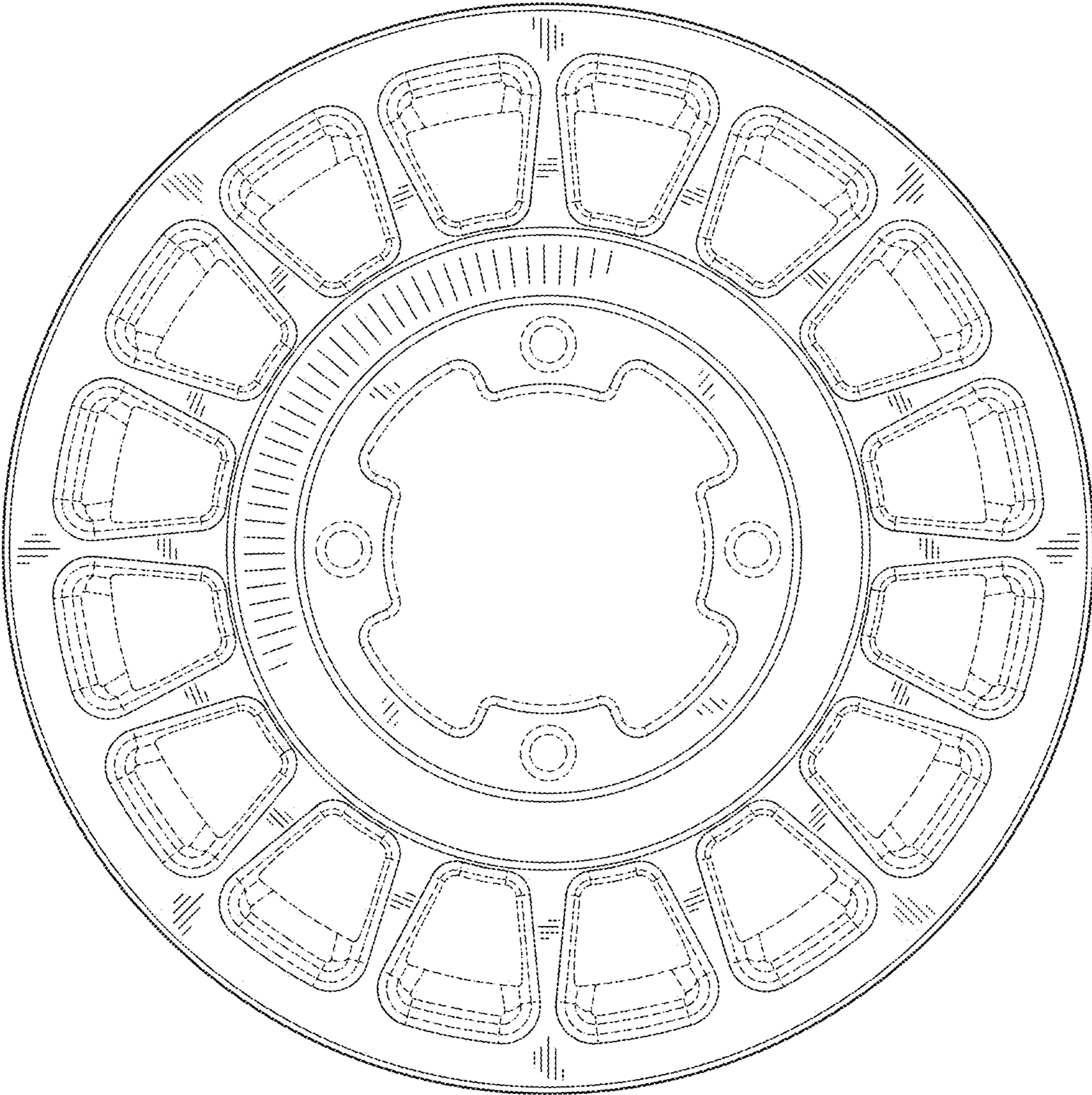
**1 Claim, 3 Drawing Sheets**



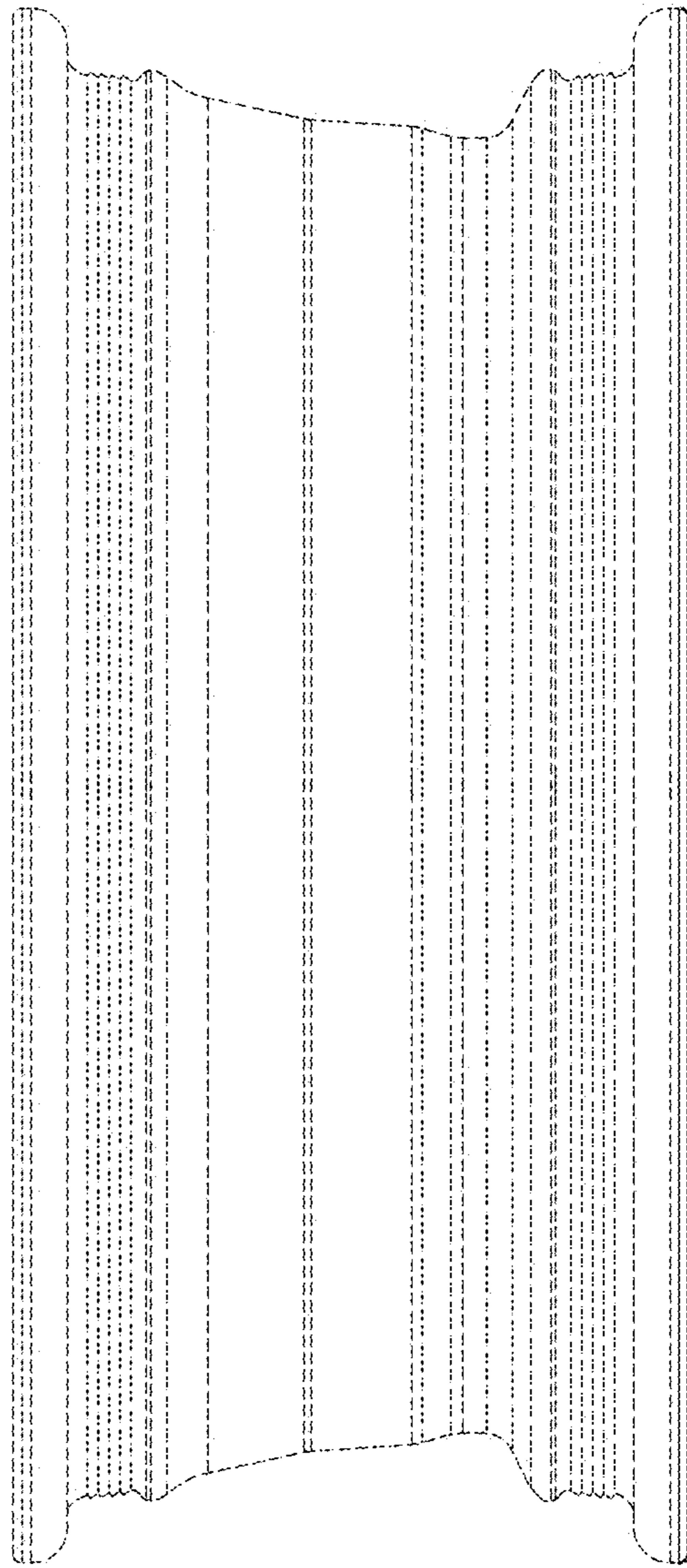




**FIG. 1**



**FIG. 2**



***FIG. 3***