



US00D981922S

(12) **United States Design Patent** (10) **Patent No.:** **US D981,922 S**  
**Pena** (45) **Date of Patent:** **\*\* Mar. 28, 2023**

(54) **FRONT BUMPER FOR A VEHICLE**

FOREIGN PATENT DOCUMENTS

(71) Applicant: **Bayerische Motoren Werke Aktiengesellschaft, Munich (DE)**

WO WO DM/059164 4/2002  
WO WO DM/202752 11/2019  
WO WO DM/208234 11/2020  
WO WO DM/209878 2/2021

(72) Inventor: **Jose Alberto Casas Pena, Munich (DE)**

OTHER PUBLICATIONS

(73) Assignee: **Bayerische Motoren Werke Aktiengesellschaft, Munich (DE)**

Misoyannis, Alex, 2021 BMW 2 Series Coupe Leaked, Drive, Apr. 27, 2020, 14 pages.

(\*\*) Term: **15 Years**

\* cited by examiner

(21) Appl. No.: **29/800,763**

*Primary Examiner* — Melody N Brown

(22) Filed: **Jul. 23, 2021**

(74) *Attorney, Agent, or Firm* — Crowell & Moring LLP

(30) **Foreign Application Priority Data**

(57) **CLAIM**

Jan. 27, 2021 (DE) ..... 402021100063.1

The ornamental design for a front bumper for a vehicle, as shown and described.

(51) **LOC (14) Cl.** ..... **12-16**

(52) **U.S. Cl.**  
USPC ..... **D12/169**

(58) **Field of Classification Search**  
USPC ..... D12/169, 196, 86, 90-92, 163, 190, 98,  
D12/164; 293/102, 113, 115, 117, 120,  
293/193.11; 296/180.1, 180.2  
CPC ..... B60R 19/02; B60R 19/04; B62D 25/08  
See application file for complete search history.

**DESCRIPTION**

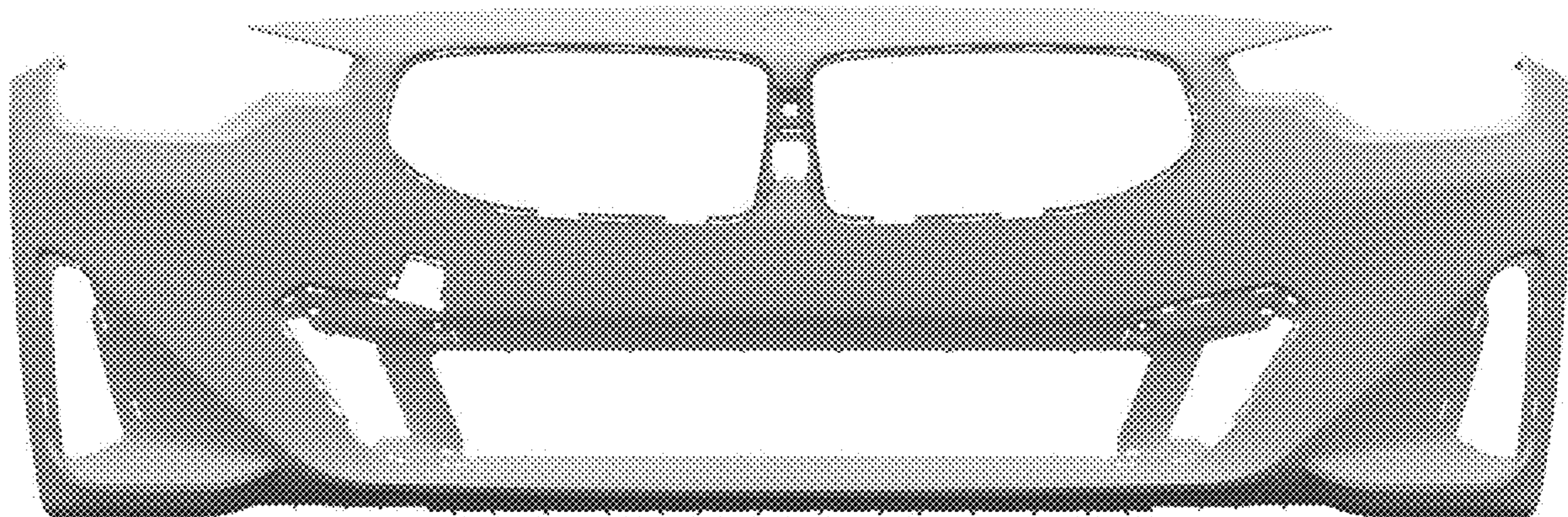
This application contains subject matter related to the following co-pending U.S. design patent applications: Application Ser. No. 29/734,745, filed May 15, 2020 and entitled "Front Bumper for a Vehicle"; Application Ser. No. 29/747,494, filed Aug. 24, 2020 and entitled "Front Bumper for a Vehicle"; and, Application Ser. No. 29/800,760, filed herewith and entitled "Motor Vehicle, Toy Replica, and/or Other Replica". FIG. 1 is a front view of a front bumper for a vehicle according to the design; FIG. 2 is a right, front perspective view thereof; FIG. 3 is a left, bottom perspective view thereof; FIG. 4 is a right side view thereof; FIG. 5 is a left side view thereof; FIG. 6 is a top view thereof; FIG. 7 is a bottom view thereof; and, FIG. 8 is a rear view thereof.

(56) **References Cited**

U.S. PATENT DOCUMENTS

D737,738 S 9/2015 Nordmann  
D844,508 S \* 4/2019 Elstner ..... D12/169  
D848,326 S \* 5/2019 Ojea ..... D12/169  
D867,233 S 11/2019 Peplowski  
D875,624 S \* 2/2020 Tanghe ..... D12/169  
D885,266 S \* 5/2020 Kezha ..... D12/169  
D902,804 S \* 11/2020 Guille ..... D12/169  
D911,229 S 2/2021 Wietrzychowski  
D931,160 S \* 9/2021 Forrest ..... D12/169  
D931,163 S \* 9/2021 Tsarukyan ..... D12/169  
D931,164 S \* 9/2021 Guille ..... D12/169

**1 Claim, 8 Drawing Sheets**






Fig. 1

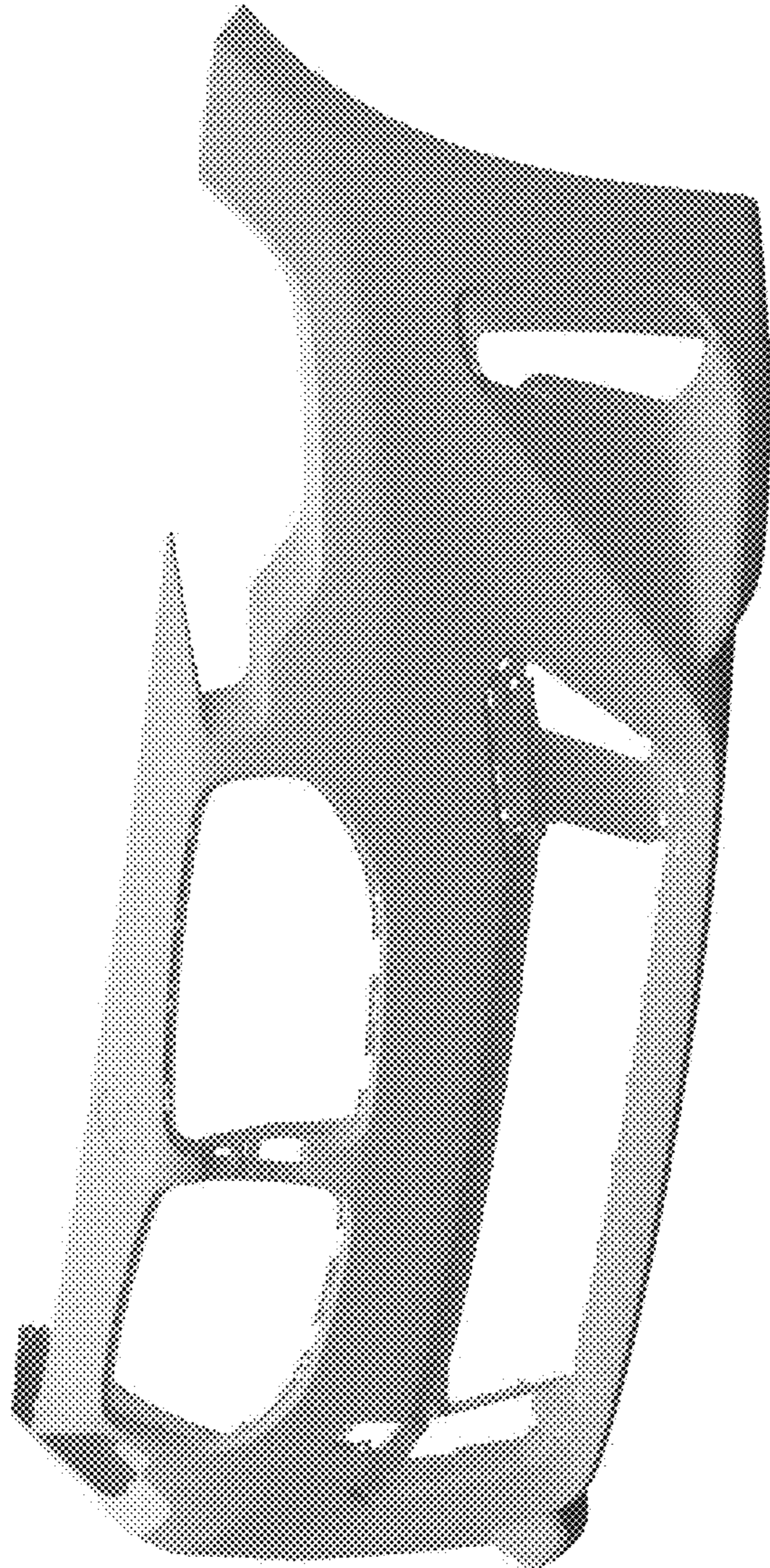


Fig. 2




Fig. 3




Fig. 4




Fig. 5




Fig. 6




Fig. 7






Fig. 8