



US00D981910S

(12) **United States Design Patent**  
**Thorp et al.**

(10) **Patent No.:** **US D981,910 S**  
(45) **Date of Patent:** **\*\* Mar. 28, 2023**

(54) **VEHICLE BODY, VEHICLE BODY TOY REPLICA, AND/OR OTHER REPLICA**

(71) Applicant: **DC Comics**, Burbank, CA (US)  
(72) Inventors: **Ash Thorp**, Temecula, CA (US);  
**Benjamin Last**, Melbourne (AU);  
**James Chinlund**, Los Angeles, CA (US)

D692,345 S 10/2013 Murray  
D695,674 S 12/2013 Nolan et al.  
D703,128 S 4/2014 Nolan et al.  
D816,550 S 5/2018 Leyrikh  
D816,551 S 5/2018 Leyrikh  
D822,769 S 7/2018 Tatopoulos et al.  
D836,730 S 12/2018 Hego et al.  
D862,611 S 10/2019 Barajas et al.  
D875,647 S 2/2020 Barajas et al.

(Continued)

(73) Assignee: **DC Comics**, Burbank, CA (US)

(\*\*) Term: **15 Years**

(21) Appl. No.: **29/847,896**

(22) Filed: **Jul. 28, 2022**

**Related U.S. Application Data**

(63) Continuation of application No. 29/734,677, filed on May 14, 2020, now Pat. No. Des. 962,124.

(51) **LOC (14) Cl.** ..... **12-08**

(52) **U.S. Cl.**  
USPC ..... **D12/92**

(58) **Field of Classification Search**  
USPC ..... D12/86, 90-92, 88, 164; D21/424, 433,  
D21/434, 533-535; 296/181.1-181.5,  
296/183.1  
CPC ..... B62D 25/00; B62D 25/06; B62D 33/00;  
B62D 35/00  
See application file for complete search history.

(56) **References Cited**

**U.S. PATENT DOCUMENTS**

D311,882 S 11/1990 Furst  
D329,321 S 9/1992 Ringwood  
D375,704 S 11/1996 Flattery et al.  
D389,111 S 1/1998 Flattery et al.  
D396,662 S 8/1998 Belker et al.  
D460,791 S 7/2002 McBride

**FOREIGN PATENT DOCUMENTS**

AU 107786 6/1990  
AU 107787 S 6/1990  
AU 127923 9/1996

(Continued)

*Primary Examiner* — Melody N Brown

(74) *Attorney, Agent, or Firm* — Morgan, Lewis & Bockius LLP

(57) **CLAIM**

The ornamental design for a vehicle body, vehicle body toy replica, and/or other replica, as shown and described.

**DESCRIPTION**

FIG. 1 is a front perspective view of a vehicle body, vehicle body toy replica, and/or other replica showing our new design;

FIG. 2 is a rear perspective view thereof;

FIG. 3 is a front elevational view thereof;

FIG. 4 is a rear elevational view thereof;

FIG. 5 is a left-side elevational view thereof;


FIG. 6 is a right-side elevational view thereof;

FIG. 7 is a top plan view thereof; and,

FIG. 8 is a bottom plan view thereof.

The broken lines depict portions of the vehicle body, vehicle body toy replica, and/or other replica that form no part of the claimed design.

**1 Claim, 8 Drawing Sheets**



# US D981,910 S

Page 2

(56)

## References Cited

### U.S. PATENT DOCUMENTS

D876,555 S      2/2020 Barajas et al.  
D962,124 S \*    8/2022 Thorp ..... D12/92

### FOREIGN PATENT DOCUMENTS

AU	127924	9/1996
AU	133508	4/1998
AU	339911	12/2011
AU	340918	2/2012
EM	000947734-0001	7/2008
EM	001430284-0003	8/2015
EM	001430284-0001	10/2015
EM	001430284-0002	10/2015
EM	002519744-0001	8/2016
EM	002519744-0002	8/2016
EM	002519744-0003	8/2016
GB	1056633	1/1989
GB	19891056632 F	1/1989
GB	2048731	6/1995
GB	2048732	6/1995
GB	2065267	4/1997
GB	2065270	4/1997
GB	4019793	6/2011
GB	4019794	6/2011
GB	4024786	7/2012
GB	4024787	7/2012
GB	4024788	7/2012

GB	4037092	8/2015
GB	4037093	8/2015
GB	4040907	8/2015
GB	4037094	10/2015
HK	9800021.1	6/1998
HK	9800022.3	6/1998
HK	9800023.5	6/1998
HK	9800024.7	6/1998
HK	9801492.9	9/1998
HK	9801493.1	9/1998
HK	1102052.4	3/2012
HK	1102053.6	3/2012
HK	1201119.7M001	8/2012
HK	1201119.7M002	8/2012
HK	1201119.7M003	8/2012
JP	841088	3/1992
JP	850920	7/1992
JP	1440491	4/2012
JP	1444656	5/2012
JP	1458846	11/2012
JP	1528810	6/2015
JP	1528855	6/2015
JP	1528993	6/2015
MY	02/0082	4/1997
MY	02/0083	4/1997
MY	11-01773-0102	6/2011
MY	11-01774-0202	6/2011
MY	12-00733-0303	5/2012
MY	12007310103	5/2012
MY	12007320203	5/2012

\* cited by examiner

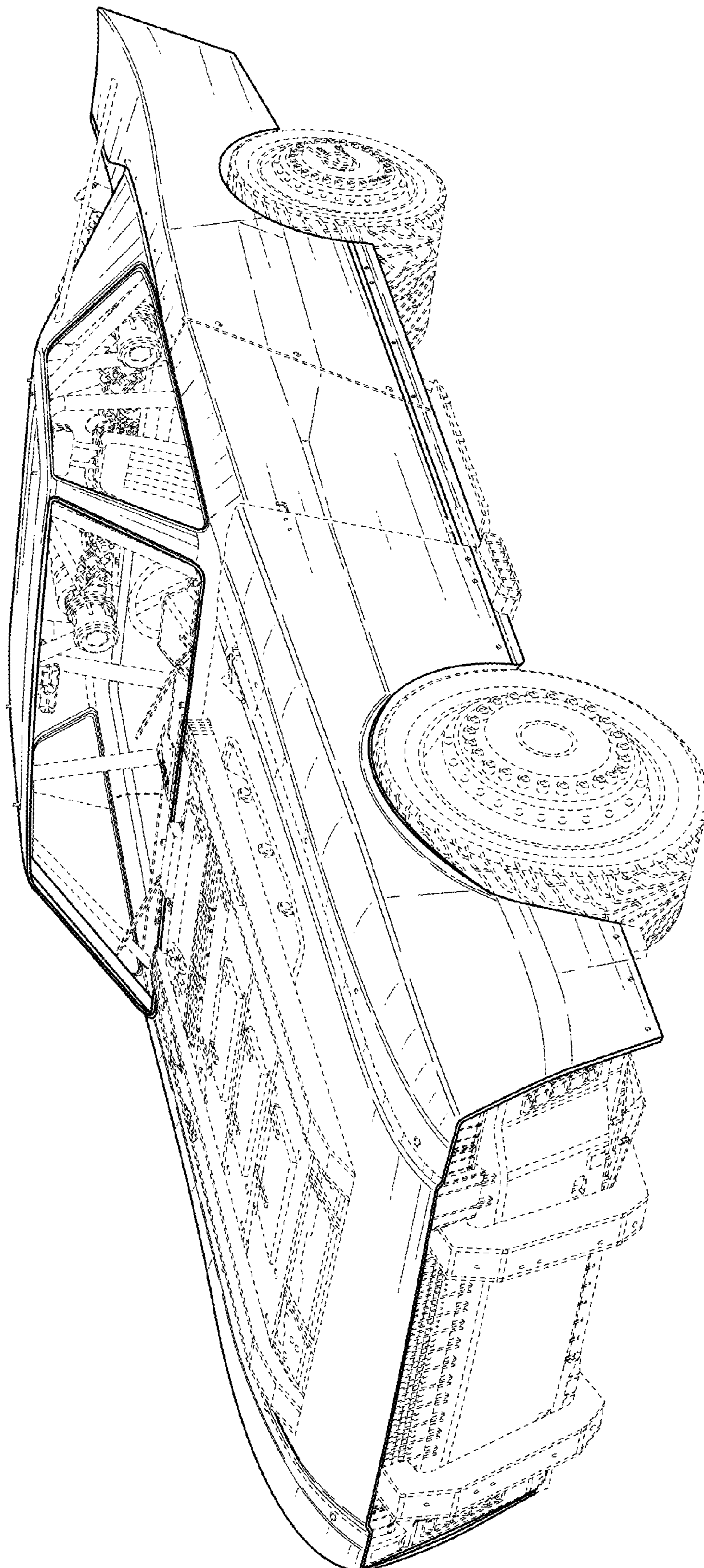


FIG. 1

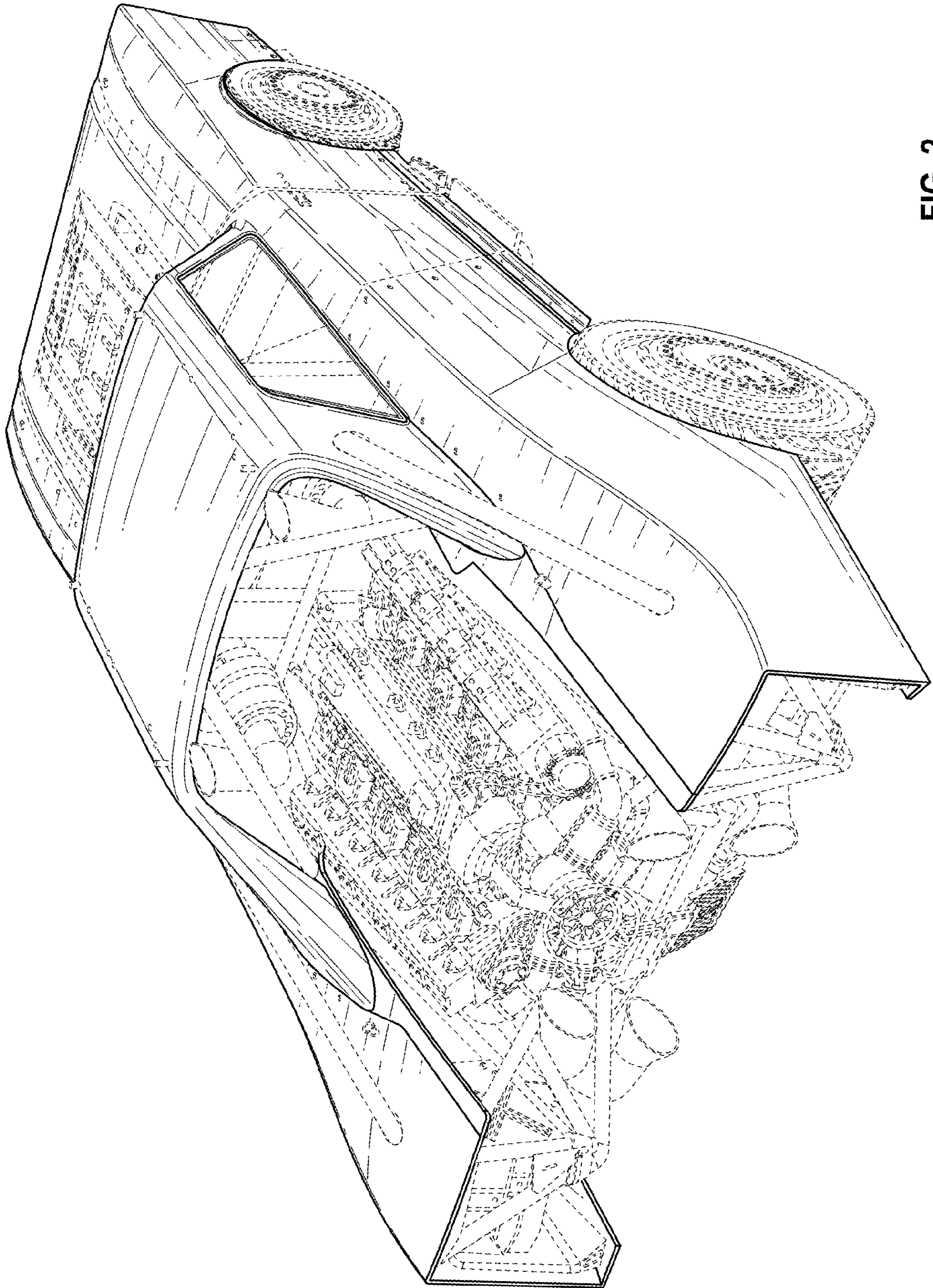


FIG. 2

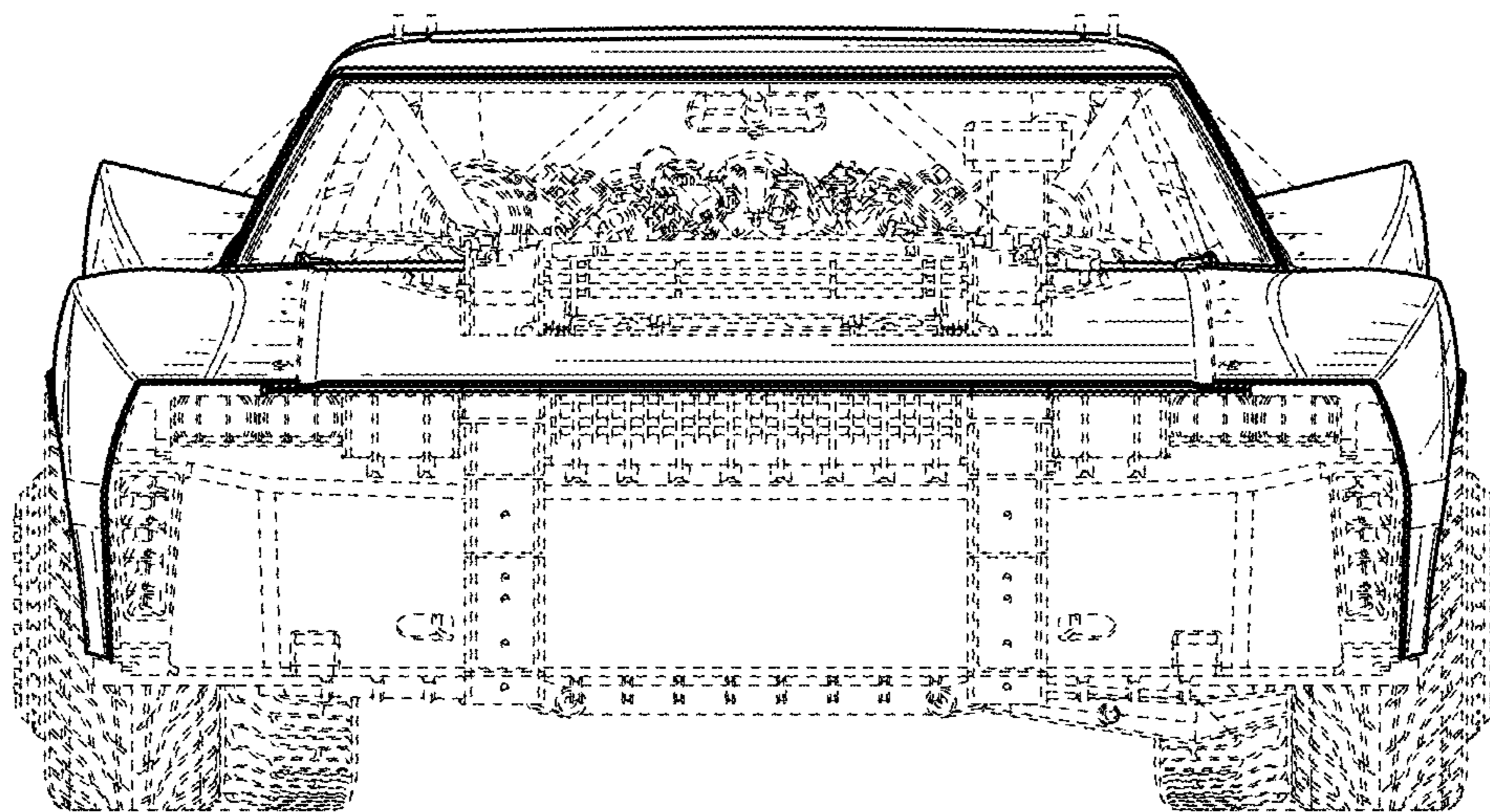


FIG. 3

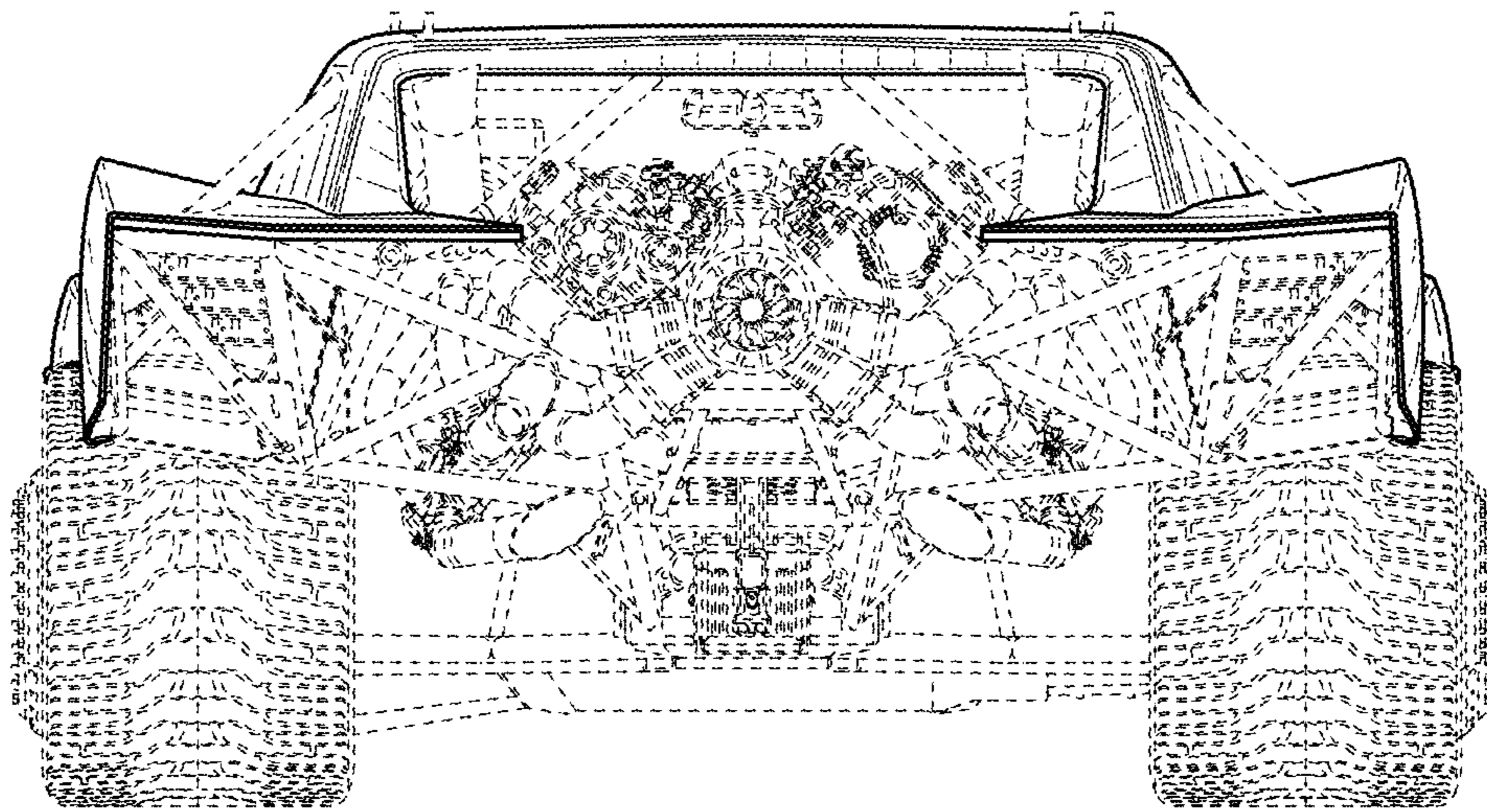


FIG. 4

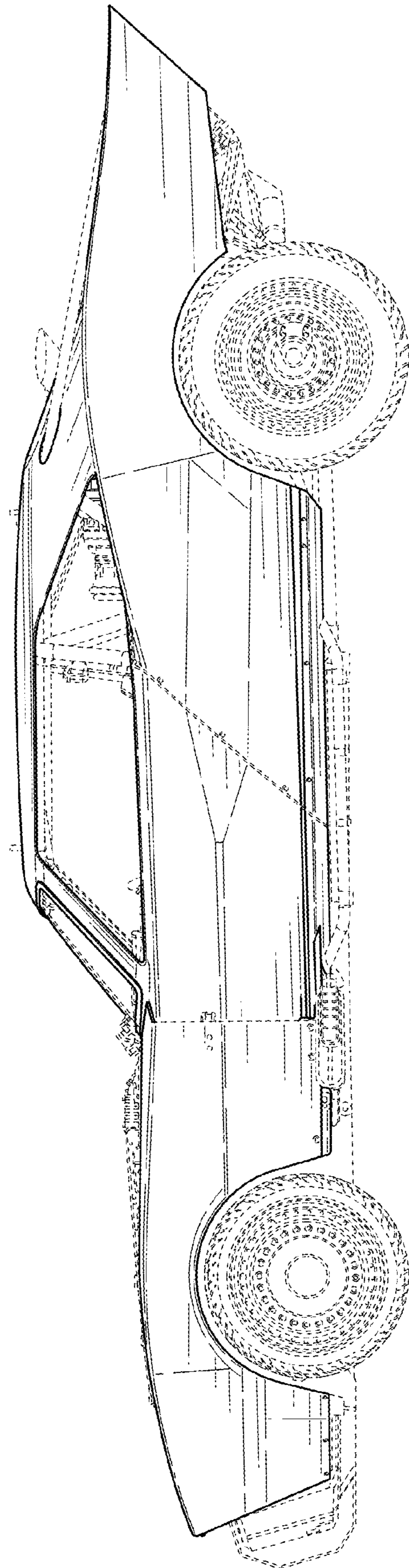


FIG. 5

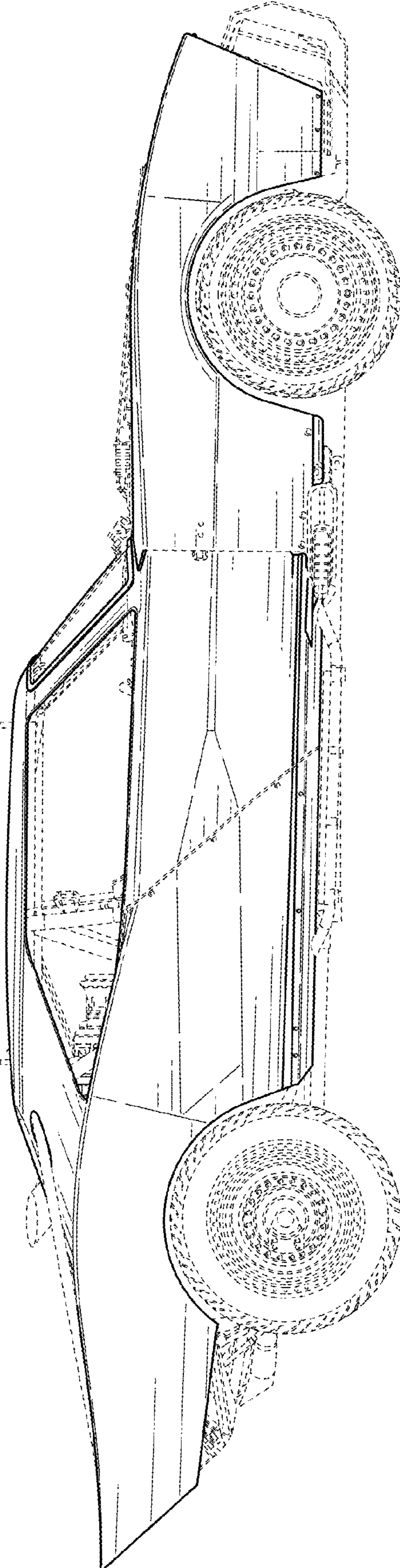


FIG. 6



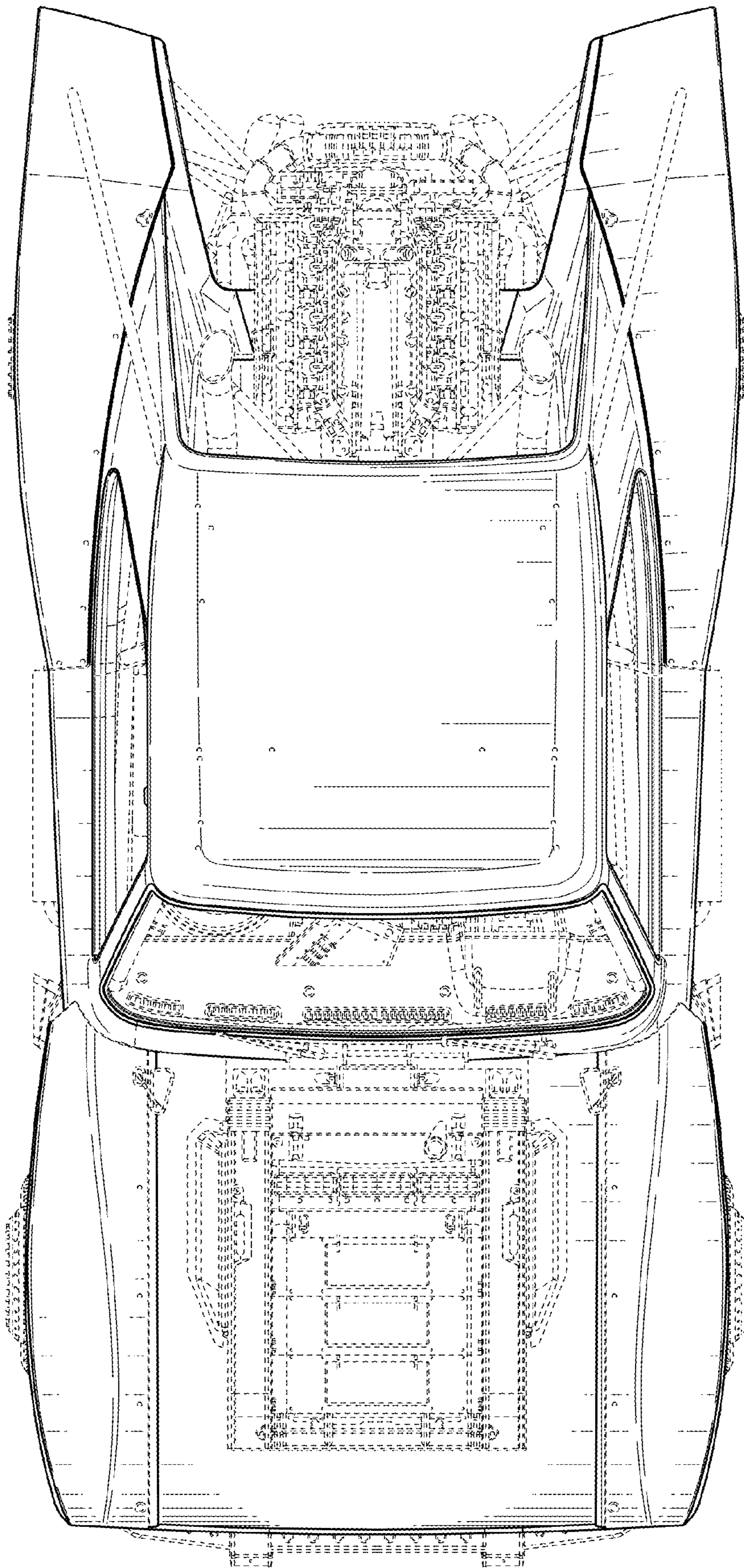


FIG. 7

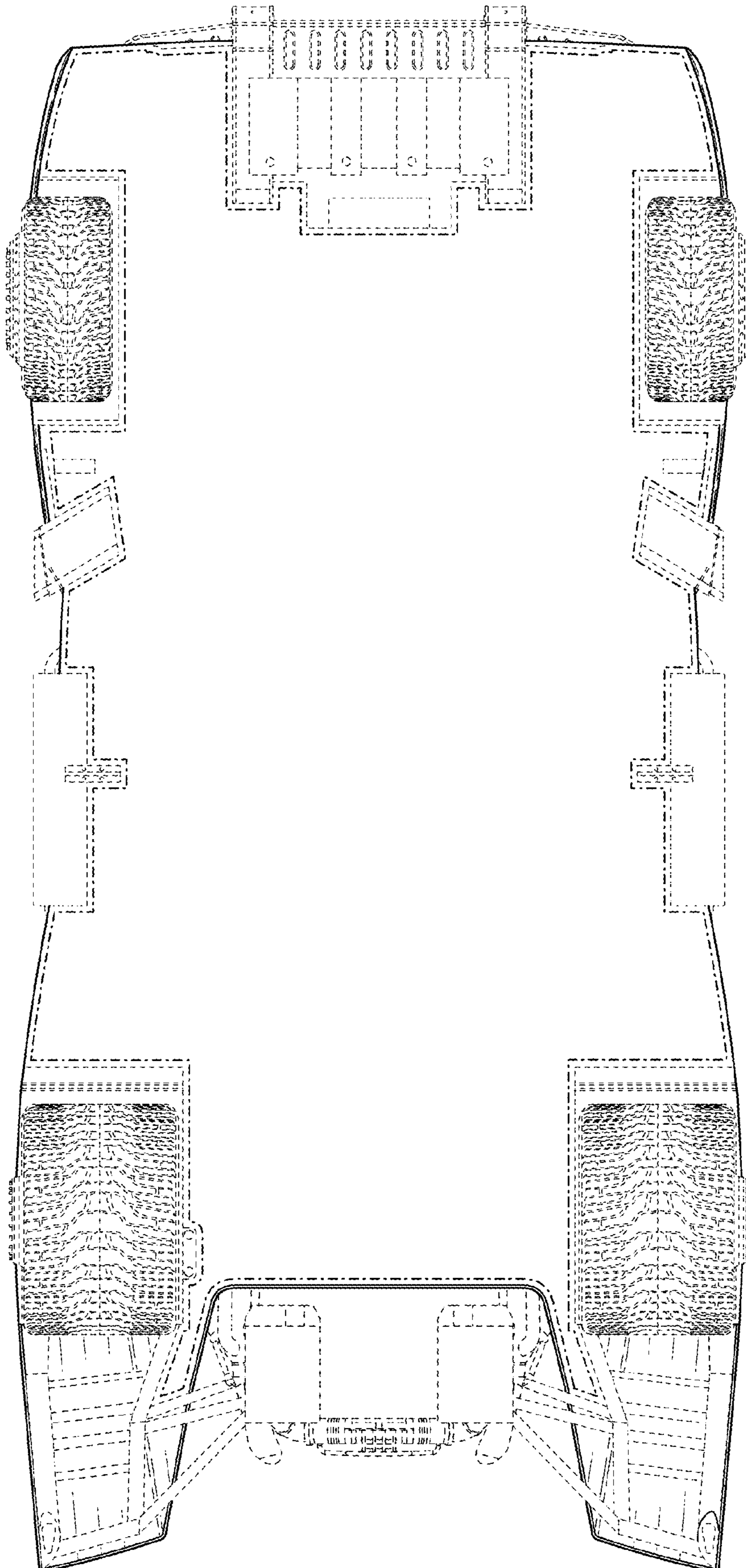


FIG. 8