



US00D981886S

(12) **United States Design Patent**
Huang

(10) **Patent No.:** **US D981,886 S**

(45) **Date of Patent:** **** Mar. 28, 2023**

(54) **WATCH CASE**

(71) Applicant: **Xu Huang**, Yongzhou (CN)

(72) Inventor: **Xu Huang**, Yongzhou (CN)

(**) Term: **15 Years**

(21) Appl. No.: **29/817,343**

(22) Filed: **Nov. 30, 2021**

(51) **LOC (14) Cl.** **10-07**

(52) **U.S. Cl.**
USPC **D10/132**

(58) **Field of Classification Search**
USPC D10/122, 125, 132, 126, 30, 38, 128, 39;
D14/440, 250, 217, 447, 344, 439, 432,
D14/300; D11/3
CPC .. G04B 37/00; G04B 37/0008; G04B 37/005;
G04B 37/22; G04B 37/18; G04B 37/20;
G04B 37/116; A44C 5/007; A44C 5/147;
A45C 11/10; A45C 11/12
See application file for complete search history.

(56) **References Cited**

U.S. PATENT DOCUMENTS

D462,389 S *	9/2002	Provence	D10/128
D577,613 S *	9/2008	Rochat	D10/38
D595,596 S *	7/2009	El Kadiri	D10/38
D600,145 S *	9/2009	Schoepfer	D10/38
D709,389 S *	7/2014	Monachon	D10/39
D727,755 S *	4/2015	Laucella	D10/39
D793,876 S *	8/2017	Lasserre	D10/38
D860,822 S *	9/2019	Bove	A41D 19/0027 D10/39
D920,810 S	6/2021	Engelbrecht		
D931,117 S	9/2021	Vallone et al.		

D957,266 S *	7/2022	Zhou	D10/38
D960,019 S *	8/2022	Qin	D14/440
D960,020 S *	8/2022	Qin	D14/440

FOREIGN PATENT DOCUMENTS

CN 202130792013.8 * 11/2021

OTHER PUBLICATIONS

Amazon, Simpeak 5-pack Screen Protector Case Compatible with Samsung Galaxy Watch, posted Dec. 28, 2021, [online], [visited Sep. 19, 12022]. Internet, <URL: <https://www.amazon.co.uk/dp/B09PB3B3DQ/ref>> (Year: 2021).*

Amazon, Doeshine Diamond Screen Protector Case for Samsung Galaxy Watch, posted Jul. 21, 2022, [online], [visited Sep. 19, 2022]. Internet, <URL: <https://www.amazon.co.uk/Doeshine-Diamond-Protector-Samsung-Tempered/dp/B0B76J3RDF/ref>> (Year: 2022).*

* cited by examiner

Primary Examiner — Samantha Wood

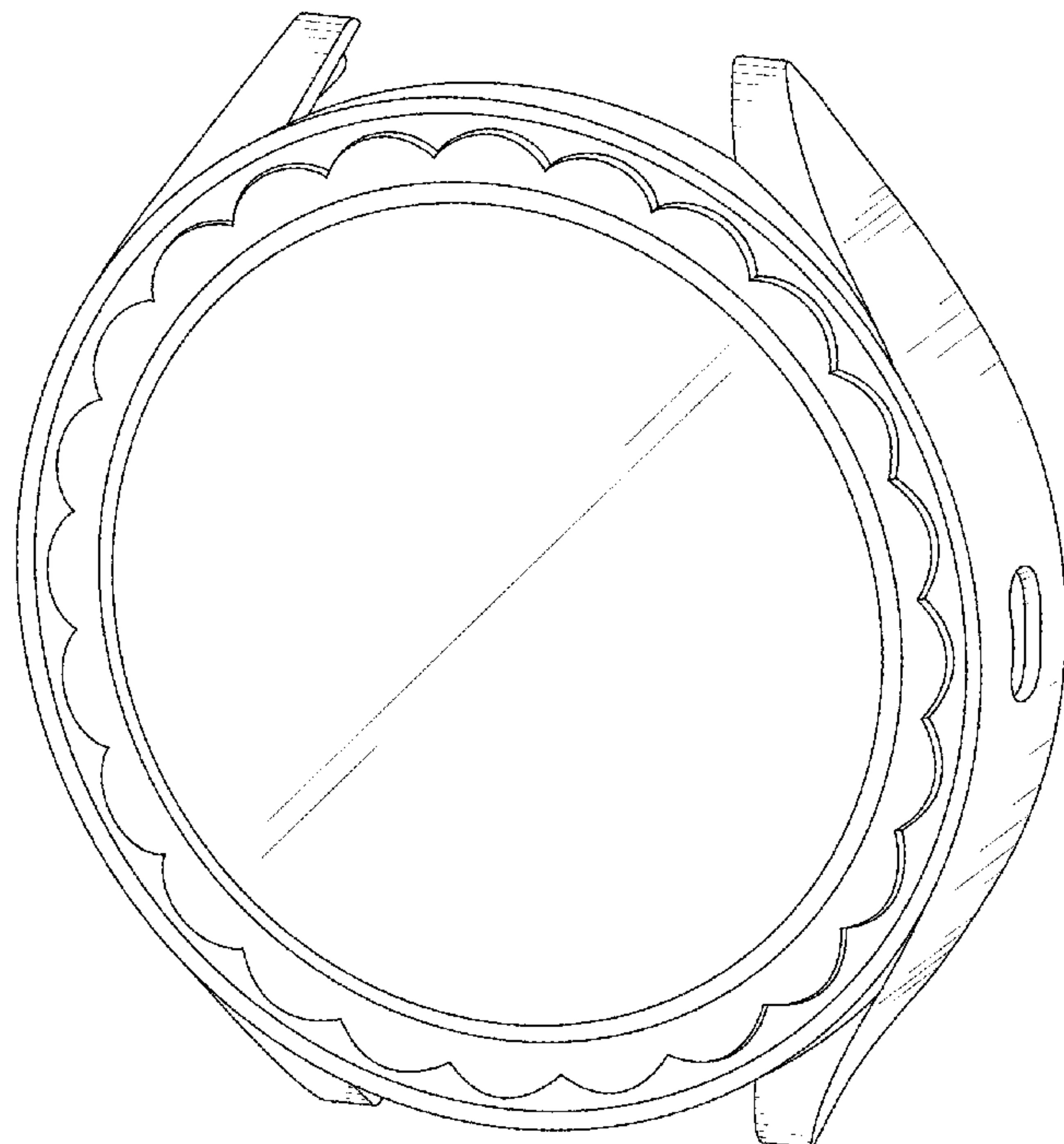
(57) **CLAIM**

The ornamental design for a watch case, as shown and described.

DESCRIPTION

FIG. 1 is a top, front and right perspective view of a watch case showing my new design;
FIG. 2 is a bottom, rear and left perspective view thereof;
FIG. 3 is a front view thereof;
FIG. 4 is a rear view thereof;
FIG. 5 is a left side view thereof;
FIG. 6 is a right side view thereof;
FIG. 7 is a top plan view thereof; and,
FIG. 8 is a bottom plan view thereof.

1 Claim, 8 Drawing Sheets



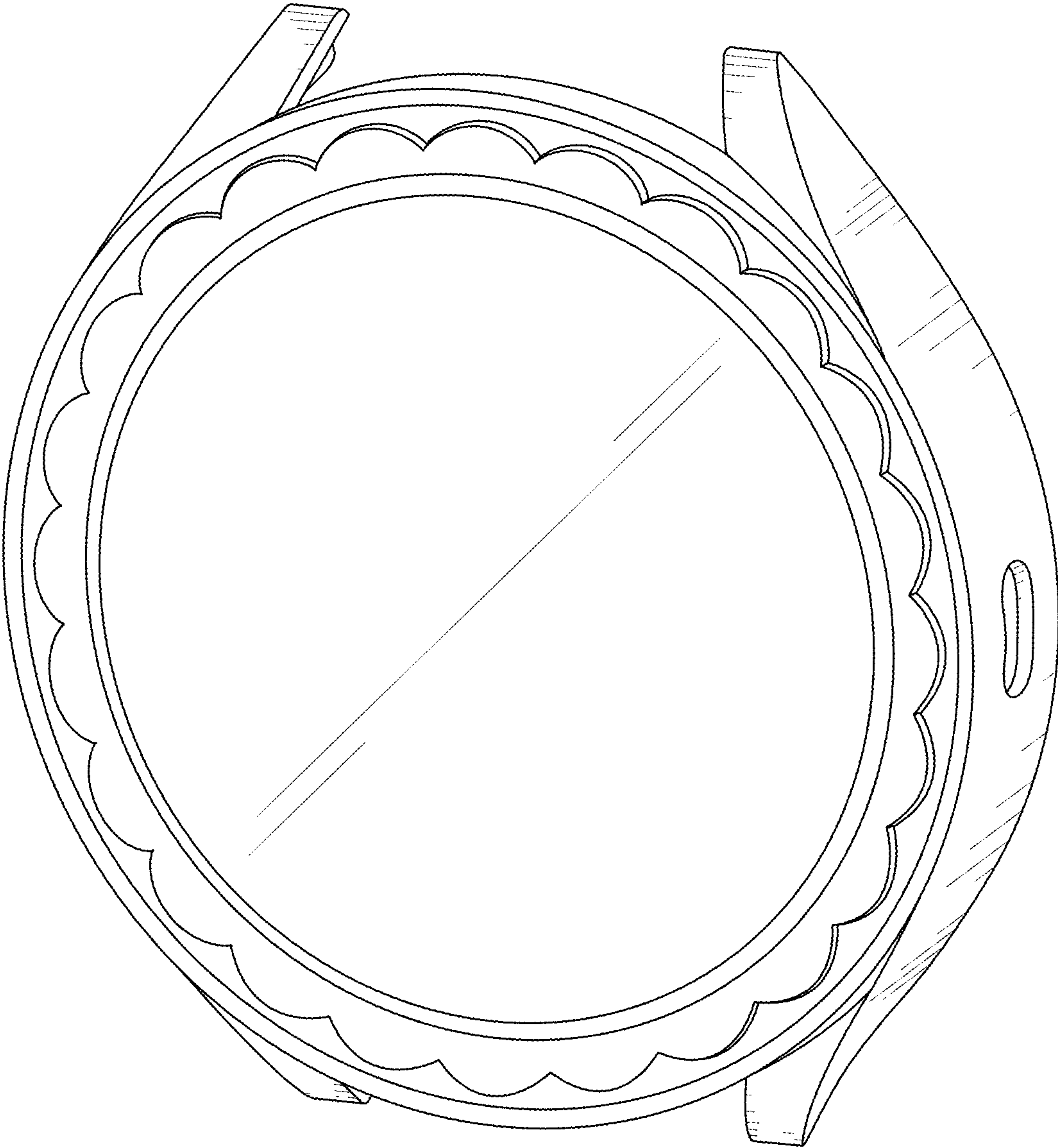


FIG. 1

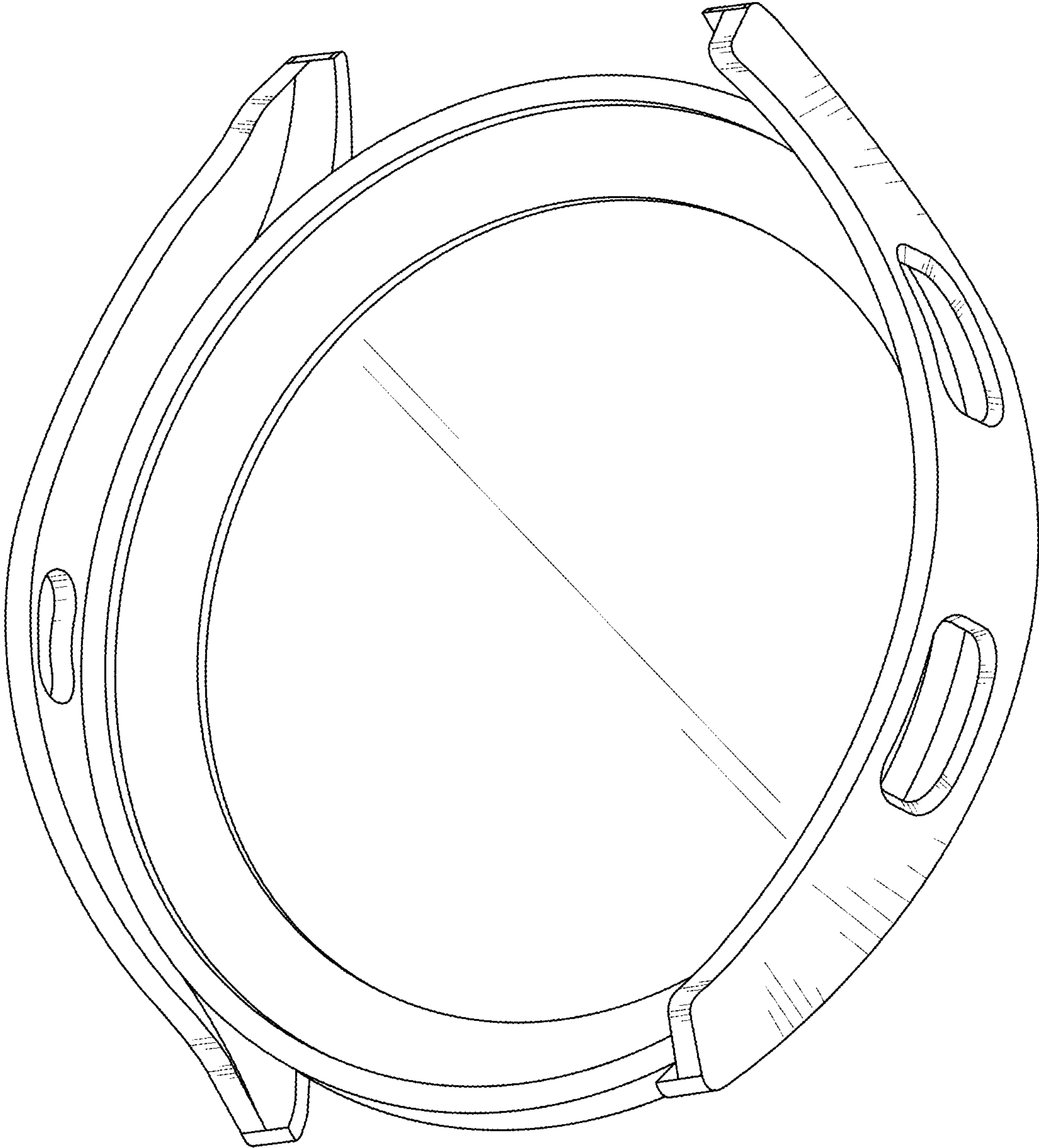


FIG. 2




FIG. 3




FIG. 4

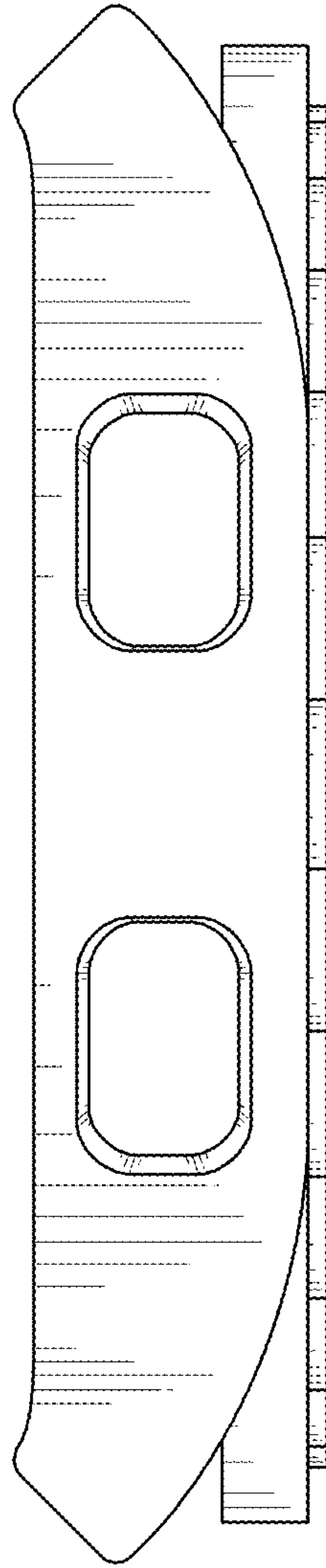


FIG. 5

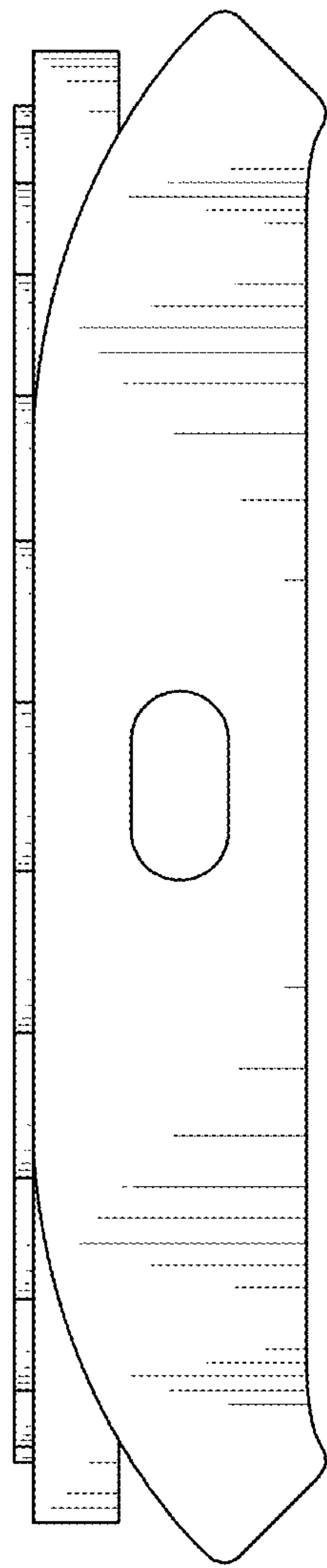


FIG. 6

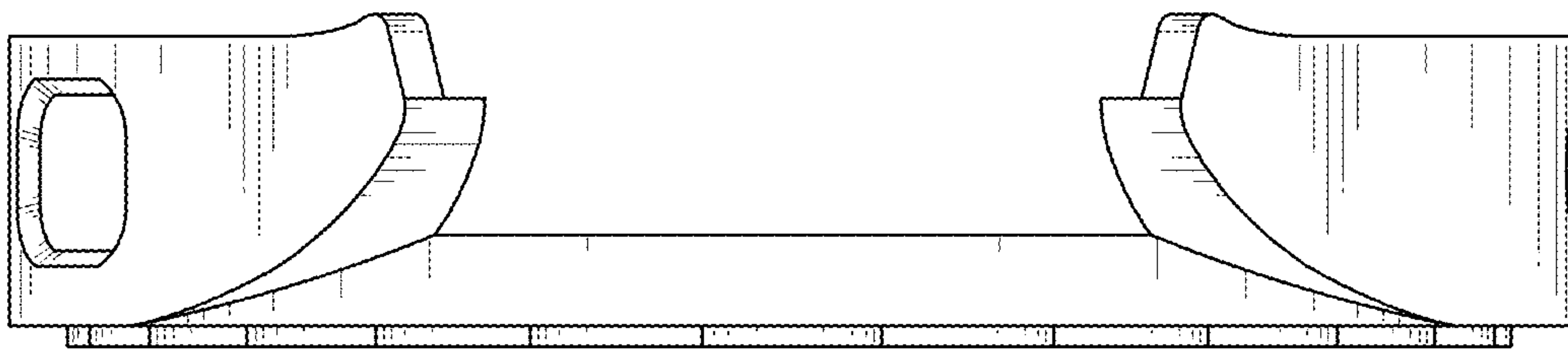


FIG. 7




FIG. 8