



US00D981876S

(12) **United States Design Patent**
Perret

(10) **Patent No.:** **US D981,876 S**
(45) **Date of Patent:** **** Mar. 28, 2023**

- (54) **WATCH**
 - (71) Applicant: **Audemars Piguet (Marketing) SA**, Le Brassus (CH)
 - (72) Inventor: **Sebastien Perret**, Rochefort (CH)
 - (73) Assignee: **Audemars Piguet (Marketing) SA**
 - (**) Term: **15 Years**
 - (21) Appl. No.: **29/750,141**
 - (22) Filed: **Sep. 11, 2020**
 - (51) **LOC (14) Cl.** **10-02**
 - (52) **U.S. Cl.**
USPC **D10/39**
 - (58) **Field of Classification Search**
USPC D10/30-39, 122-132
CPC G04B 19/00; G04B 19/02; G04B 19/025;
G04B 19/04; G04B 19/042; G04B 19/06;
G04B 19/065; G04B 19/08; G04B
19/085; G04B 19/087; G04B 37/00;
G04B 37/0058; G04B 37/14; G04B
37/1446; G04B 37/18; G04B 45/0046;
G04B 45/0069; G04B 45/0076; G04B
39/00; G04B 39/002; G04B 39/0004;
G04B 39/0006
- See application file for complete search history.

D860,008 S *	9/2019	Favre	D10/39
D876,967 S *	3/2020	Raffy	D10/39
D888,583 S *	6/2020	Charrier	D10/39
D938,847 S *	12/2021	Behling	D10/129

OTHER PUBLICATIONS

Introducing the Audemars Piguet Code 1159 | Hodinkee.com; posted Jul. 8, 2020 [online]. © 2009-2022 [retrieved Nov. 30, 2022] from Internet: <<https://www.hodinkee.com/articles/audemars-piguet-code-1159-selfwinding-and-selfwinding-chronograph-introducing>> (Year: 2020).*

Up Close Audemars Piguet Code 1159 Selfwinding Flying Tourbillon | watchesbysjx.com; posted May 17, 2021 [online]. SJX © 2011-2022 [retrieved Nov. 30, 2022] from Internet: <<https://watchesbysjx.com/2021/05/audemars-piguet-code-1159-tourbillon-chronograph-review.html>> (Year: 2021).*

* cited by examiner

Primary Examiner — Katherine Glennon
(74) *Attorney, Agent, or Firm* — Galbreath Law Offices, P.C.; John A. Galbreath

(57) **CLAIM**

The ornamental design for a watch, as shown and described.

DESCRIPTION

The patent or application file contains at least one drawing executed in color. Copies of this patent or patent application publication with color drawing(s) will be provided by the Office upon request and payment of the necessary fee.

FIG. 1 is a top plan view of a watch showing my new design; FIG. 2 is a bottom plan view thereof; FIG. 3 is a right side elevational view thereof; FIG. 4 is a left side elevational view thereof; FIG. 5 is a rear elevational view thereof; FIG. 6 is a front elevational view thereof; and, FIG. 7 is a top right perspective view thereof.

1 Claim, 7 Drawing Sheets
(7 of 7 Drawing Sheet(s) Filed in Color)

(56) **References Cited**

U.S. PATENT DOCUMENTS

D642,084 S *	7/2011	Garcia	D10/129
D727,753 S *	4/2015	Laucella	D10/39
D729,074 S *	5/2015	Boulangéot	D10/30
D761,679 S *	7/2016	Berhanu	D10/126
D815,961 S *	4/2018	Emmenegger	D10/30
D817,189 S *	5/2018	Emmenegger	D10/30
D817,786 S *	5/2018	Emmenegger	D10/39
D843,233 S *	3/2019	Torre	D10/39
D847,665 S *	5/2019	Behling	D10/129
D858,316 S *	9/2019	Behling	D10/39





Fig. 1



Fig. 2




Fig. 3




Fig. 4




Fig. 5




Fig. 6



Fig. 7