



US00D981835S

(12) **United States Design Patent**
Carroll et al.

(10) **Patent No.:** **US D981,835 S**
(45) **Date of Patent:** **** Mar. 28, 2023**

(54) **BRACKETED STRUCTURAL GUTTER**

(71) Applicant: **Datum Holdings, LLC**, West Palm Beach, FL (US)

(72) Inventors: **Matthew R. Carroll**, Jupiter, FL (US);
Chad N. Zimmerman, Vero Beach, FL (US)

(73) Assignee: **Datum Holdings, LLC**, West Palm Beach, FL (US)

(**) Term: **15 Years**

(21) Appl. No.: **29/672,965**

(22) Filed: **Dec. 11, 2018**

(51) **LOC (14) Cl.** **08-08**

(52) **U.S. Cl.**
USPC **D8/394**

(58) **Field of Classification Search**
USPC D8/356, 371, 394-396, 380-381,
D8/354-355

CPC . E04B 9/067; E04B 9/068; E04B 9/12; E04B
9/18; E04B 9/30; E04B 2009/062; E04C
2003/0413; E04C 2003/0439; E04C
2003/046; E04D 13/072

See application file for complete search history.

(56) **References Cited**

U.S. PATENT DOCUMENTS

D255,983 S *	7/1980	Armstrong	D8/382
D265,285 S *	7/1982	Englert, Jr.	D8/354
D302,655 S *	8/1989	Sachs	D25/68
D329,197 S *	9/1992	Tibbs	D8/380
D344,885 S *	3/1994	Loew	D8/373
D357,400 S *	4/1995	Sachs	D8/354
D359,224 S *	6/1995	Airey	D8/349
D366,207 S *	1/1996	Thompson	D20/43
D410,192 S *	5/1999	Giese	D8/354
D438,778 S *	3/2001	Ribe	D8/354
D474,679 S *	5/2003	Malin	D8/394

D486,728 S *	2/2004	Malin	D8/396
D494,047 S *	8/2004	Klein	D8/371
D494,050 S *	8/2004	Klein	D6/513
6,959,512 B2 *	11/2005	Cobb	E04D 13/0481 219/213
D529,630 S *	10/2006	Zarb	D25/119
D531,017 S *	10/2006	Debevec	D8/394
D532,291 S *	11/2006	Geers	D8/394
D556,014 S *	11/2007	Wurdack	D8/349
D561,570 S *	2/2008	Kubota	D8/381
D612,919 S *	3/2010	DeHart, Sr.	D23/267
D645,149 S *	9/2011	Roggenkamp	D8/366

(Continued)

FOREIGN PATENT DOCUMENTS

GB	6046747	*	10/2018
JP	D1307408	*	8/2007

OTHER PUBLICATIONS

K style Gutter Hanger, website 2021, site visited Dec. 7, 2021,
<https://www.guttersupply.com/gutter-hangers/k-style>.*

(Continued)

Primary Examiner — John R Yeh

(74) *Attorney, Agent, or Firm* — McHale & Slavin, P.A.

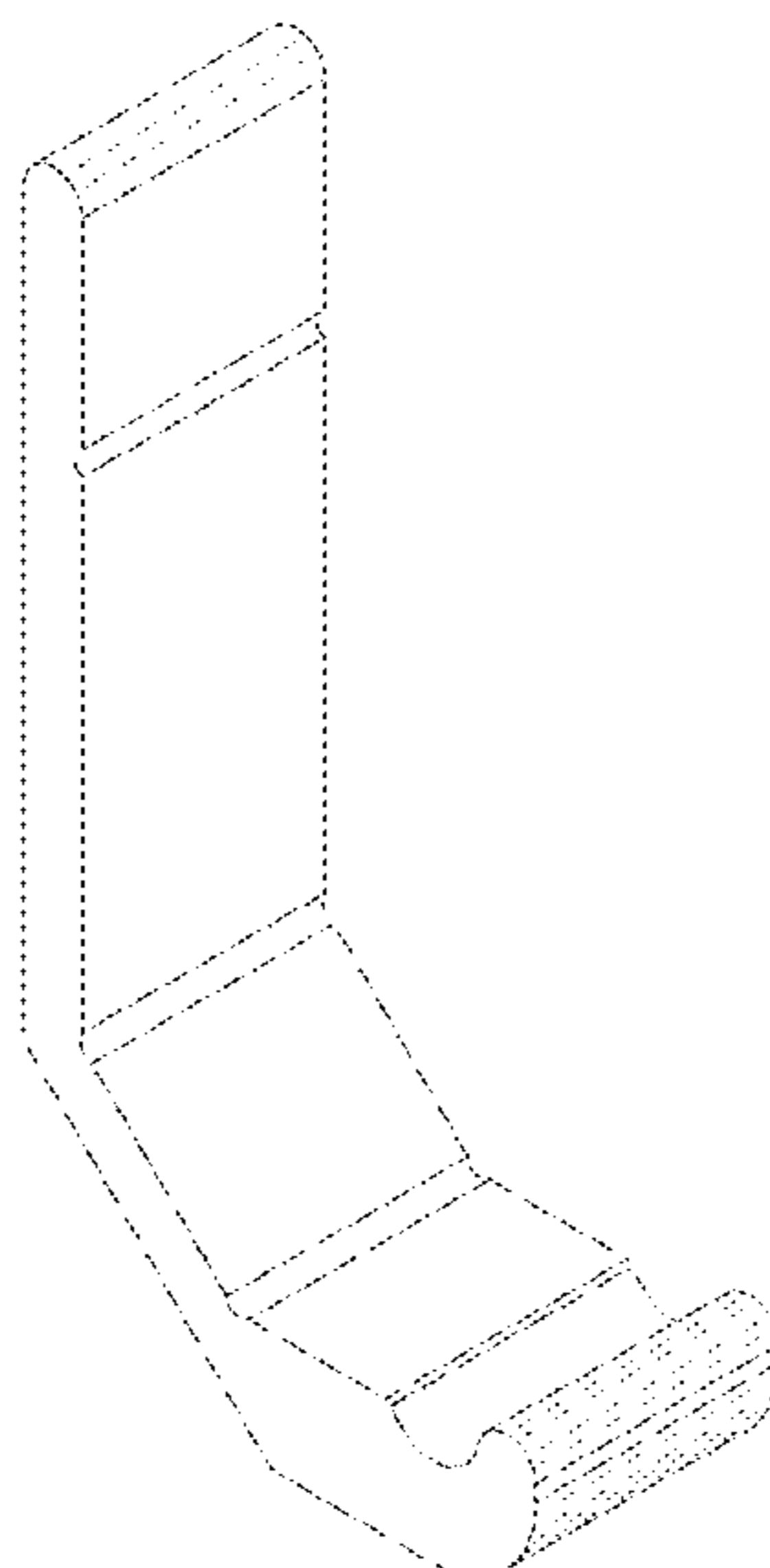
(57) **CLAIM**

The ornamental design for a bracketed structural gutter, as shown and described.

DESCRIPTION

FIG. 1 is a perspective view for a bracketed structural gutter showing our new design;
FIG. 2 is a left side view thereof;
FIG. 3 is a right side view thereof;
FIG. 4 is a front view thereof;
FIG. 5 is a back view thereof;
FIG. 6 is a bottom view thereof; and,
FIG. 7 is a top view thereof.

1 Claim, 7 Drawing Sheets



(56)

References Cited

U.S. PATENT DOCUMENTS

D742,546	S	*	11/2015	Singh	D25/119
D768,877	S	*	10/2016	Mumford, Sr.	D25/119
D790,332	S	*	6/2017	Dresser, III	D8/394
D793,540	S	*	8/2017	Adams	D23/267
D803,995	S	*	11/2017	Adams	D23/267
D808,576	S	*	1/2018	Clarke	D26/138
D813,021	S	*	3/2018	Hanley	F16B 2/065
						D8/380
D855,447	S	*	8/2019	Smith	D8/394
D859,611	S	*	9/2019	Gori	D23/267
D877,601	S	*	3/2020	White	D8/380
D890,602	S	*	7/2020	Gori	D8/394
D892,106	S	*	8/2020	Ji	D8/382
D895,155	S	*	9/2020	Johnson	D25/119
D898,168	S	*	10/2020	Wagaman	D23/267
D907,024	S	*	1/2021	Ji	D8/382
D919,421	S	*	5/2021	Park	D8/394
2013/0233500	A1	*	9/2013	Chen	E06B 9/327
						160/370
2014/0311072	A1	*	10/2014	Anderson	E04F 13/0864
						52/309.4
2016/0168869	A1	*	6/2016	Curtis	E04F 19/024
						52/716.2
2016/0289972	A1	*	10/2016	Johnson	E04D 13/076
2017/0350129	A1	*	12/2017	Iannelli	E04D 13/076

OTHER PUBLICATIONS

Half round gallery, four seasons gutter system website 2022, site visited Dec. 5, 2022, <https://www.fourseasonsgutter.com/half-round-gallery.html>.*

* cited by examiner




Fig. 1




Fig. 2




Fig. 3




Fig. 4




Fig. 5




Fig. 6




Fig. 7