



US00D981820S

(12) **United States Design Patent**
Czuhajewski

(10) **Patent No.:** **US D981,820 S**

(45) **Date of Patent:** **** Mar. 28, 2023**

(54) **CABINET HANDLE**

D879,586 S * 3/2020 Koskela D8/317
D962,744 S * 9/2022 Habbouch D8/316
D962,745 S * 9/2022 Habbouch D8/316

(71) Applicant: **Belwith Products, LLC**, Grandville,
MI (US)

(72) Inventor: **Kendra Elizabeth Czuhajewski**,
Middleville, MI (US)

(73) Assignee: **Belwith Products, LLC**

(**) Term: **15 Years**

(21) Appl. No.: **29/769,249**

(22) Filed: **Feb. 4, 2021**

(51) **LOC (14) Cl.** **08-06**

(52) **U.S. Cl.**
USPC **D8/317; D8/316**

(58) **Field of Classification Search**
USPC D8/315–316, 319–322
CPC A47B 95/02; Y10T 16/458; Y10T 16/462
See application file for complete search history.

(56) **References Cited**

U.S. PATENT DOCUMENTS

D98,442 S * 2/1936 Martin D8/316
D100,034 S * 6/1936 McCormic D8/DIG. 1
D169,508 S * 5/1953 Kuhn D8/316
D169,533 S * 5/1953 Deadrick D8/DIG. 1
D200,195 S * 2/1965 Clayton D8/316
D347,376 S * 5/1994 Mattson D8/317
D368,642 S * 4/1996 Chieda D8/317
D563,198 S * 3/2008 Ricereto D8/316
D643,277 S * 8/2011 Roe D8/317
D648,614 S * 11/2011 Koskela D8/316
D649,857 S * 12/2011 Mattson D8/315
D718,606 S * 12/2014 Ramsland D8/315
D763,657 S * 8/2016 Zimmer D8/317

OTHER PUBLICATIONS

“Amerock—Cabinet Pull”, Dec. 13, 2008, Amazon.com, site visited Nov. 29, 2022: <https://www.amazon.com/dp/B002C3K36E> (Year: 2008).*

“Hickory Hardware Veranda Collection”, May 8, 2020, YouTube.com, site visited Nov. 29, 2022: <https://www.youtube.com/watch?v=WKuUqelDhOE> (Year: 2020).*

“Hickory Hardware H077863BGB-10B Veranda Collection Pull”, Sep. 2, 2020, Amazon.com, site visited Nov. 29, 2022: <https://www.amazon.com/Hickory-Hardware-H077863BGB-10B-Veranda-Collection/dp/B08HB1FJ56> (Year: 2020).*

* cited by examiner

Primary Examiner — Jack Reickel

Assistant Examiner — Michael A Kervin

(74) *Attorney, Agent, or Firm* — Vangelis Economou;
Economou IP Law

(57) **CLAIM**

The ornamental design for a cabinet handle, as shown and described.

DESCRIPTION

FIG. 1 is a perspective view of the cabinet handle showing my new design;

FIG. 2 is a reduced front elevational view thereof;

FIG. 3 is a back elevational view thereof;

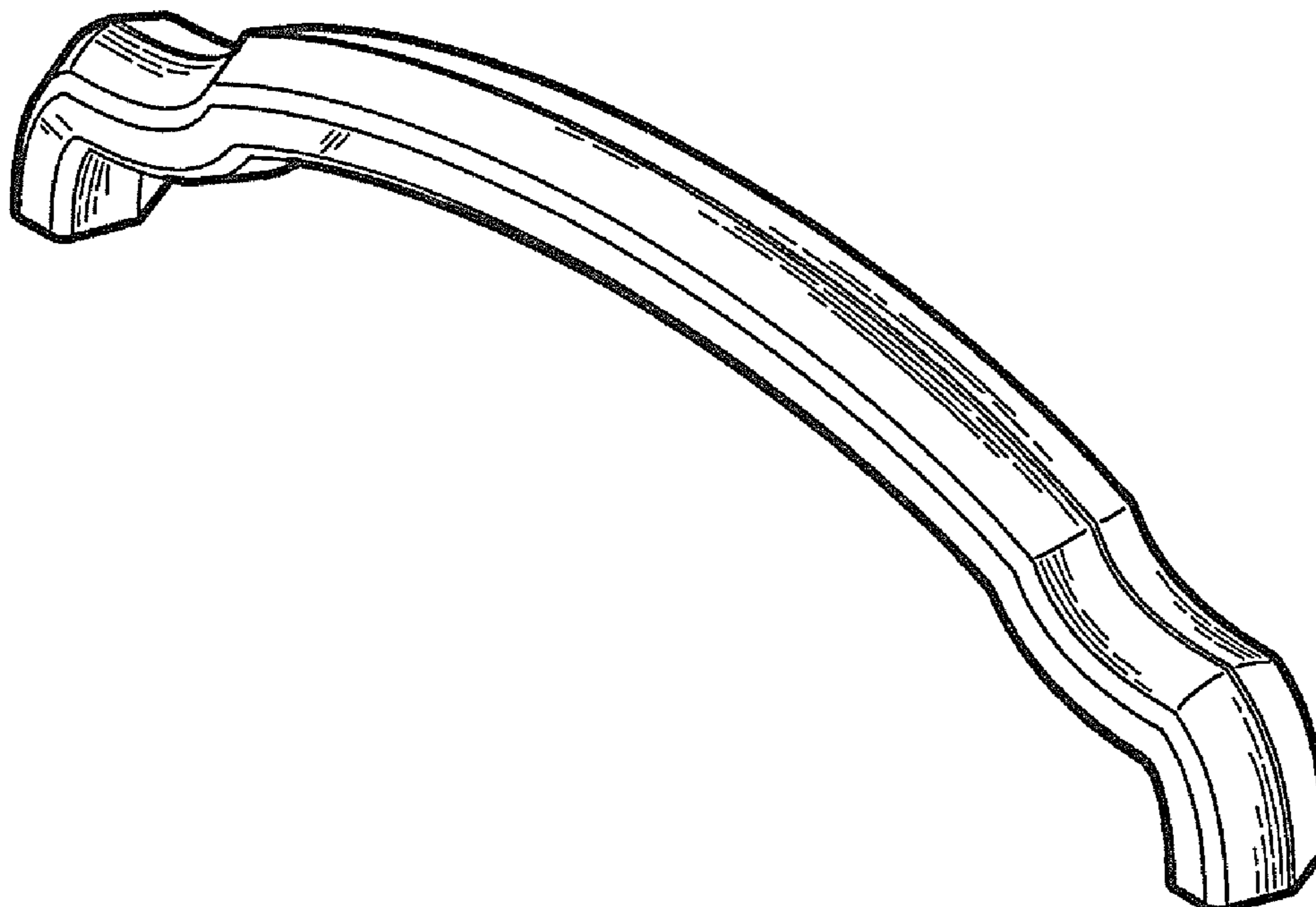
FIG. 4 is a right side view thereof;

FIG. 5 is a left side view thereof;

FIG. 6 is a top view thereof; and,

FIG. 7 is a bottom view thereof.

1 Claim, 2 Drawing Sheets



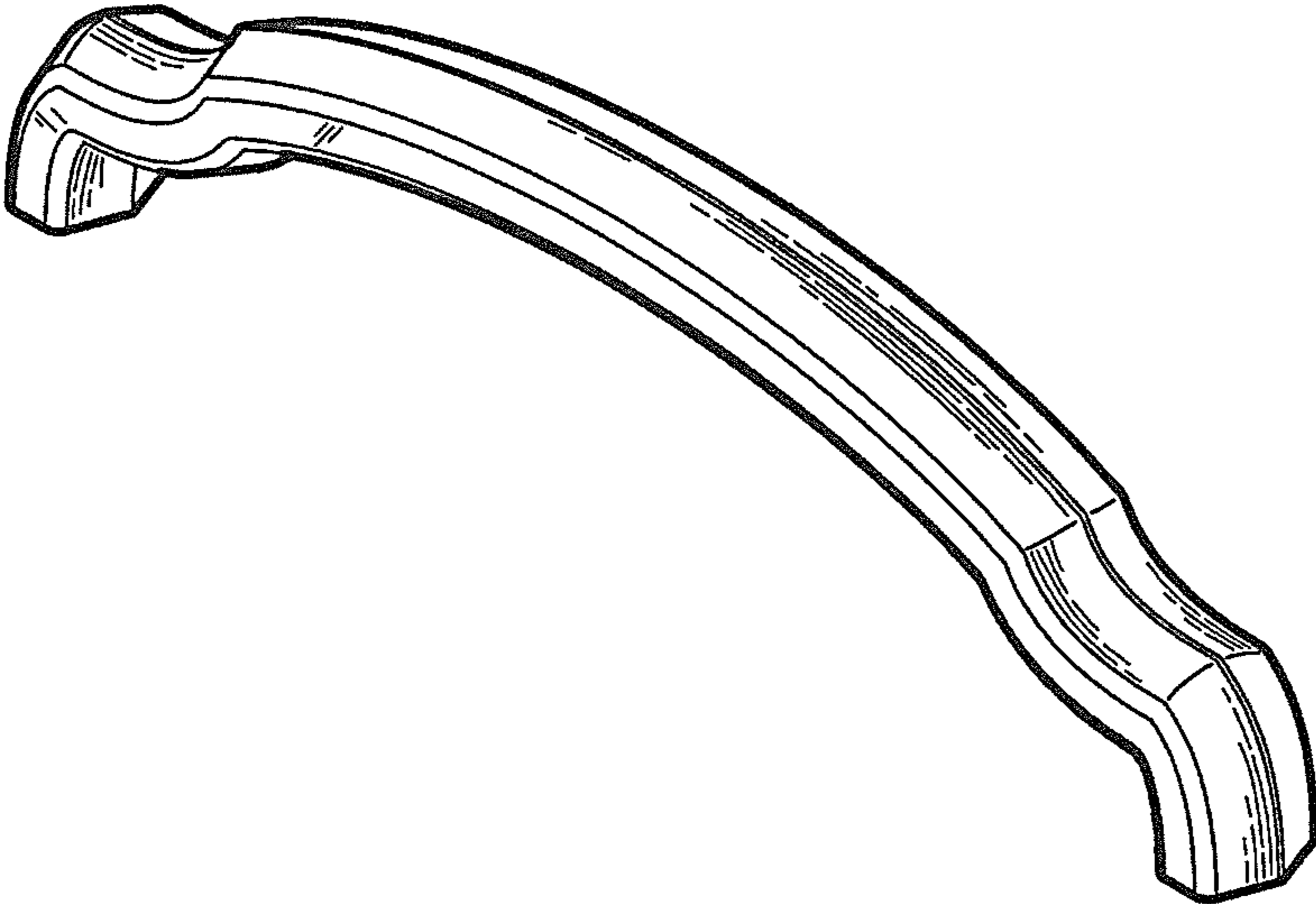


FIG. 1



FIG. 2



FIG. 3

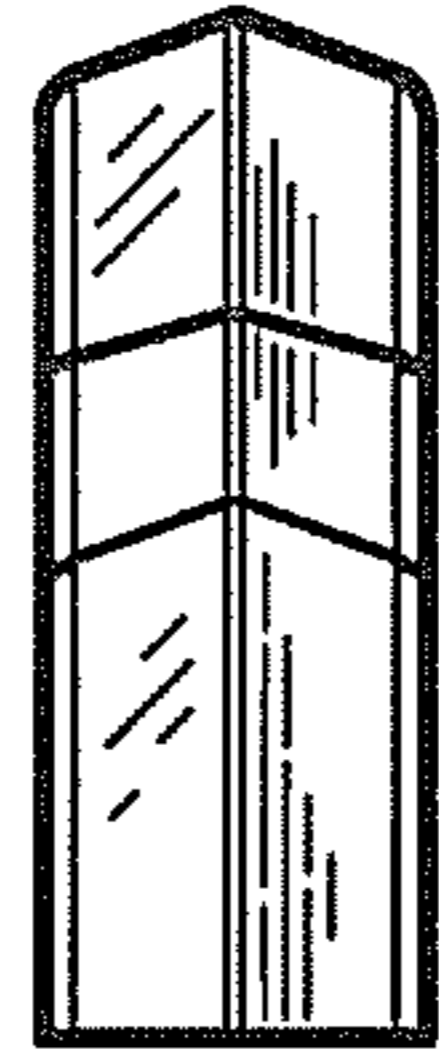


FIG. 4




FIG. 5




FIG. 6




FIG. 7