



US00D981816S

(12) **United States Design Patent**
Marfione et al.

(10) **Patent No.:** **US D981,816 S**
(45) **Date of Patent:** **** Mar. 28, 2023**

(54) **POCKET KNIFE**
(71) Applicants: **Anthony Louis Marfione**, Mills River, NC (US); **Kyle Chumchal**, Fletcher, NC (US); **Andrew Scott Mandeville**, Candler, NC (US)

(72) Inventors: **Anthony Louis Marfione**, Mills River, NC (US); **Kyle Chumchal**, Fletcher, NC (US); **Andrew Scott Mandeville**, Candler, NC (US)

(73) Assignee: **Microtech Knives, Inc.**, Mills River, NC (US)

(**) Term: **15 Years**

(21) Appl. No.: **29/796,428**

(22) Filed: **Jun. 24, 2021**

(51) **LOC (14) Cl.** **08-03**

(52) **U.S. Cl.**
USPC **D8/99**

(58) **Field of Classification Search**
USPC D8/98, 99, 100; D22/118
CPC B26B 5/001; B26B 5/003; B26B 11/00;
B26B 1/08; B26B 1/02; B26B 1/10;
B26B 1/04; B26B 1/042; B26B 1/048;
B26B 3/08; B26B 29/06
See application file for complete search history.

(56) **References Cited**

U.S. PATENT DOCUMENTS

D265,719 S	8/1982	Dowdy	
D276,887 S	12/1984	Sakurai	
D347,375 S	5/1994	Sakai	
D385,173 S	10/1997	McWillis	
D387,966 S	12/1997	Horn	
D389,389 S	1/1998	Glesser	
5,819,414 A *	10/1998	Marifone B26B 1/046 30/160

D407,002 S	3/1999	Morton	
D407,004 S	3/1999	Hull	
D435,421 S	12/2000	Strider	
D438,443 S	3/2001	Keating	
D464,246 S *	10/2002	Sloan B26B 1/04 D8/99
D473,917 S *	4/2003	Carter, III D22/118
D474,669 S	5/2003	Onion	
D488,045 S	4/2004	Onion	
D496,575 S *	9/2004	Carter, III D8/99
D505,057 S	5/2005	Ralph	
D510,249 S	10/2005	Ray	
D567,055 S	4/2008	Renzi	
D578,857 S	10/2008	Yang-Fu	

(Continued)

Primary Examiner — Philip S Hyder

(74) *Attorney, Agent, or Firm* — Steve LeBlanc, LLC

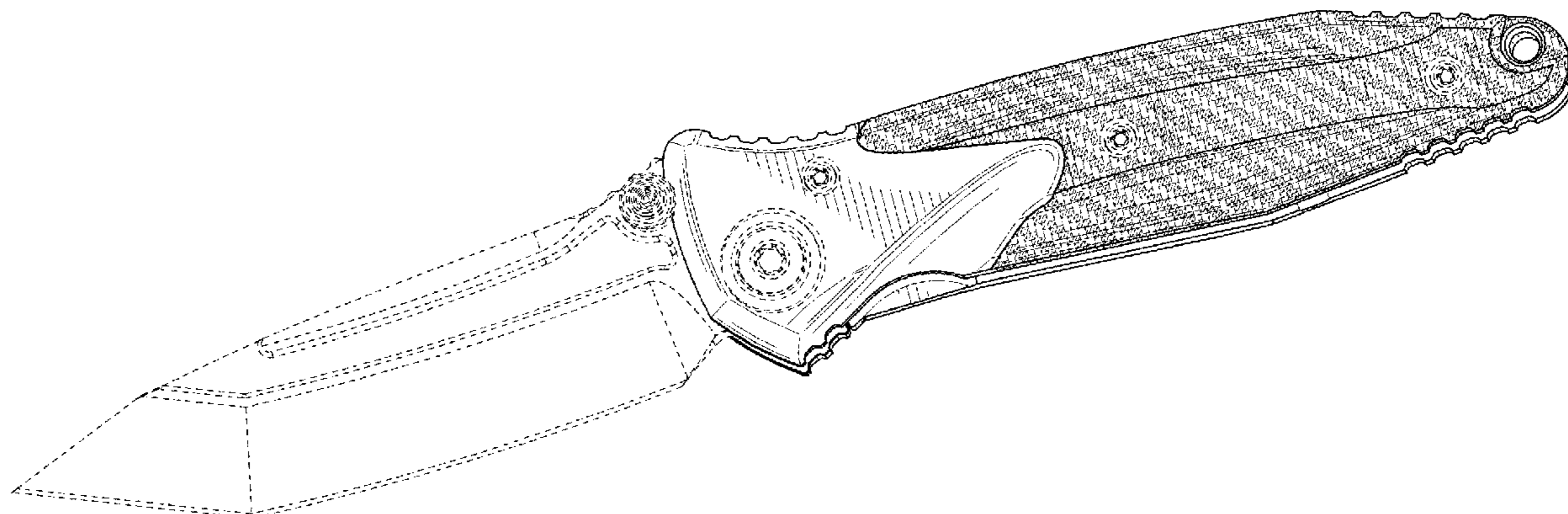
(57) **CLAIM**

The ornamental design for a pocket knife, as shown and described.

DESCRIPTION

FIG. 1 is a perspective view of a pocket knife embodying the new design;
FIG. 2 is a right side elevation view of the pocket knife with the blade in the deployed position;
FIG. 3 is a left side elevation view of the pocket knife with the blade in the deployed position;
FIG. 4 is a front side elevation view of the pocket knife with the blade in the deployed position;
FIG. 5 is a rear side elevation view of the pocket knife with the blade in the deployed position;
FIG. 6 is a top side elevation view of the pocket knife with the blade in the deployed position; and,
FIG. 7 is a bottom side elevation view of the pocket knife with the blade in the deployed position.
The broken lines depict portions of the pocket knife in which the design is embodied that are not considered part of the claimed design.

1 Claim, 5 Drawing Sheets



US D981,816 S

Page 2

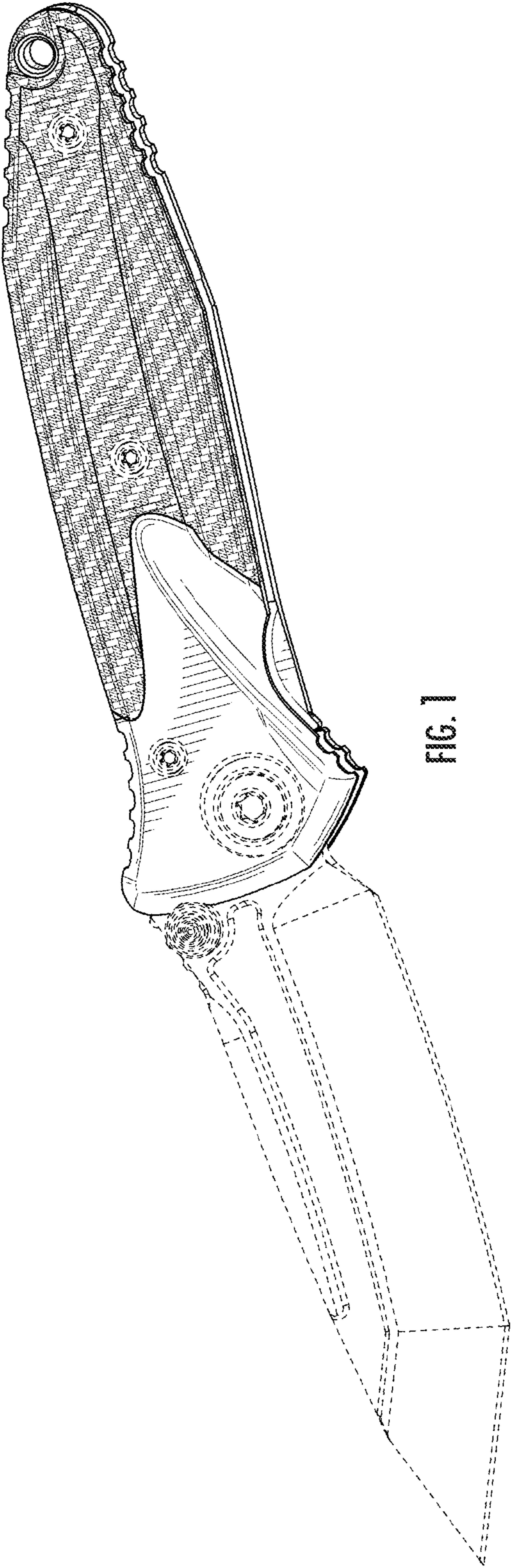
(56)

References Cited

U.S. PATENT DOCUMENTS

D586,198 S *	2/2009	MacNair	D8/99	D784,485 S *	4/2017	Nawaz	B26B 1/046 D22/118
D613,574 S *	4/2010	Pohl	B26B 1/042 D8/99	D808,494 S	1/2018	Marfione et al.	
D614,933 S	5/2010	Freeman		D811,191 S	2/2018	Berenji et al.	
D636,051 S	4/2011	Freeman		D814,902 S	4/2018	Berenji et al.	
D677,551 S	3/2013	Pelton		D856,109 S	8/2019	Marfione	
D697,780 S	1/2014	Pelton		D856,775 S	8/2019	Marfione	
D706,107 S	6/2014	Pelton		D870,532 S	12/2019	Marfione	
D737,110 S	8/2015	Schuff		D871,187 S	12/2019	Marfione	
D743,769 S	11/2015	Glesser		D871,887 S	1/2020	Marfione	
D753,459 S	4/2016	Glesser		D889,238 S	7/2020	Marfione	
D765,217 S	8/2016	Tom		D895,392 S	9/2020	Marfione	
D768,456 S	10/2016	Cheng		D898,541 S	10/2020	Chumchal	
D768,458 S	10/2016	Mingyi		D920,073 S *	5/2021	Alexander	B26B 1/04 D8/99
D769,694 S	10/2016	Mingyi		2005/0044717 A1 *	3/2005	Nishihara	B26B 1/04 30/161
9,527,218 B2 *	12/2016	Valdez	B26B 1/044	2009/0144986 A1 *	6/2009	Frazer	B26B 1/042 30/155

* cited by examiner



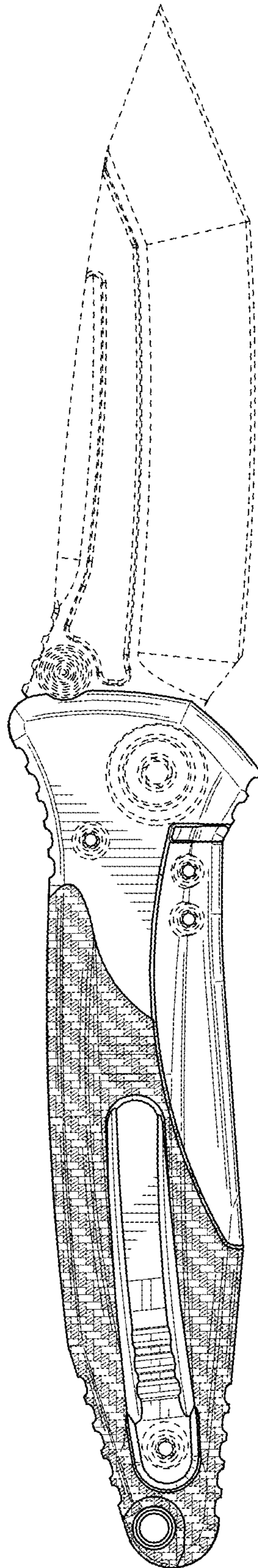


FIG. 2

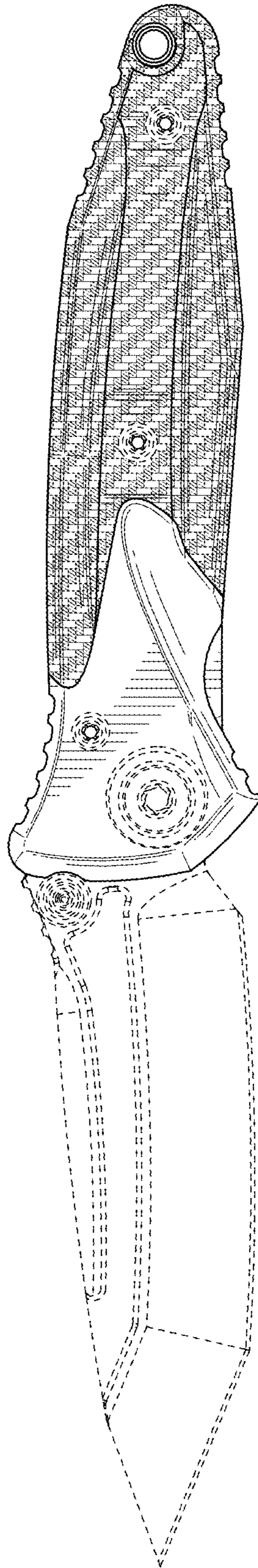


FIG. 3

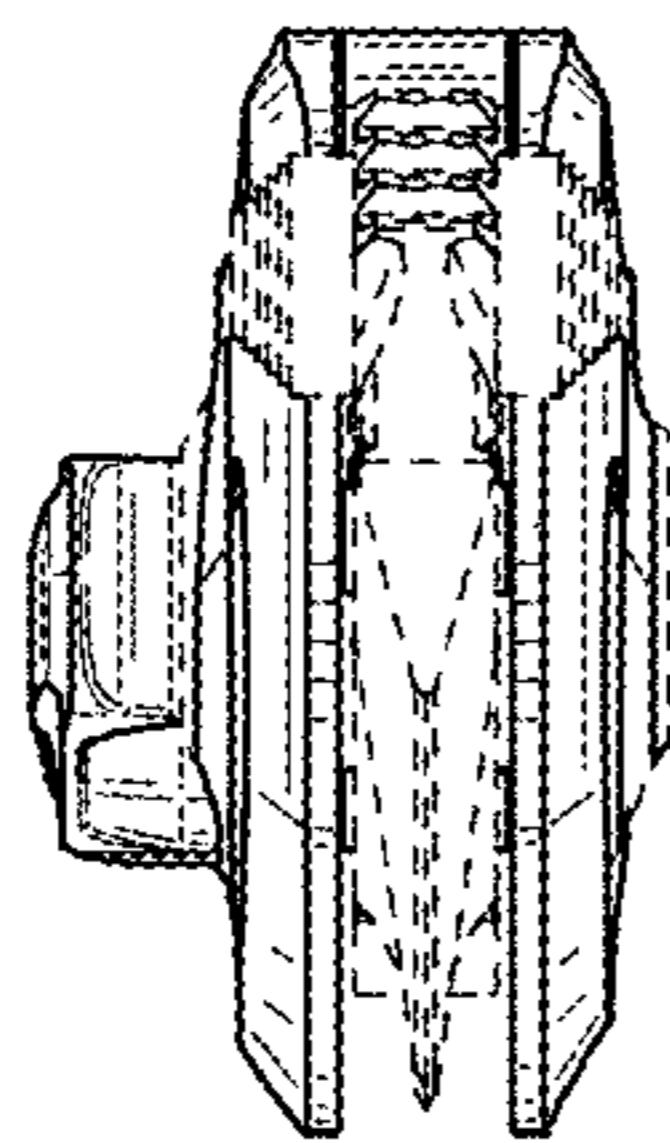


FIG. 4

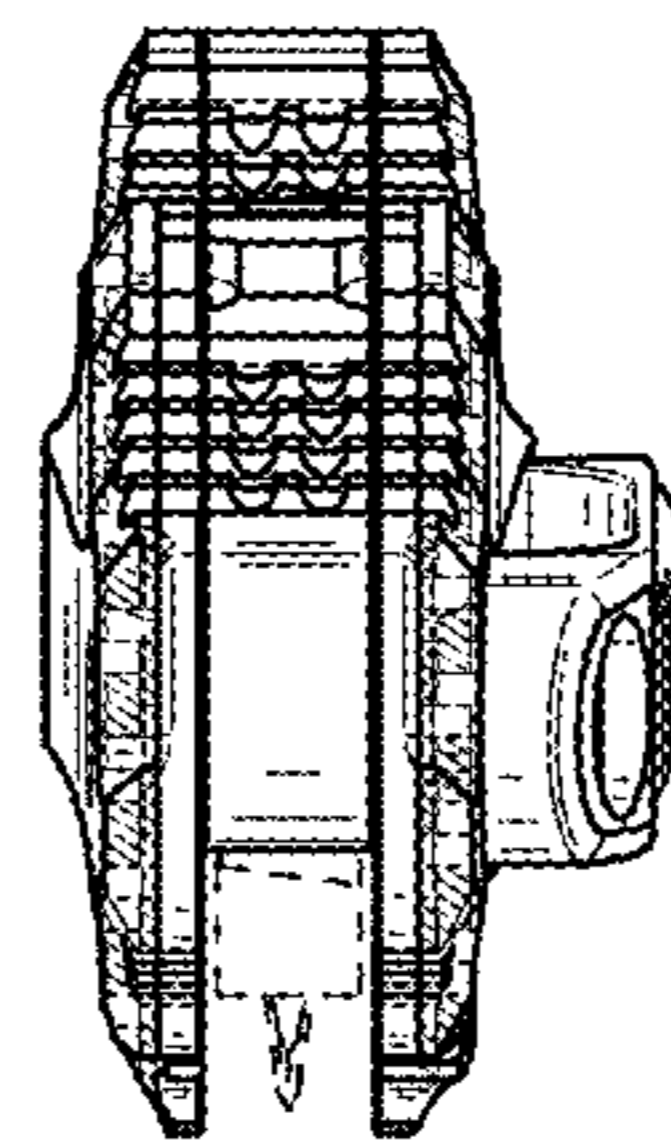


FIG. 5

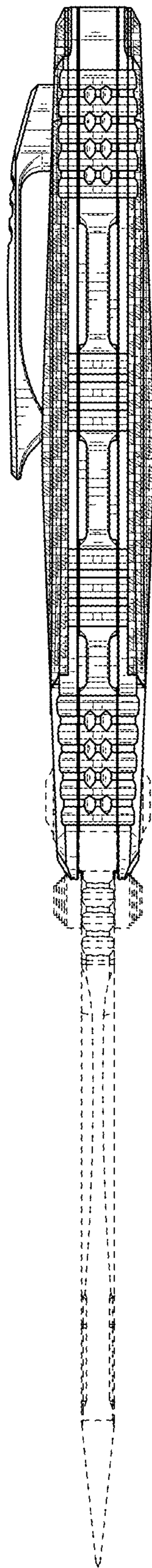


FIG. 6

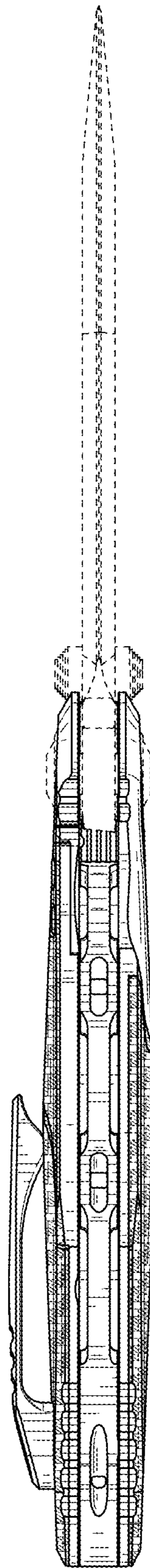


FIG. 7