



US00D981815S

(12) **United States Design Patent**
Chumchal

(10) **Patent No.:** **US D981,815 S**
(45) **Date of Patent:** **** Mar. 28, 2023**

- (54) **POCKET KNIFE**
- (71) Applicant: **Kyle Chumchal**, Fletcher, NC (US)
- (72) Inventor: **Kyle Chumchal**, Fletcher, NC (US)
- (73) Assignee: **Microtech Knives, Inc.**, Mills River, NC (US)
- (**) Term: **15 Years**
- (21) Appl. No.: **29/795,518**
- (22) Filed: **Jun. 18, 2021**
- (51) **LOC (14) Cl.** **08-03**
- (52) **U.S. Cl.**
USPC **D8/99**
- (58) **Field of Classification Search**
USPC D8/98, 99, 100; D22/118
CPC B26B 5/001; B26B 5/003; B26B 11/00;
B26B 1/08; B26B 1/02; B26B 1/10;
B26B 1/04; B26B 1/042; B26B 1/048;
B26B 3/08; B26B 29/06
See application file for complete search history.

D494,440 S *	8/2004	Carter, III	B26B 1/04	D22/118
D496,575 S *	9/2004	Carter, III	D8/99	
D505,057 S	5/2005	Ralph		
D508,194 S *	8/2005	Carter, III	D8/99	
D510,249 S	10/2005	Ray		
D567,055 S	4/2008	Renzi		
D578,857 S	10/2008	Yang-Fu		
D586,198 S *	2/2009	MacNair	D8/99	
D613,574 S *	4/2010	Pohl	D8/99	
D614,933 S	5/2010	Freeman		
D636,051 S *	4/2011	Freeman	D22/118	
D677,551 S	3/2013	Pelton		

(Continued)

Primary Examiner — Philip S Hyder
(74) *Attorney, Agent, or Firm* — Steve LeBlanc, LLC

(57) **CLAIM**

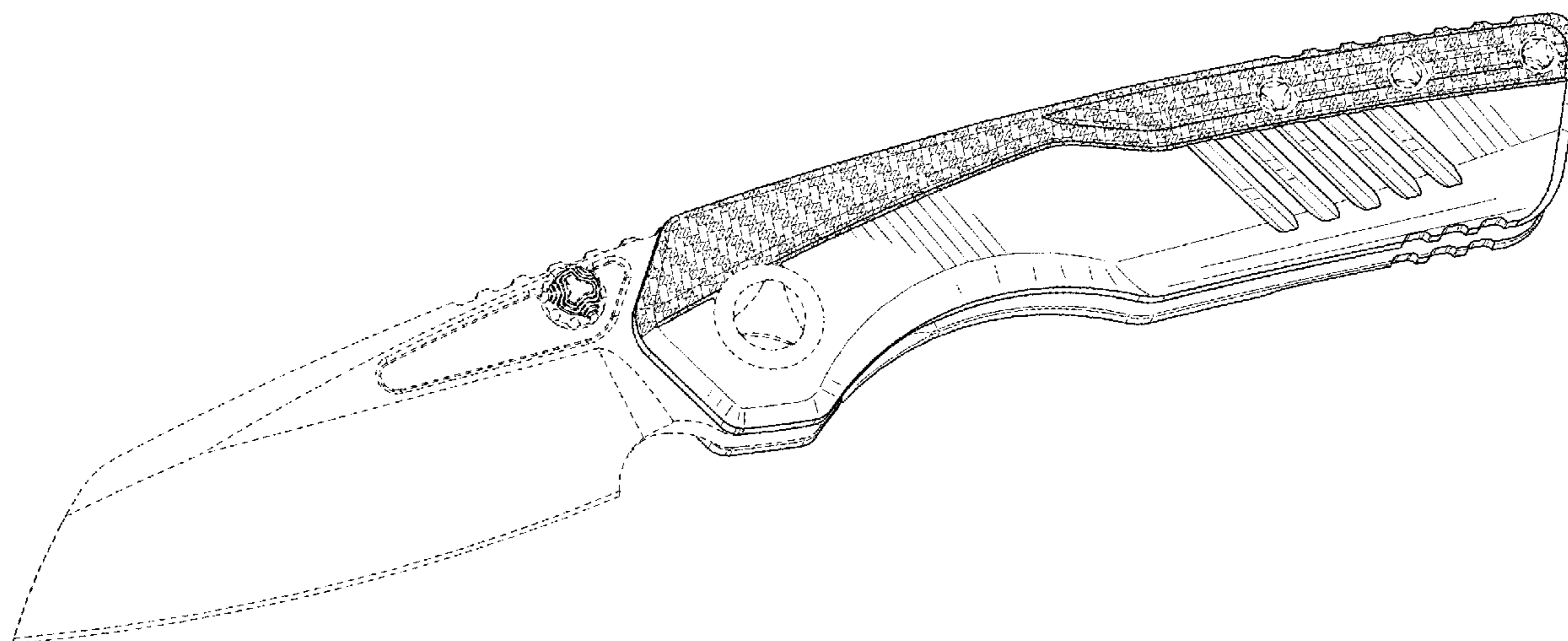
The ornamental design for a pocket knife, as shown and described.

DESCRIPTION

FIG. 1 is a perspective view of a pocket knife embodying the new design;
 FIG. 2 is a right side elevation view of the pocket knife with the blade in the deployed position;
 FIG. 3 is a left side elevation view of the pocket knife with the blade in the deployed position;
 FIG. 4 is a front side elevation view of the pocket knife with the blade in the deployed position;
 FIG. 5 is a rear side elevation view of the pocket knife with the blade in the deployed position;
 FIG. 6 is a top side elevation view of the pocket knife with the blade in the deployed position; and,
 FIG. 7 is a bottom side elevation view of the pocket knife with the blade in the deployed position.
 The broken lines depict portions of the pocket knife in which the design is embodied that are not considered part of the claimed design.

1 Claim, 5 Drawing Sheets

- (56) **References Cited**
U.S. PATENT DOCUMENTS
- D265,719 S 8/1982 Dowdy
- D276,887 S 12/1984 Sakurai
- D347,375 S 5/1994 Sakai
- D385,173 S 10/1997 McWillis
- D387,966 S 12/1997 Horn
- D389,389 S 1/1998 Glesser
- D407,002 S 3/1999 Morton
- D407,004 S 3/1999 Hull
- D435,421 S 12/2000 Strider
- D438,443 S 3/2001 Keating
- D464,246 S 10/2002 Sloan
- D473,917 S 4/2003 Carter, III
- D474,669 S 5/2003 Onion
- D488,045 S 4/2004 Onion



(56)

References Cited

U.S. PATENT DOCUMENTS

D696,920 S * 1/2014 Cagampang B26B 1/044
D8/99

D697,780 S 1/2014 Pelton

D706,107 S 6/2014 Pelton

D737,110 S 8/2015 Schuft

D743,769 S 11/2015 Glesser

D753,459 S 4/2016 Glesser

D765,217 S 8/2016 Tom

D768,455 S * 10/2016 Xin D8/99

D768,456 S 10/2016 Cheng

D768,458 S 10/2016 Mingyi

D769,694 S 10/2016 Mingyi

9,527,218 B2 * 12/2016 Valdez B26B 1/044

D784,485 S * 4/2017 Nawaz D22/118

D808,494 S 1/2018 Marfione et al.

D811,191 S 2/2018 Berenji et al.

D814,902 S 4/2018 Berenji et al.

D856,109 S 8/2019 Marfione

D856,775 S 8/2019 Marfione

D870,532 S 12/2019 Marfione

D871,187 S 12/2019 Marfione

D871,887 S 1/2020 Marfione

D889,238 S 7/2020 Marfione

D895,392 S 9/2020 Marfione

D898,541 S 10/2020 Chumchal

D919,401 S * 5/2021 Clinton D8/99

D920,073 S * 5/2021 Alexander B26B 1/04
D8/99

2022/0079327 A1 * 3/2022 Bruhns B26B 1/02

* cited by examiner

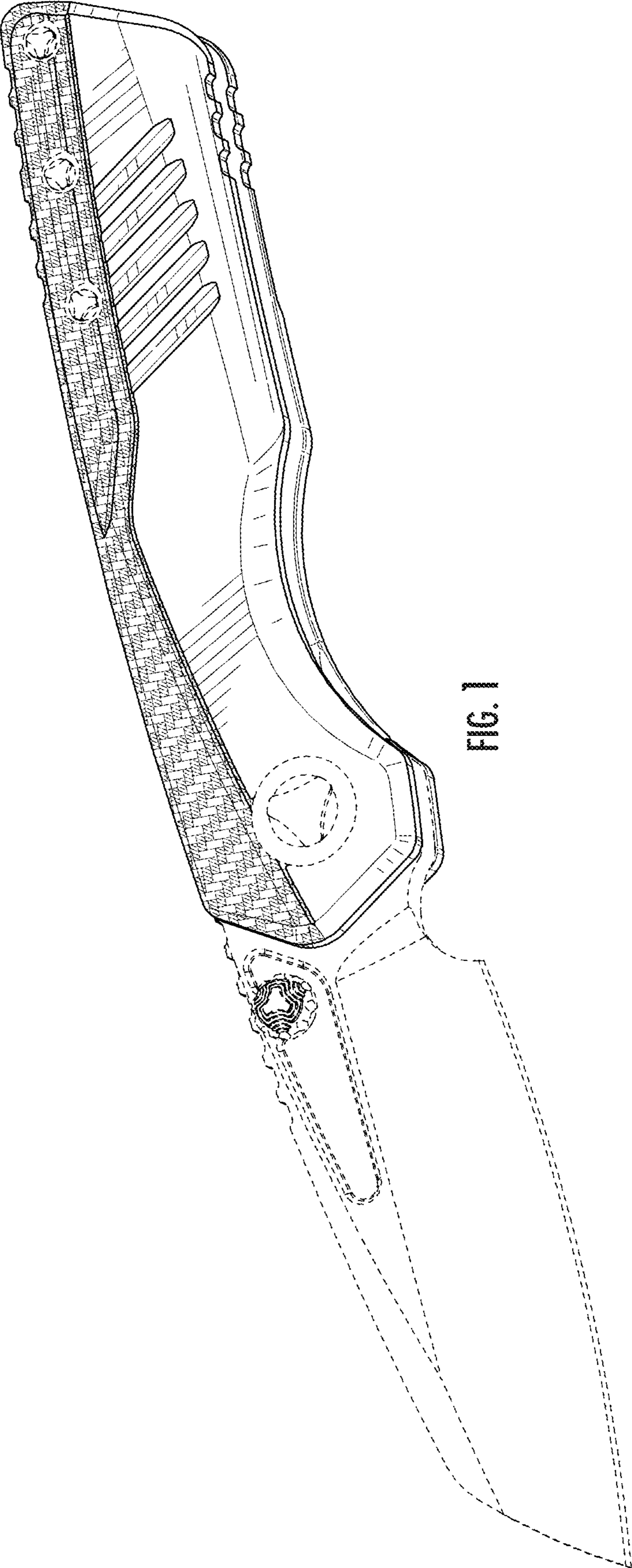


FIG. 1

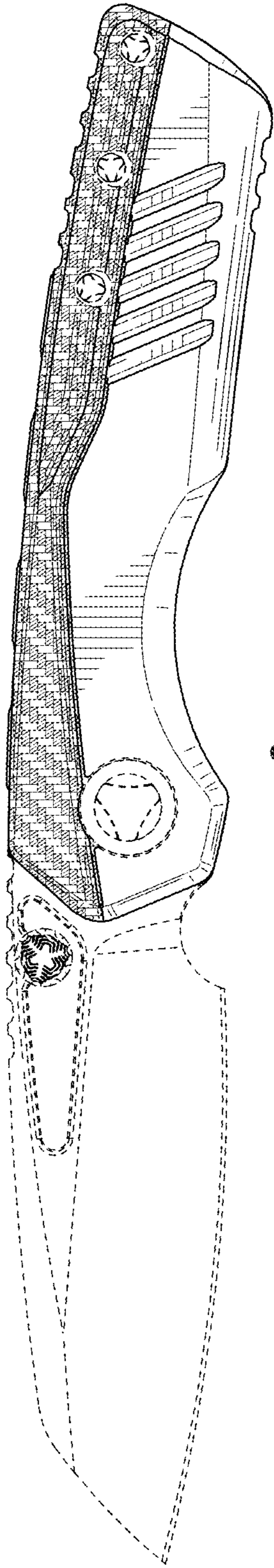


FIG. 2

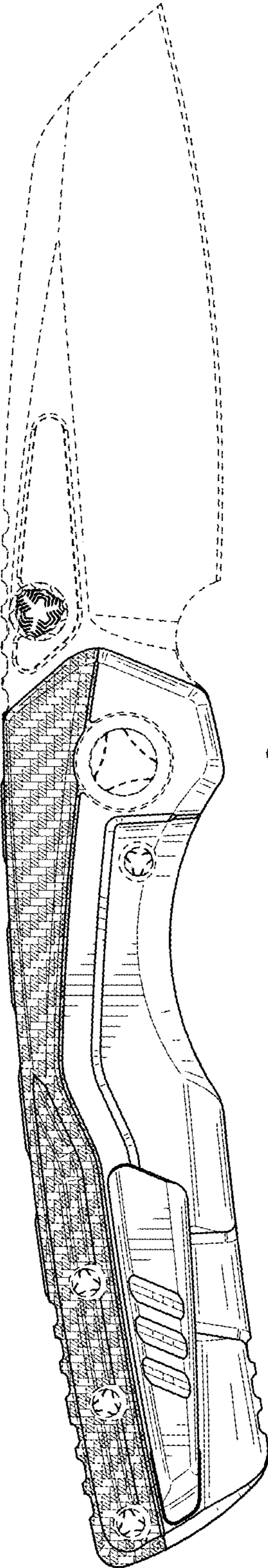


FIG. 3

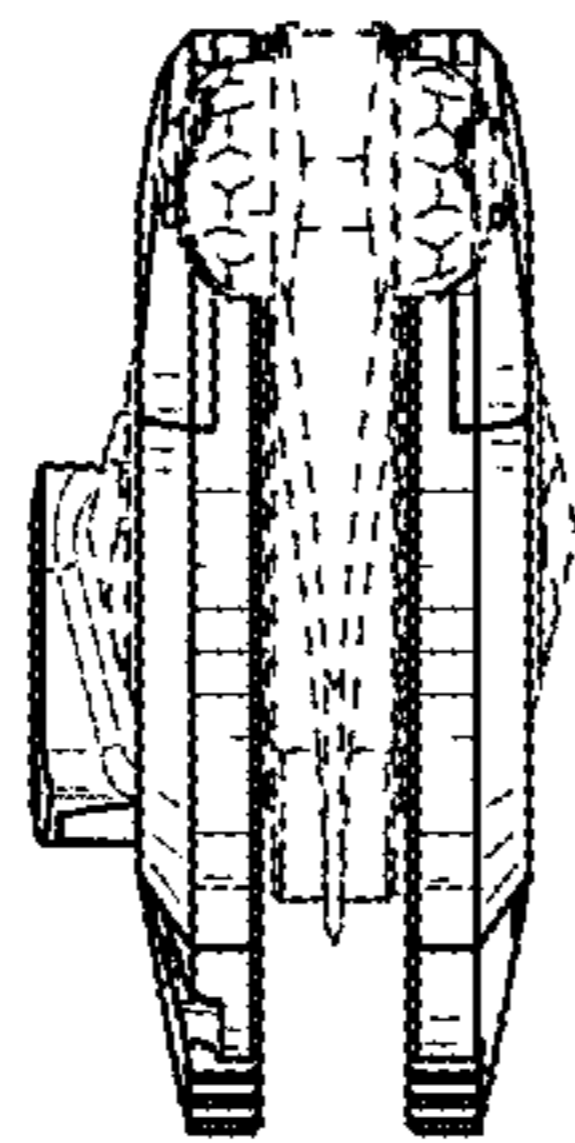


FIG. 4

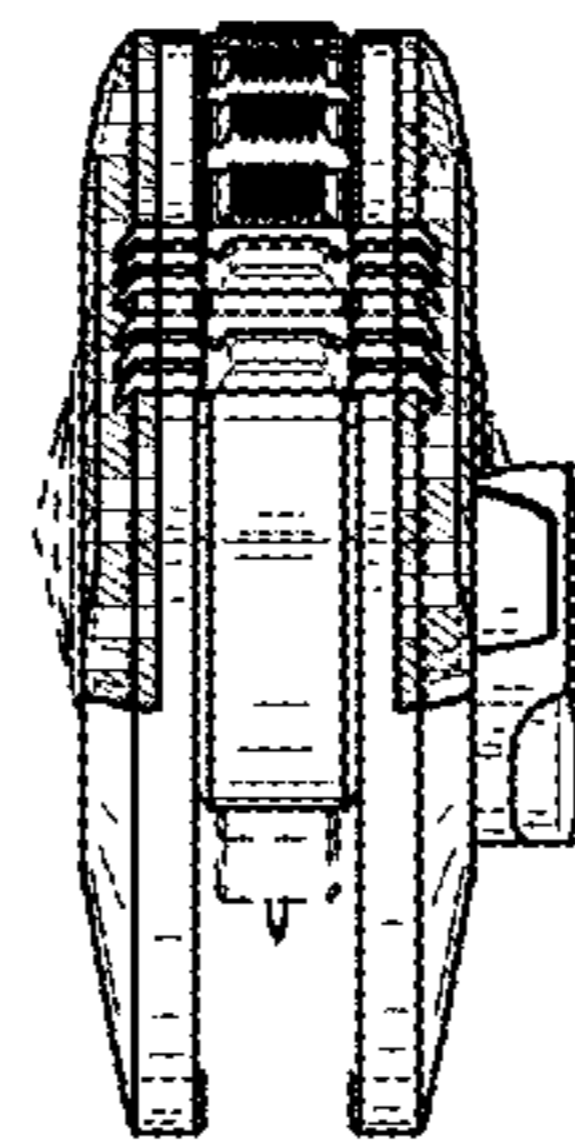


FIG. 5

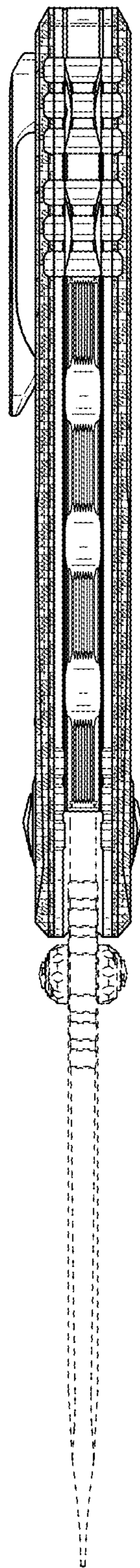


FIG. 6

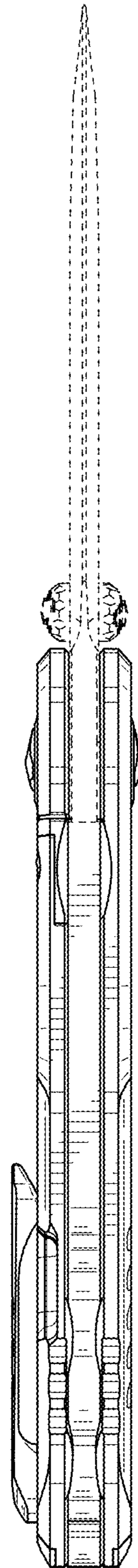


FIG. 7