



US00D981813S

(12) **United States Design Patent** (10) **Patent No.:** **US D981,813 S**
Sung (45) **Date of Patent:** **** Mar. 28, 2023**

(54) **FOLDING KNIFE**

FOREIGN PATENT DOCUMENTS

(71) Applicant: **Shaoching Sung**, Chino, CA (US)
(72) Inventor: **Shaoching Sung**, Chino, CA (US)
(**) Term: **15 Years**
(21) Appl. No.: **29/780,967**

CN	304335881	10/2017
CN	304352555	11/2017
CN	304497345	2/2018
CN	304937897	12/2018
CN	305007734	1/2019
CN	306201322	12/2020
EM	002376251-0001	1/2014
EM	006190021-0004	3/2019

(22) Filed: **Apr. 27, 2021**

OTHER PUBLICATIONS

(51) **LOC (14) Cl.** **08-03**
(52) **U.S. Cl.**
USPC **D8/99**

US Marine Knife. Amazon.com, Apr. 23, 2017.*
MTeche USA MT A845Bk Knife, Amazon.com. Jul. 9, 2014.*
Smith Wesson Border Guard Knife, Amazon.com, Jan. 11, 2016.*

(58) **Field of Classification Search**
USPC D8/98, 99, 100, 105; D22/118
CPC B26B 5/001; B26B 5/003; B26B 11/00;
B26B 1/08; B26B 1/02; B26B 1/10;
B26B 1/04; B26B 1/042; B26B 1/044;
B26B 1/048; B26B 3/08; B26B 29/06;
B26B 5/00

* cited by examiner

Primary Examiner — Philip S Hyder
(74) *Attorney, Agent, or Firm* — Loza & Loza, LLP;
Heidi Eisenhut

See application file for complete search history.

(57) **CLAIM**

The ornamental design for a folding knife, as shown and described.

(56) **References Cited**

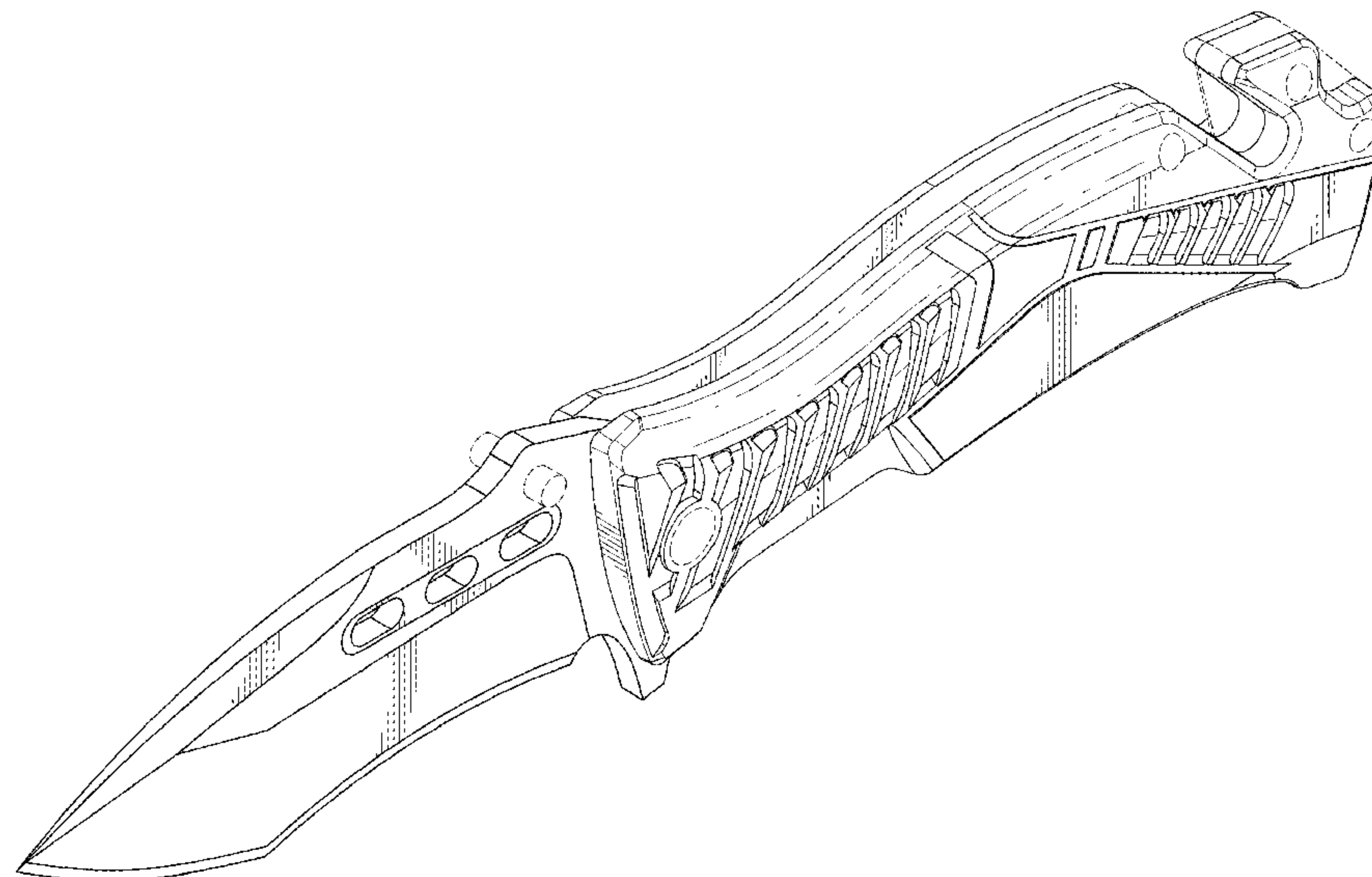
U.S. PATENT DOCUMENTS

D599,640 S *	9/2009	Yang-Fu	D8/99
D599,641 S *	9/2009	Yang-Fu	D8/99
D600,090 S *	9/2009	Yang-Fu	D8/99
D613,574 S *	4/2010	Pohl	D8/99
D692,289 S	10/2013	Cheng		
8,893,389 B2	11/2014	Freeman		
9,352,473 B2	5/2016	Harvey		
D768,454 S	10/2016	Xin		
D768,455 S	10/2016	Xin		
D776,508 S	1/2017	Li		
D813,623 S	3/2018	Marfione et al.		
D821,173 S	6/2018	Byron et al.		
D867,848 S	11/2019	Qian		
D879,578 S	3/2020	Byron et al.		
2004/0020058 A1 *	2/2004	Vallotton	B26B 1/044 30/160
2005/0044717 A1 *	3/2005	Nishihara	B26B 1/04 30/161

DESCRIPTION

FIG. 1 is a left, top perspective view of a folding knife in an open configuration showing my new design;
FIG. 2 is a left-side elevation view thereof;
FIG. 3 is a right-side elevation view thereof;
FIG. 4 is a front elevation view thereof;
FIG. 5 is a back elevation view thereof;
FIG. 6 is a top plan view thereof;
FIG. 7 is a bottom plan view thereof;
FIG. 8 is a left, top perspective view of the folding knife in a closed configuration thereof; and,
FIG. 9 is a left-side elevation view thereof.
The broken lines depict environmental subject matter the forms no part of the claimed design.

1 Claim, 7 Drawing Sheets



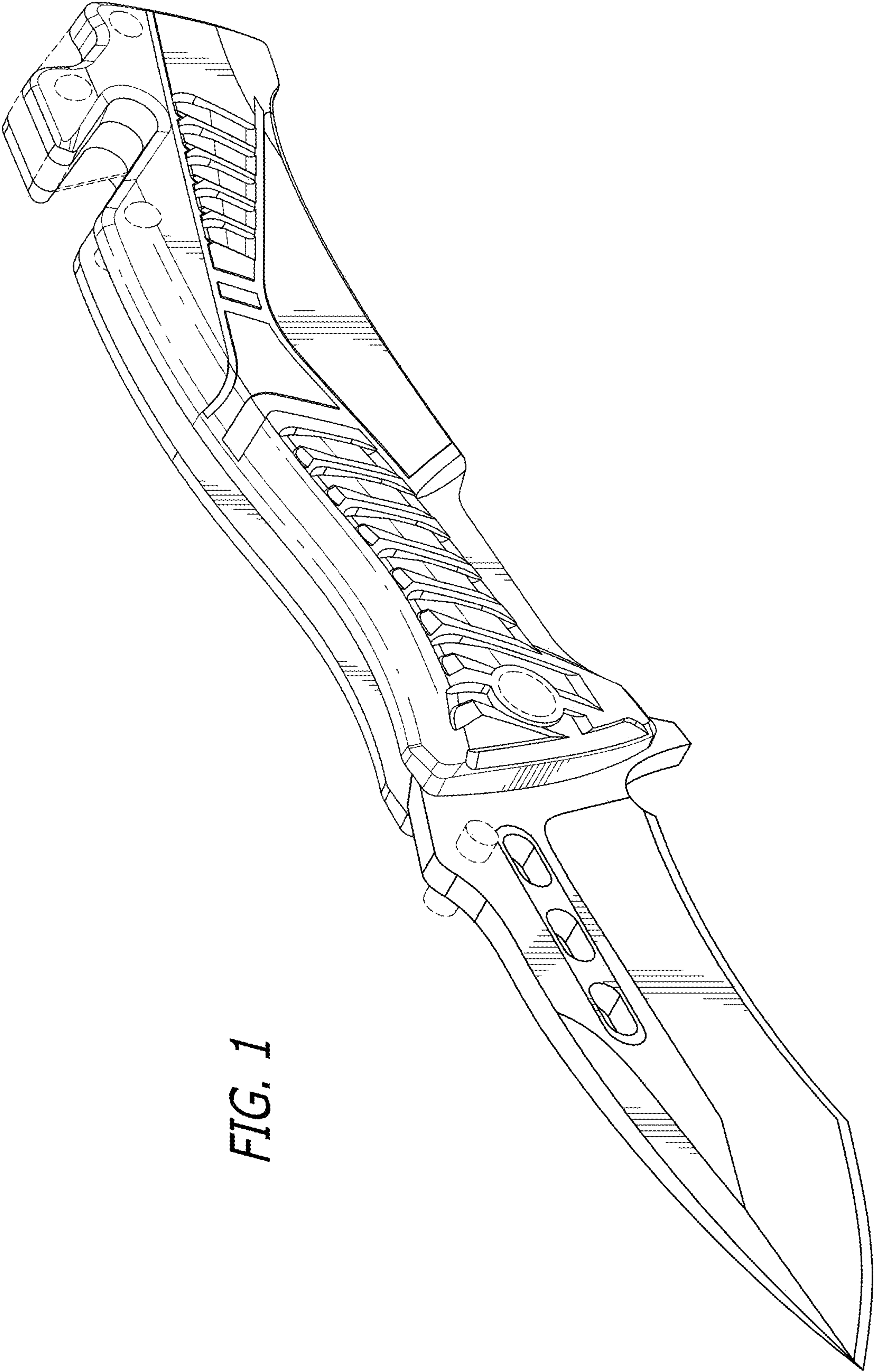


FIG. 1

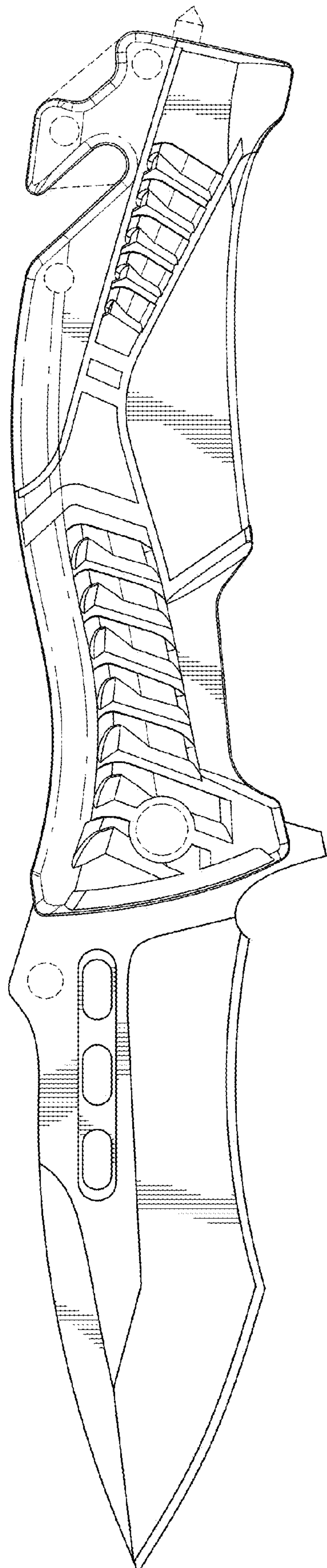


FIG. 2

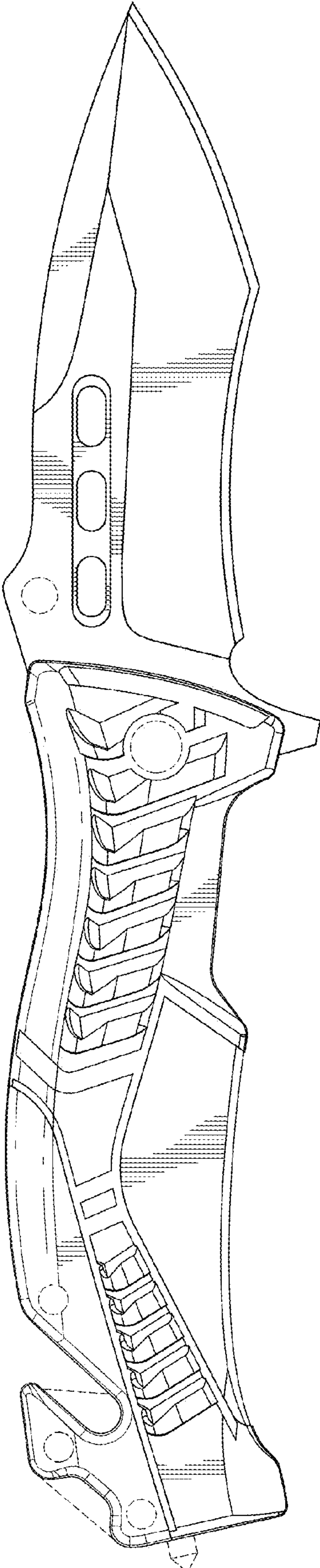


FIG. 3

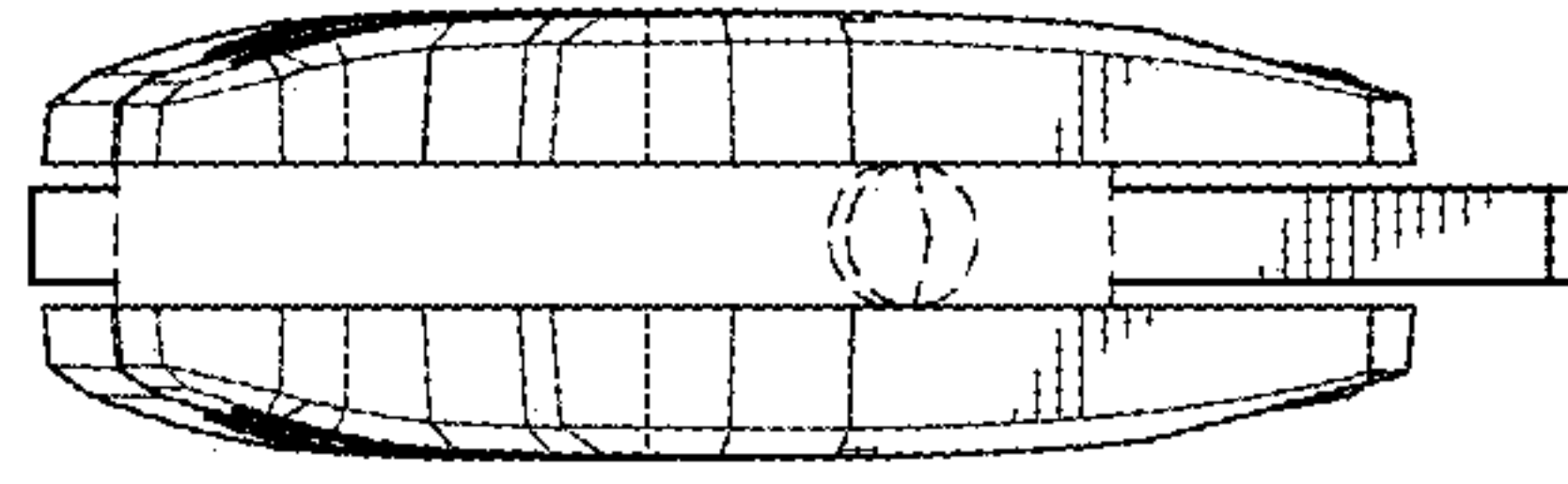


FIG. 5

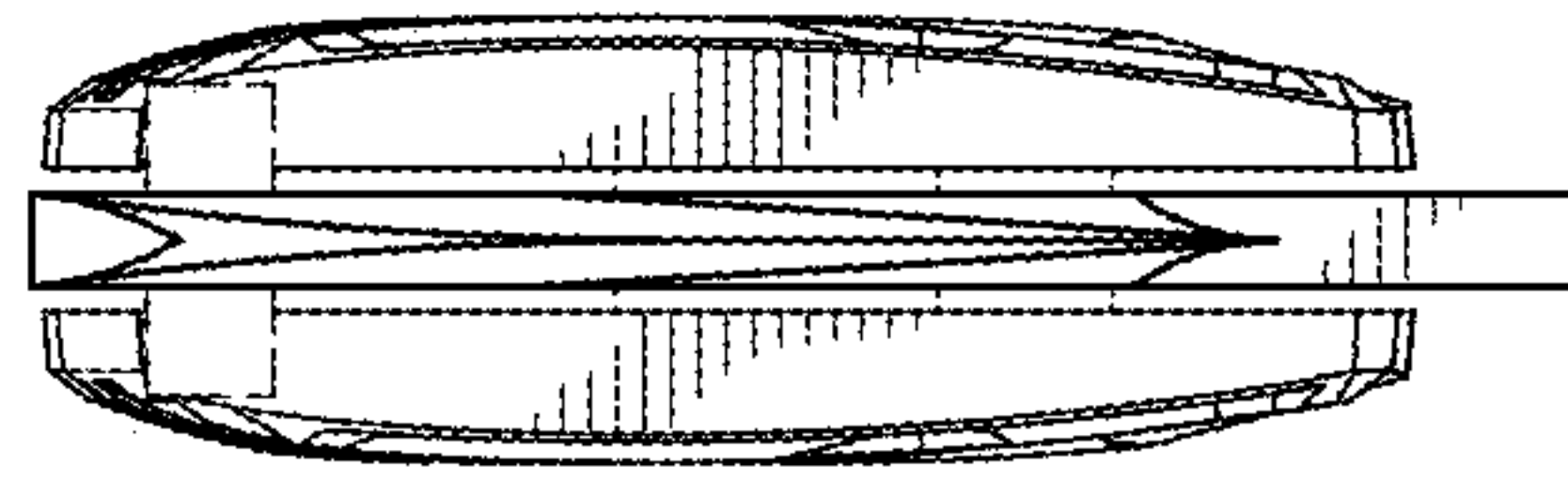


FIG. 4

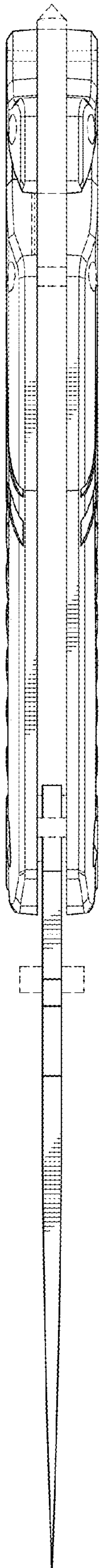


FIG. 6

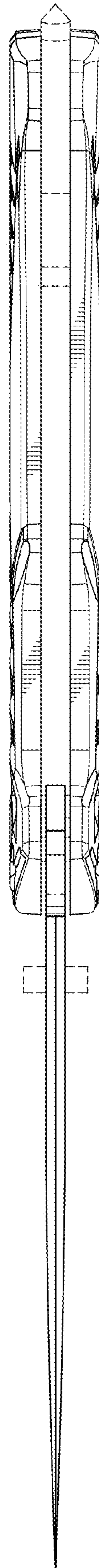


FIG. 7

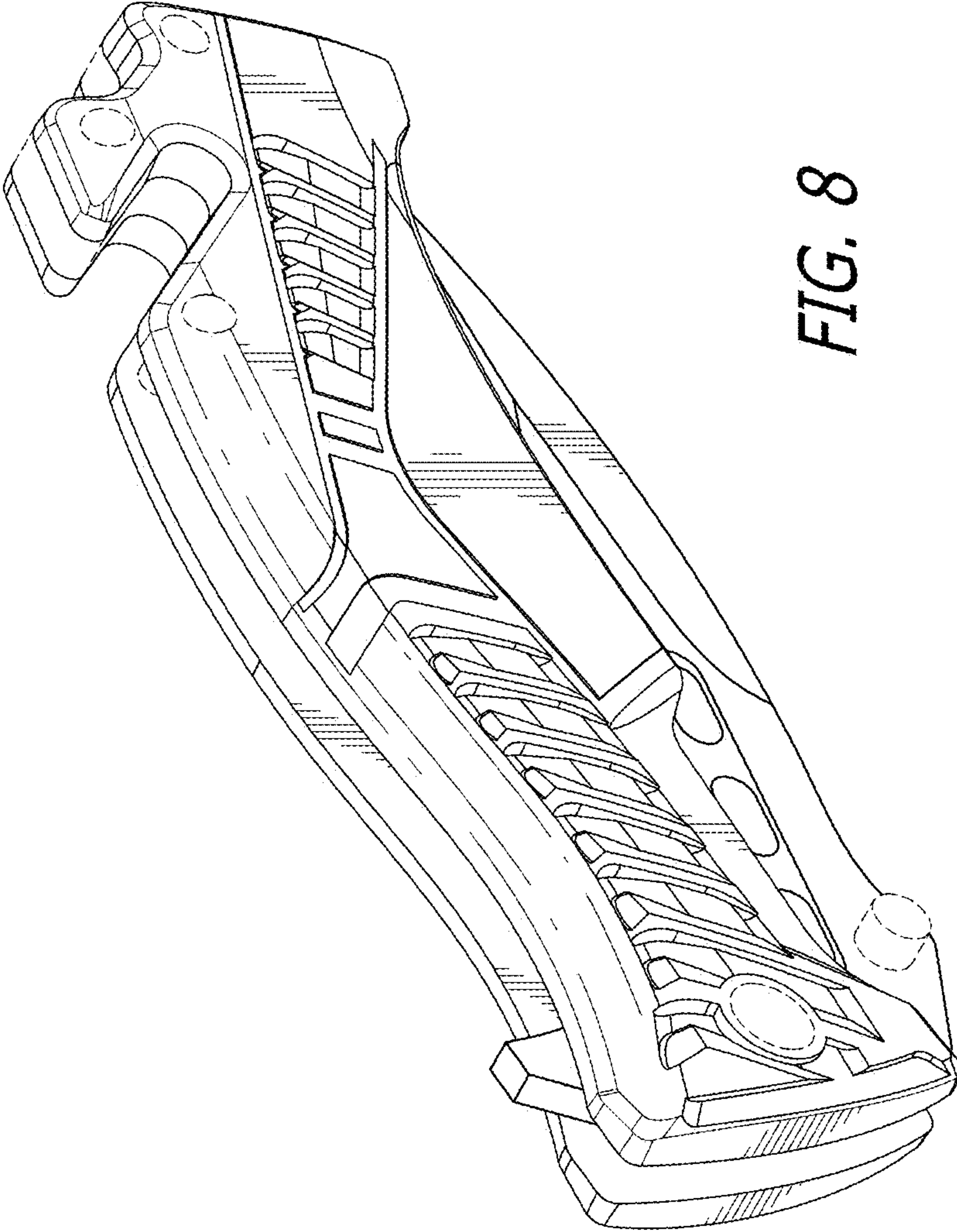


FIG. 8

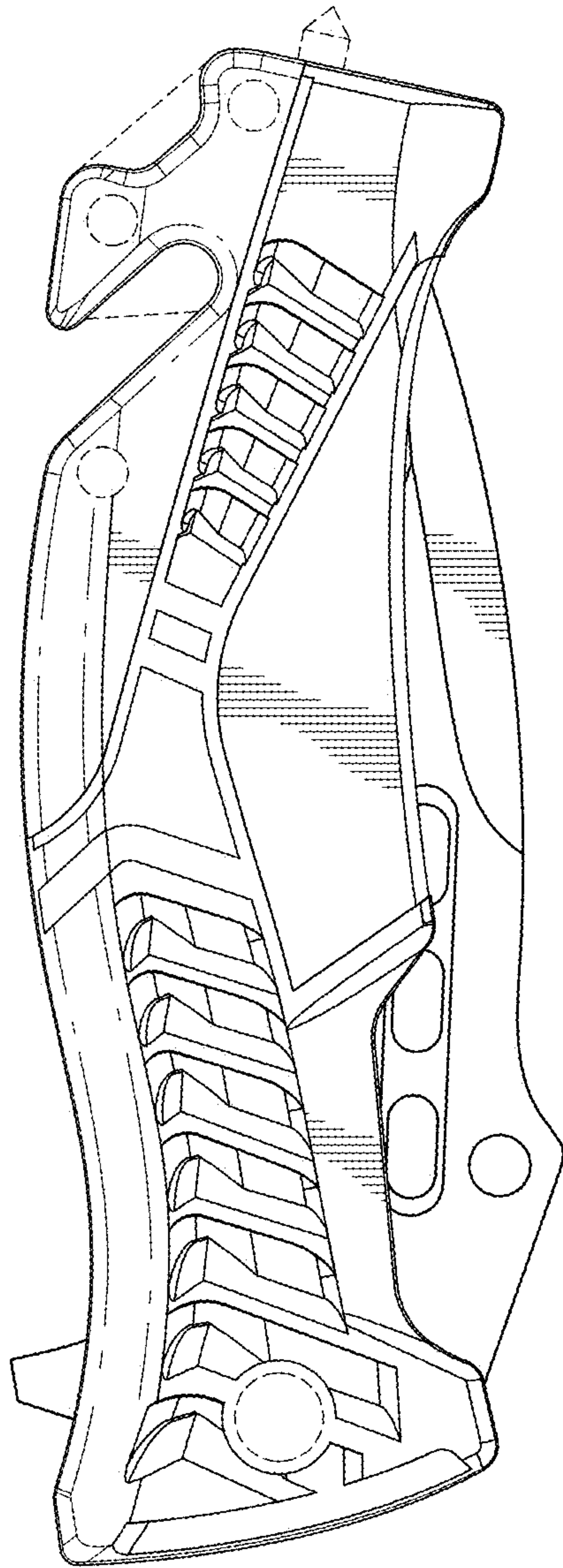


FIG. 9