



US00D981808S

(12) **United States Design Patent** (10) **Patent No.:** **US D981,808 S**
Fan (45) **Date of Patent:** **** Mar. 28, 2023**

(54) **WOOD SPLITTER**
(71) Applicant: **Hongxia Fan**, Changde (CN)
(72) Inventor: **Hongxia Fan**, Changde (CN)
(**) Term: **15 Years**
(21) Appl. No.: **29/824,616**

D901,997 S * 11/2020 Baron D8/7
D925,998 S * 7/2021 Baron D8/7
D934,041 S * 10/2021 Odintsov D8/7
D951,728 S * 5/2022 Amundson D8/7
D953,825 S * 6/2022 Baron D8/7
D964,133 S * 9/2022 Hume D8/41
D965,039 S * 9/2022 Hutchinson B26D 7/22
D8/7
D966,839 S * 10/2022 Jiang D8/1

(Continued)

(22) Filed: **Jan. 26, 2022**
(51) **LOC (14) Cl.** **08-03**
(52) **U.S. Cl.**
USPC **D8/7**
(58) **Field of Classification Search**
USPC D8/1, 7, 41, 47, 98; D15/127
CPC B27L 7/00; B27L 7/06; B27L 7/08
See application file for complete search history.

FOREIGN PATENT DOCUMENTS

EM 008648182-0002 * 8/2021

OTHER PUBLICATIONS

Kindling Cracker Firewood Kindling Splitter; Kindling Cracker; Amazon; Nov. 15, 2016; Accessed Nov. 16, 2022; URL:< https://www.amazon.ca/dp/B01KKU8Z0Q/ > (Year: 2016).*

(Continued)

(56) **References Cited**

U.S. PATENT DOCUMENTS

2,002,610 A * 5/1935 Nall B67B 7/28
141/330
2,002,611 A * 5/1935 Nall B67B 7/28
141/330
D253,654 S * 12/1979 Davis D15/127
4,334,562 A * 6/1982 Granlund B27L 7/00
144/195.1
4,371,020 A * 2/1983 Barnes B27L 7/00
83/345
4,421,149 A * 12/1983 Barnes B27L 7/00
144/195.1
4,655,269 A * 4/1987 Hanser B27L 7/00
280/43.23
4,782,867 A * 11/1988 Forsyth B27L 7/00
144/195.2
7,243,826 B2 * 7/2007 Darst A61J 7/0007
225/104
D637,466 S * 5/2011 Singleton D8/41
D676,883 S * 2/2013 Banjo D15/127
D733,514 S * 7/2015 Liston D8/98
D817,123 S * 5/2018 Johnsen D8/7
D845,725 S * 4/2019 Baron D8/7

Primary Examiner — Rachel A. Voorhies
Assistant Examiner — Benjamin D. Wannemacher
(74) *Attorney, Agent, or Firm* — Jeenam Park

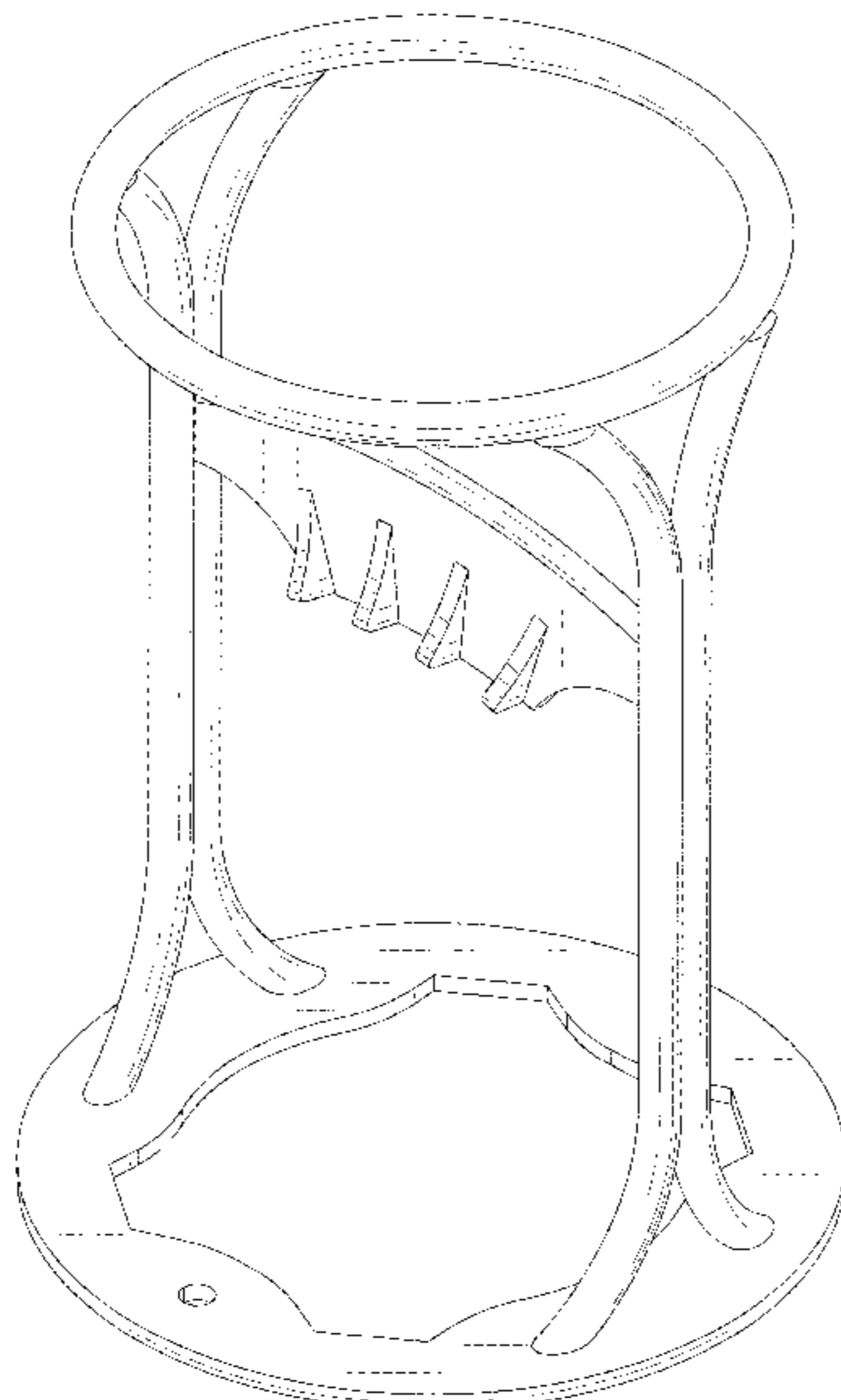
(57) **CLAIM**

The ornamental design for a wood splitter, as shown and described.

DESCRIPTION

FIG. 1 is a perspective view of a wood splitter, showing my new design;
FIG. 2 is another perspective view thereof;
FIG. 3 is a front view thereof;
FIG. 4 is a rear view thereof;
FIG. 5 is a left side view thereof;
FIG. 6 is a right side view thereof;
FIG. 7 is a top plan view thereof; and,
FIG. 8 is a bottom plan view thereof.

1 Claim, 8 Drawing Sheets



(56)

References Cited

U.S. PATENT DOCUMENTS

2016/0107330 A1* 4/2016 Hutchinson B27G 21/00
225/81
2018/0200919 A1* 7/2018 Kilpela B27L 7/06
2018/0229395 A1* 8/2018 Zhu B26D 7/22

OTHER PUBLICATIONS

Kindling Cracker XL Kindling Cracker King Firewood Splitter—
Kindling Splitter Wood Splitter Wood Splitting Wedge Manual Log
Splitter Wedge; Kindling Cracker; Amazon; May 19, 2017; Accessed
Nov. 16, 2022; URL:< [https://www.amazon.com/dp/
B0725RRRS5/](https://www.amazon.com/dp/B0725RRRS5/) > (Year: 2017).*

Marvoware Wood Splitter—Cast Iron Manual Log Splitter—No
Sharp Edges, Firewood Splitter—Splitter Wood Splitter Wood Split-
ting Wedge Manual Log Splitter Wedge; Marvoware; Amazon.ca;
Jul. 18, 2021; Accessed Nov. 16, 2022; URL:< [https://www.amazon.
ca/dp/B093GP3F56](https://www.amazon.ca/dp/B093GP3F56/) > (Year: 2021).*

* cited by examiner

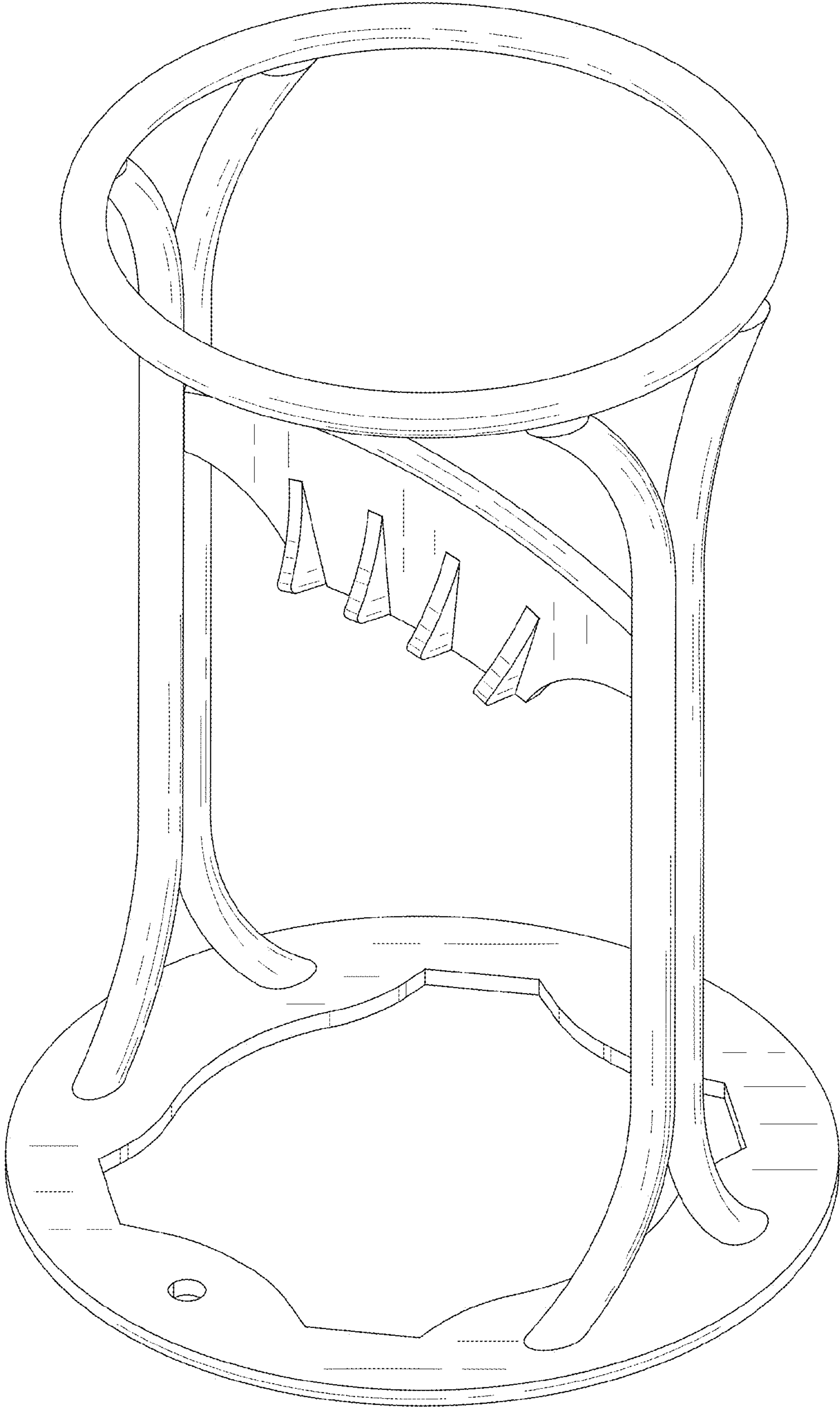


FIG. 1

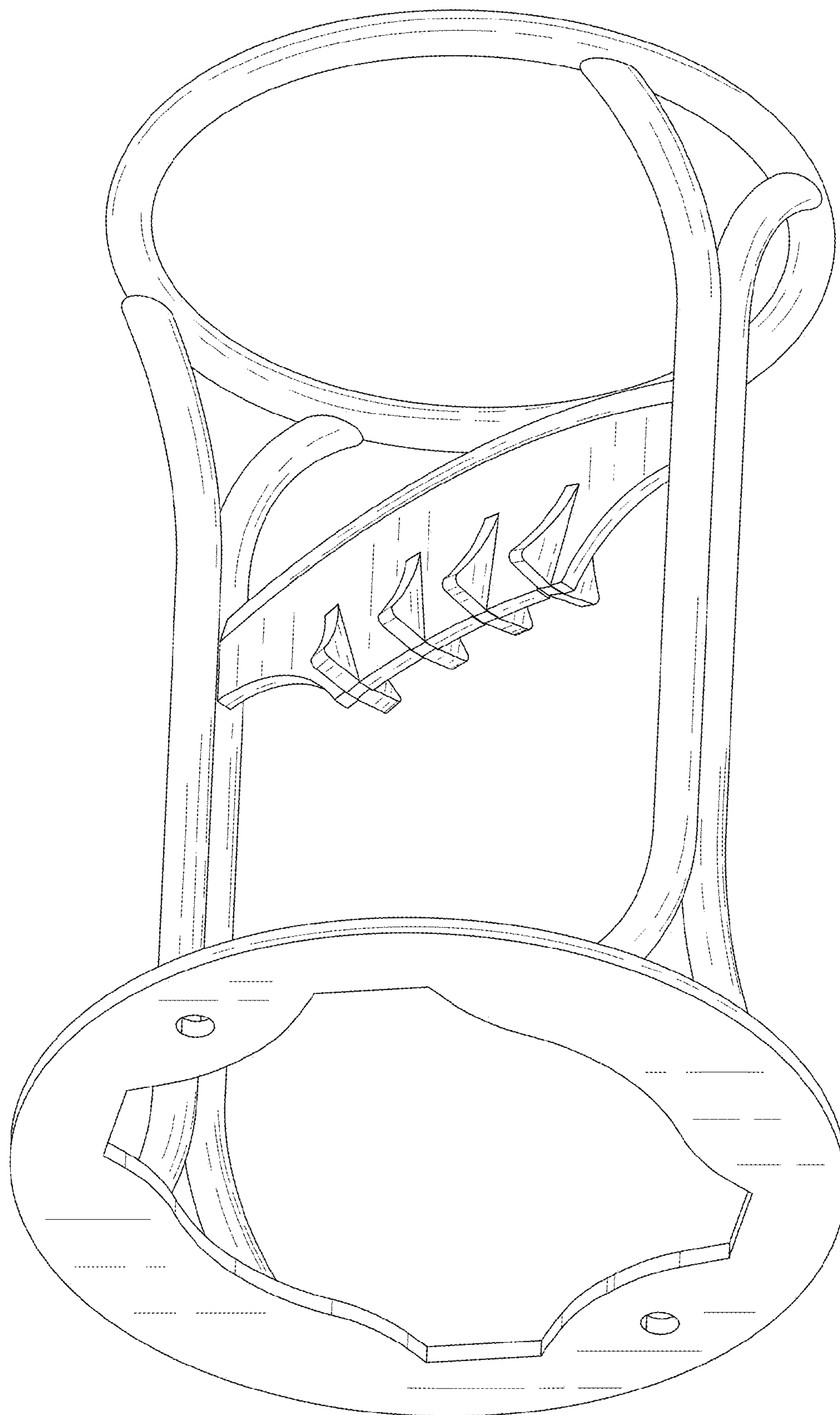


FIG. 2

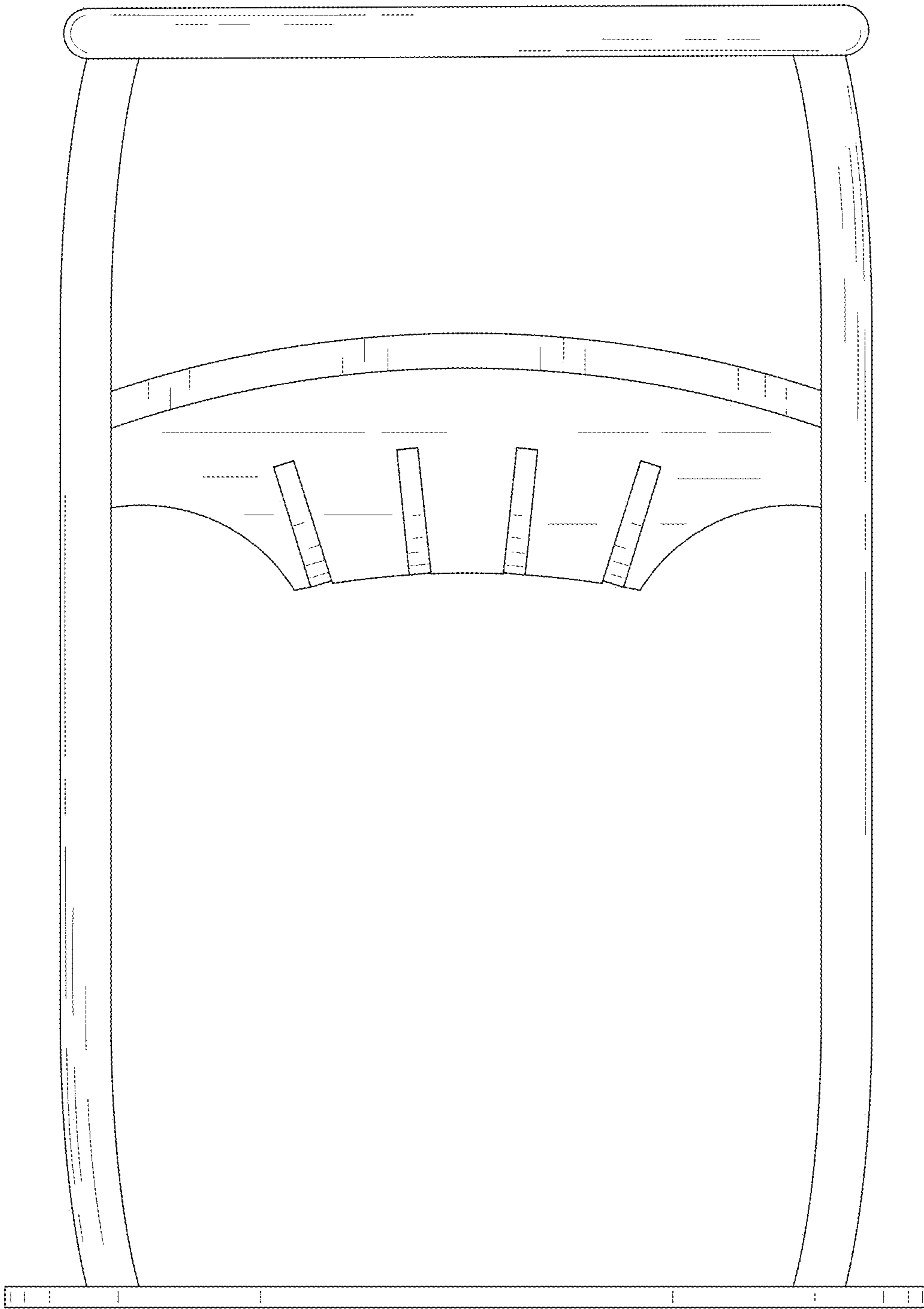


FIG. 3

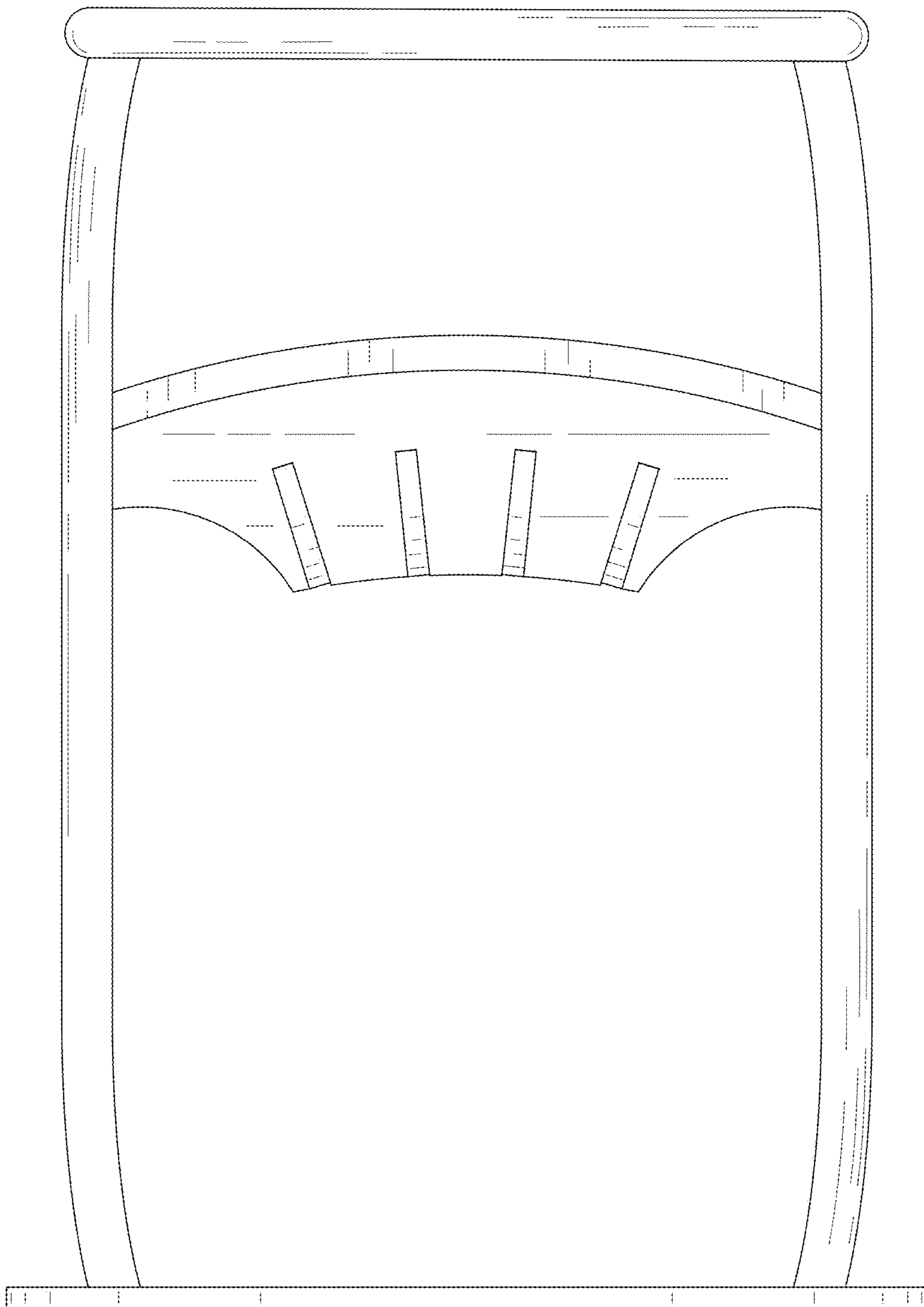


FIG. 4

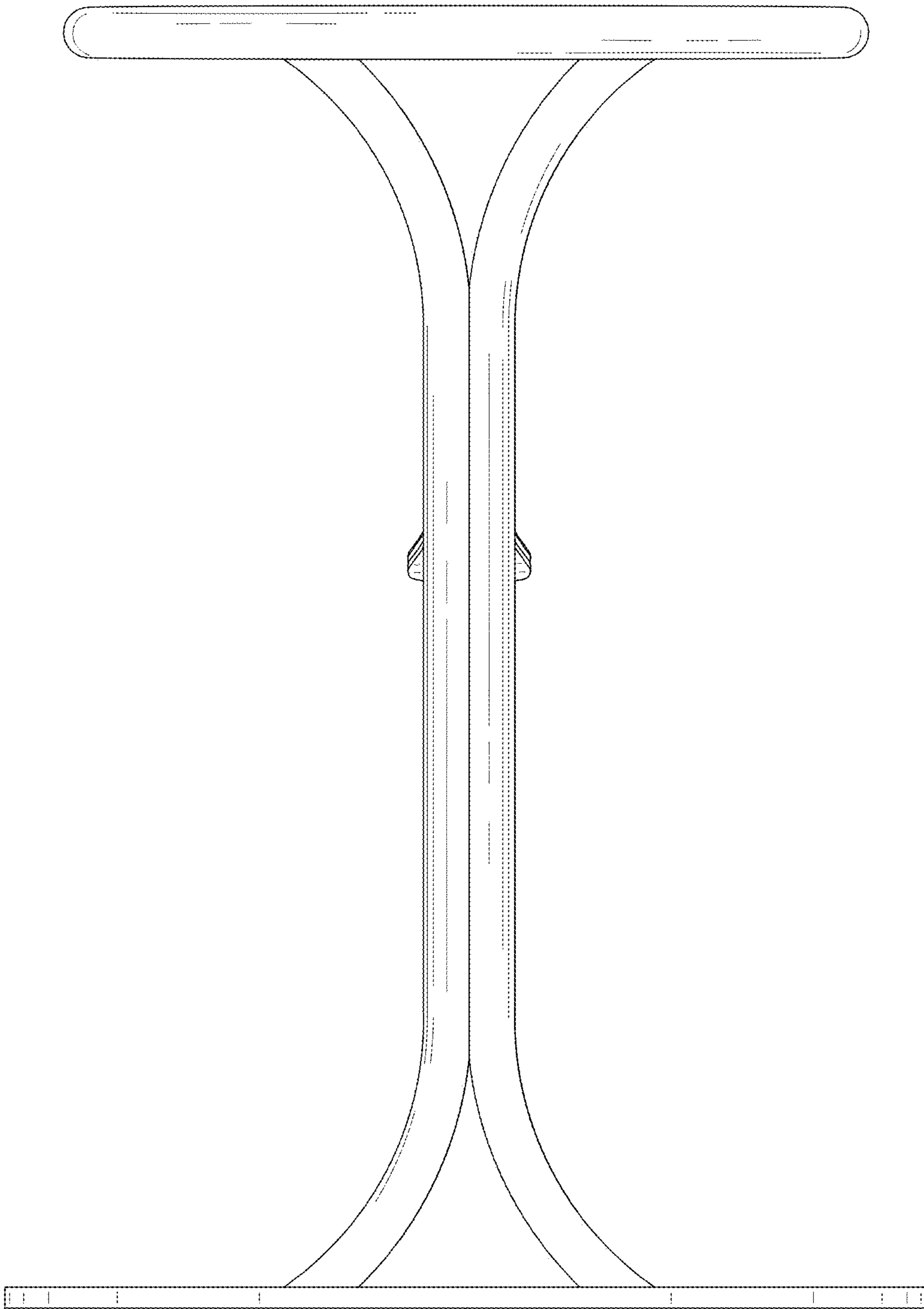


FIG. 5

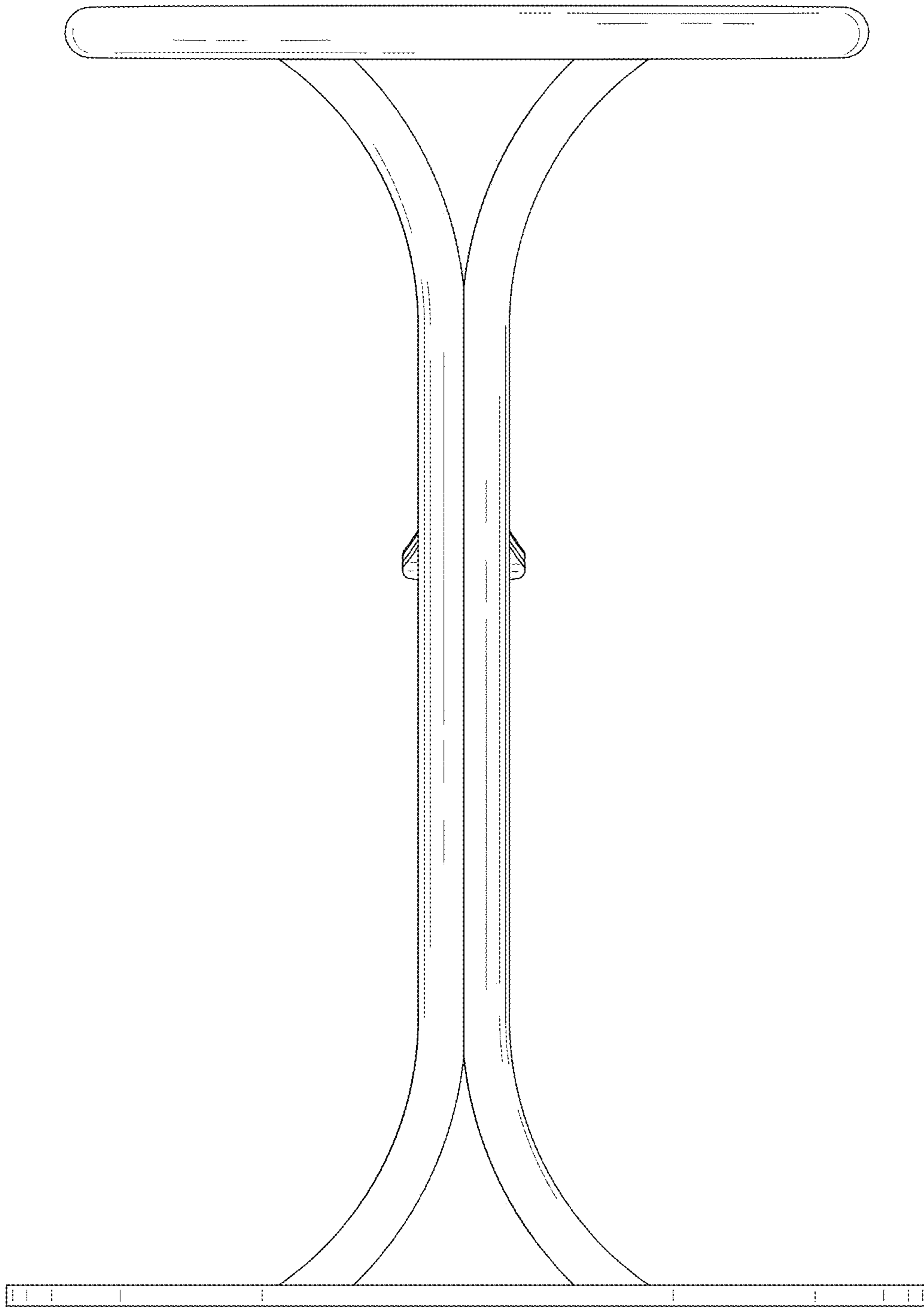


FIG. 6

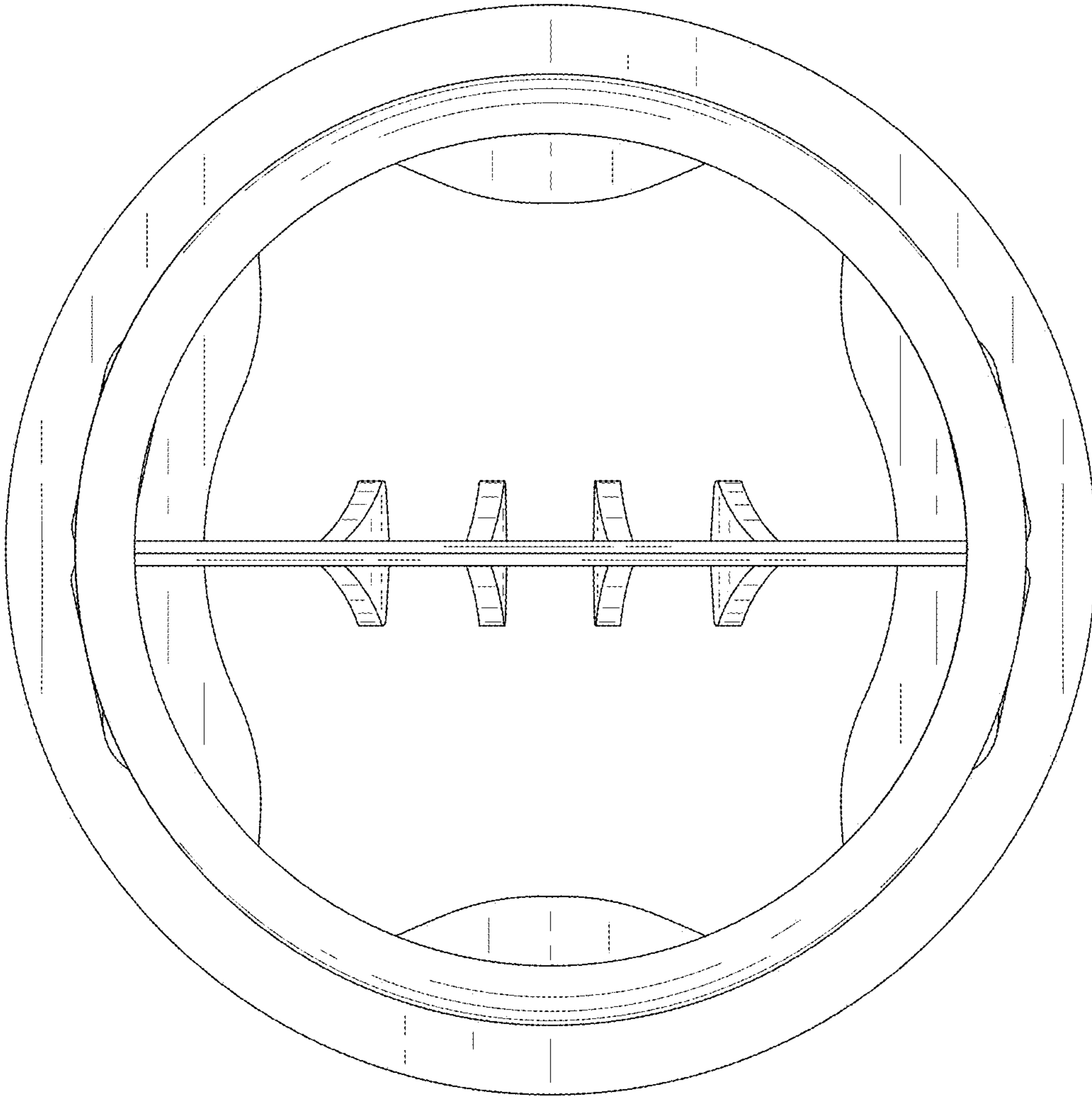


FIG. 7

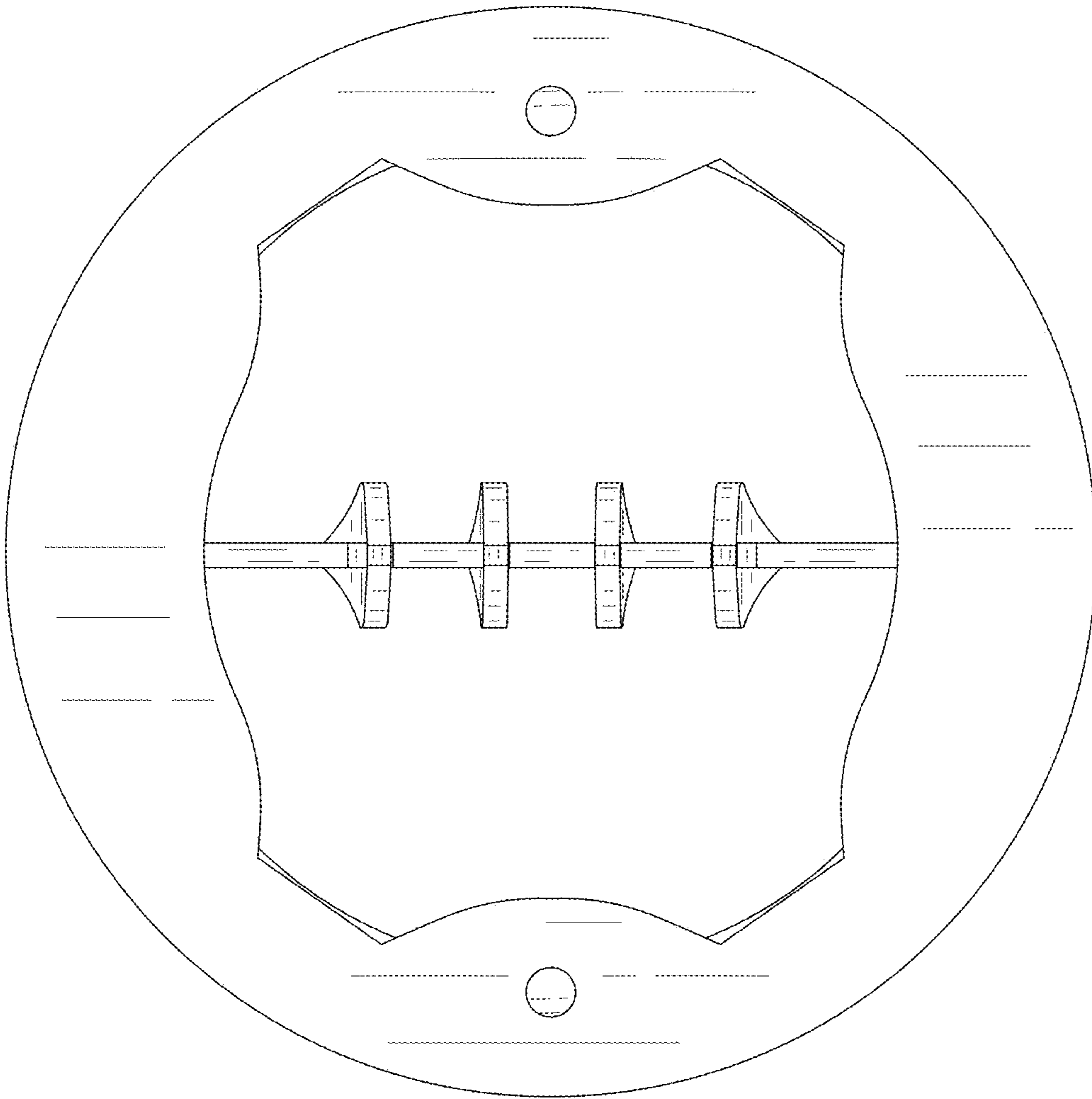


FIG. 8