



US00D981802S

(12) **United States Design Patent**  
**deBretton Gordon**

(10) **Patent No.:** **US D981,802 S**  
(45) **Date of Patent:** **\*\* Mar. 28, 2023**

(54) **CUTLERY SET**

(71) Applicant: **Robert Welch Designs Ltd.**,  
Gloucestershire (GB)  
(72) Inventor: **Kit Han deBretton Gordon**, Shipston  
on Stour (GB)  
(73) Assignee: **Robert Welch Designs Ltd.**, Chipping  
Campden (GB)  
(\*\*) Term: **15 Years**

(21) Appl. No.: **29/777,411**  
(22) Filed: **Apr. 6, 2021**

(30) **Foreign Application Priority Data**

Oct. 26, 2020 (EM) ..... 008212161-0004  
Oct. 26, 2020 (EM) ..... 008212161-0005  
Oct. 26, 2020 (EM) ..... 008212161-0006

(51) **LOC (14) Cl.** ..... **07-03**  
(52) **U.S. Cl.**  
USPC ..... **D7/645**

(58) **Field of Classification Search**  
USPC ..... D4/120; D7/395, 401.2, 642-645, 646,  
D7/647-650, 669, 681-683, 688-689,  
(Continued)

(56) **References Cited**

**U.S. PATENT DOCUMENTS**

D440,831 S 4/2001 Welch et al.  
D455,936 S 4/2002 Welch  
(Continued)

**FOREIGN PATENT DOCUMENTS**

CN 305731598 \* 4/2020  
EM 000158068-0007 \* 6/2004  
(Continued)

**OTHER PUBLICATIONS**

Blockley Bright Cutlery Set, posted Aug. 5, 2021 [online], [retrieved  
online Sep. 9, 2022]. Retrieved on internet, <https://www.robertwelch.com/products/blockley-bright-cutlery-set-24-piece-for-6-people> (Year:  
2021).\*

(Continued)

*Primary Examiner* — Nicole C Shiflet  
*Assistant Examiner* — Yen Le Southwood  
(74) *Attorney, Agent, or Firm* — MacMillan, Sobanski &  
Todd, LLC

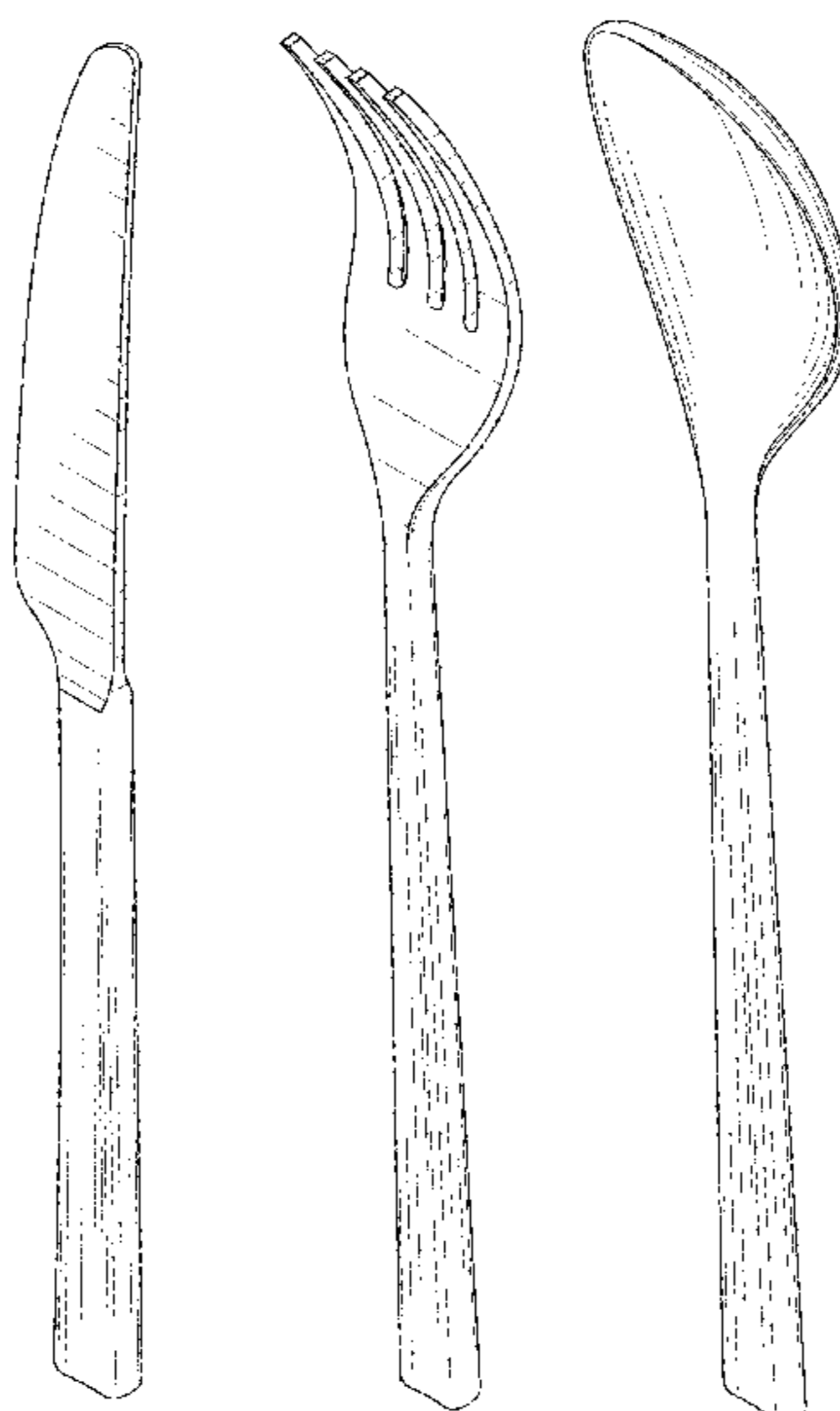
(57) **CLAIM**

The ornamental design for a cutlery set, as shown and  
described.

**DESCRIPTION**

FIG. 1 is a perspective view of a cutlery set comprising a  
knife, a fork, and a spoon showing my new design;  
FIG. 2 is a left side view of the knife, the right side view  
being a mirror image thereof;  
FIG. 3 is a top view thereof;  
FIG. 4 is a bottom view thereof;  
FIG. 5 is an end view thereof as seen from the blade end;  
FIG. 6 is an end view thereof as seen from the handle end;  
FIG. 7 is a top view of the fork;  
FIG. 8 is a bottom view thereof;  
FIG. 9 is a left side view thereof, the right side view being  
a mirror image thereof;  
FIG. 10 is an end view thereof as seen from the fork tines  
end;  
FIG. 11 is an end view thereof as seen from the handle end;  
FIG. 12 is a top view of the spoon;  
FIG. 13 is a bottom view thereof;  
FIG. 14 is a left side view thereof, the right side view being  
a mirror image thereof;  
FIG. 15 is an end view thereof as seen from the bowl end;  
and,  
FIG. 16 is an end view thereof as seen from the handle end.

**1 Claim, 7 Drawing Sheets**





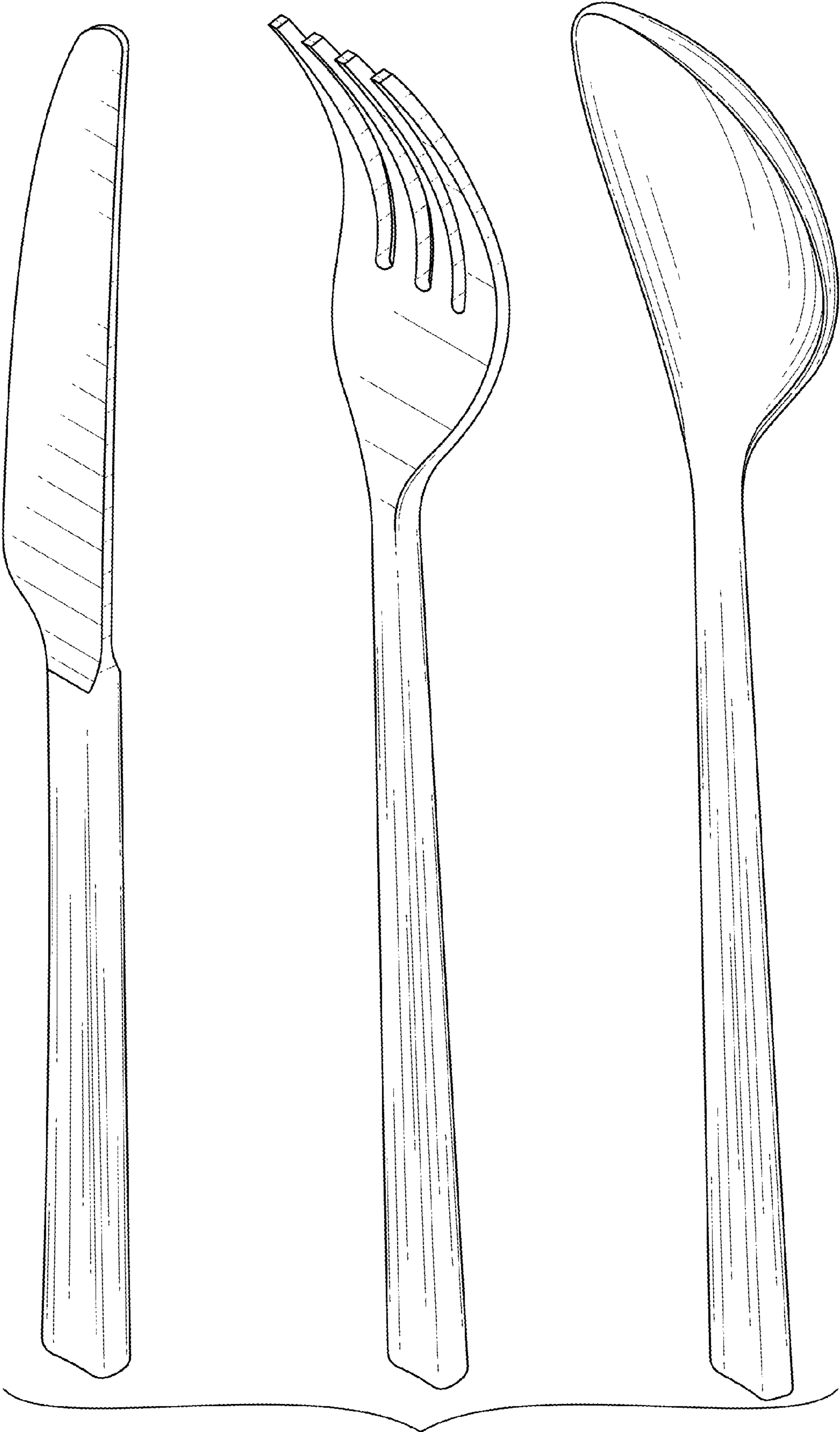


FIG. 1

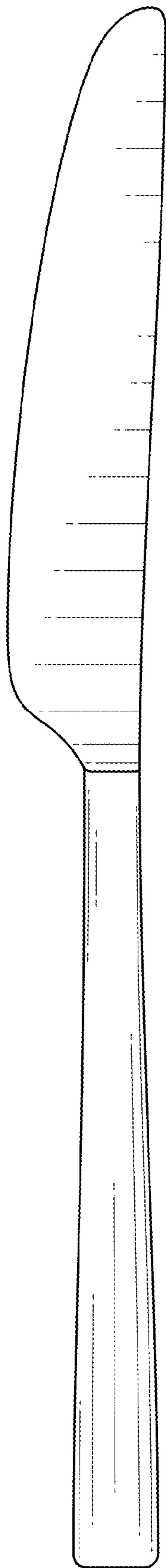


FIG. 2



FIG. 3



FIG. 4

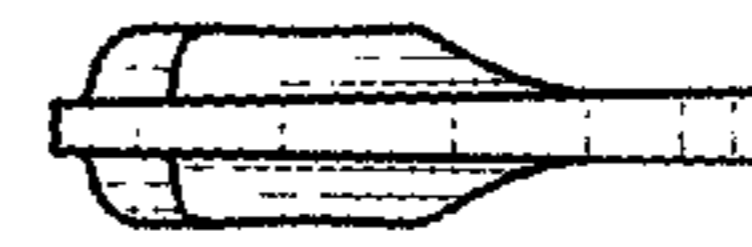


FIG. 5



FIG. 6

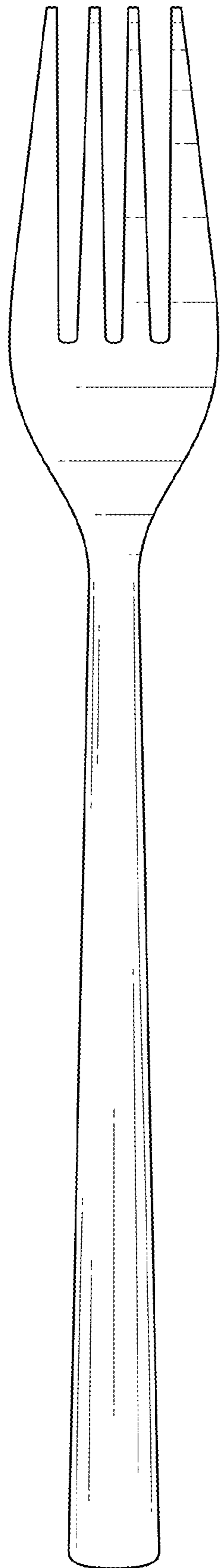


FIG. 7

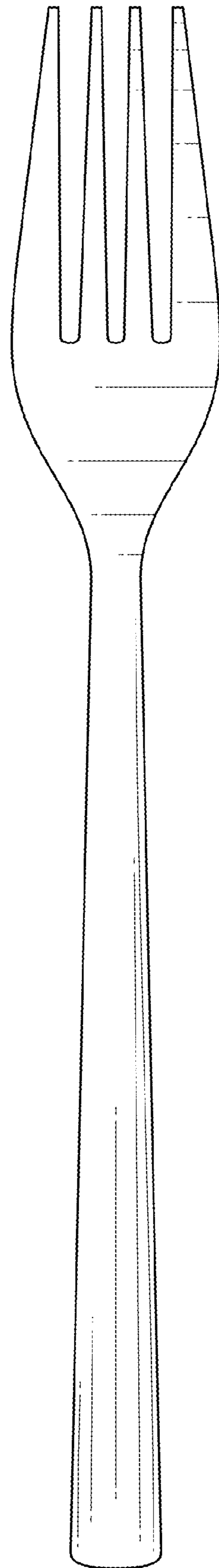


FIG. 8

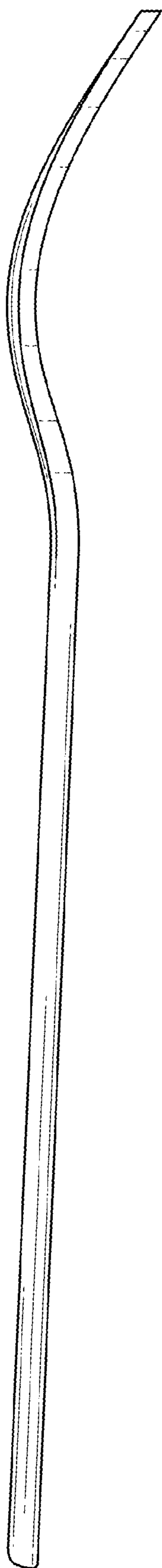


FIG. 9

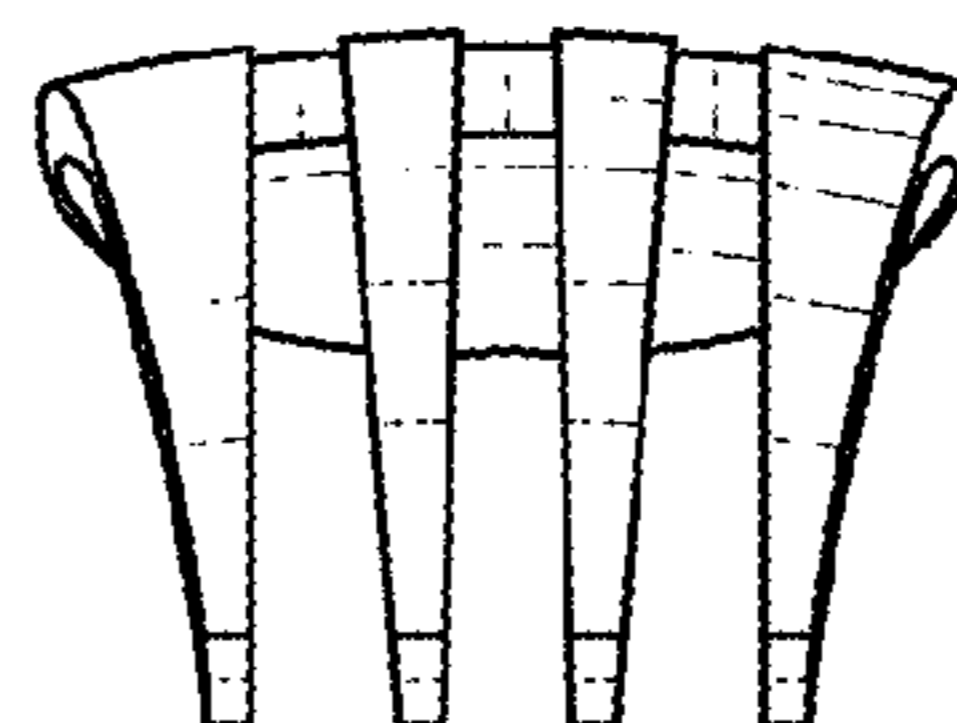


FIG. 10




FIG. 11

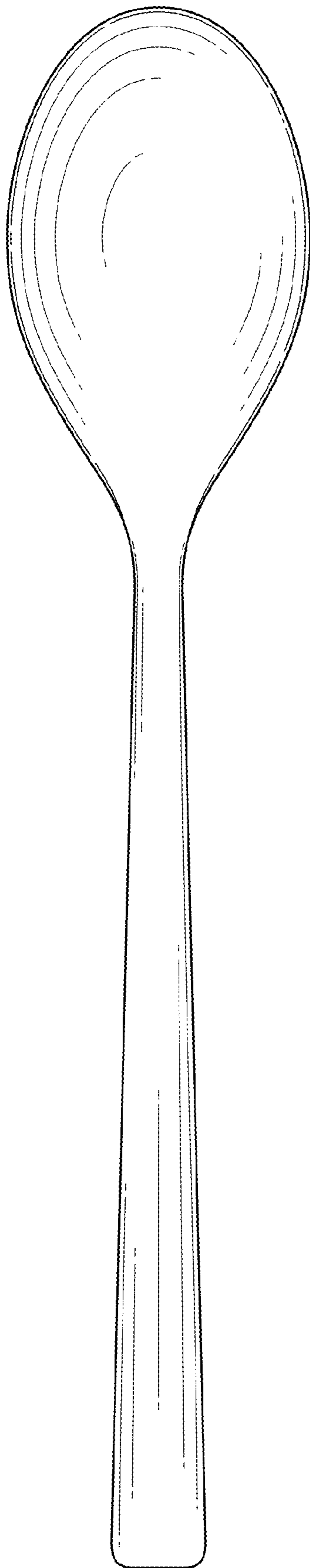


FIG. 12

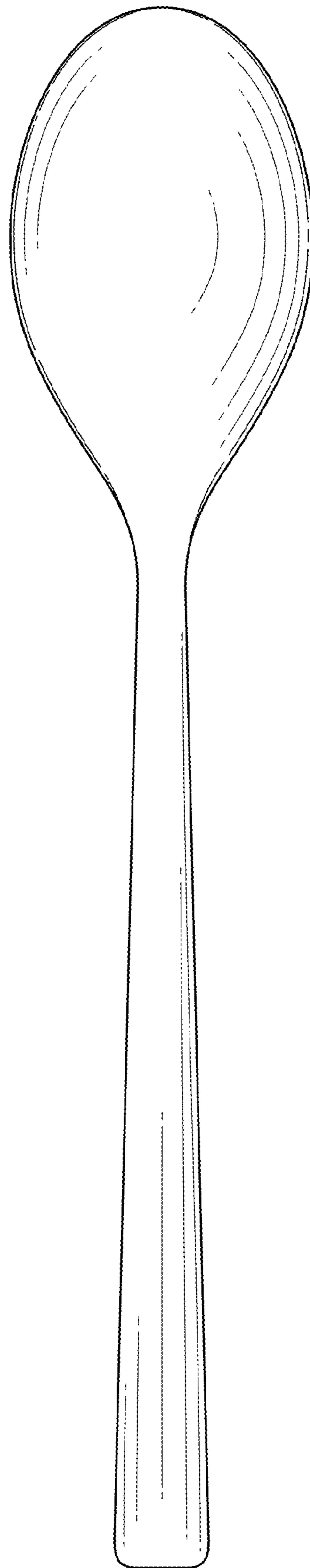


FIG. 13



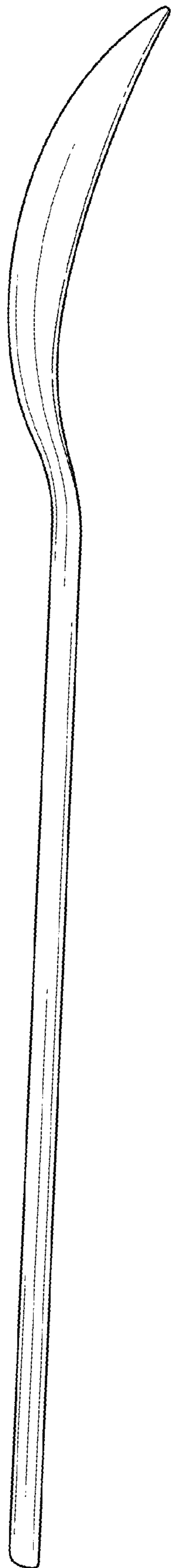


FIG. 14




FIG. 15

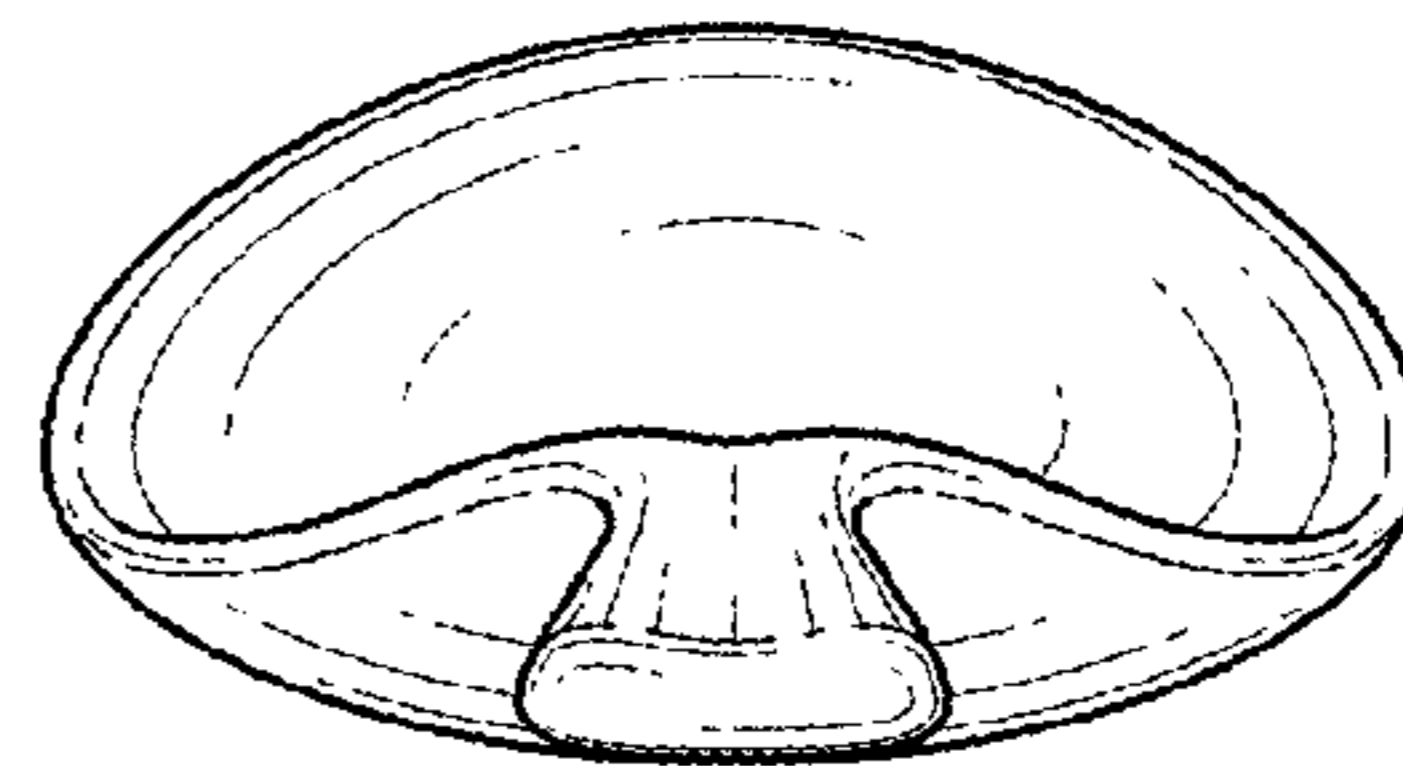


FIG. 16