



US00D981801S

(12) **United States Design Patent**  
**Wu**

(10) **Patent No.:** **US D981,801 S**  
(45) **Date of Patent:** **\*\* Mar. 28, 2023**

- (54) **SEALED JAR**
- (71) Applicant: **Zekai Wu**, Guangdong (CN)
- (72) Inventor: **Zekai Wu**, Guangdong (CN)
- (\*\*) Term: **15 Years**
- (21) Appl. No.: **29/768,864**
- (22) Filed: **Feb. 2, 2021**
- (51) **LOC (14) Cl.** ..... **09-01**
- (52) **U.S. Cl.**  
USPC ..... **D7/629; D9/529**
- (58) **Field of Classification Search**  
USPC ..... D7/601, 603, 605, 612, 629; D9/529, D9/560  
CPC ..... B65D 2543/00296; B65D 2543/00537; B65D 2543/00194; B65D 43/162  
See application file for complete search history.

- D758,806 S \* 6/2016 Morales ..... D7/629
- D759,434 S \* 6/2016 Duvigneau ..... D7/629
- D853,838 S \* 7/2019 Liu ..... B65D 43/163 D9/560
- D868,589 S \* 12/2019 Knobel ..... D9/560
- D870,557 S \* 12/2019 Yoshitake ..... D9/560
- D876,176 S \* 2/2020 Pentelovitch ..... D7/629
- D884,480 S 5/2020 Karekar
- 2017/0247151 A1\* 8/2017 Chiou ..... B65D 43/163

**FOREIGN PATENT DOCUMENTS**

IN 318071-001-0001 \* 1/2020

\* cited by examiner

*Primary Examiner* — Brett Miller

*Assistant Examiner* — Rani J Abdallah

(57) **CLAIM**

The ornamental design for a sealed jar, as shown and described.

(56) **References Cited**

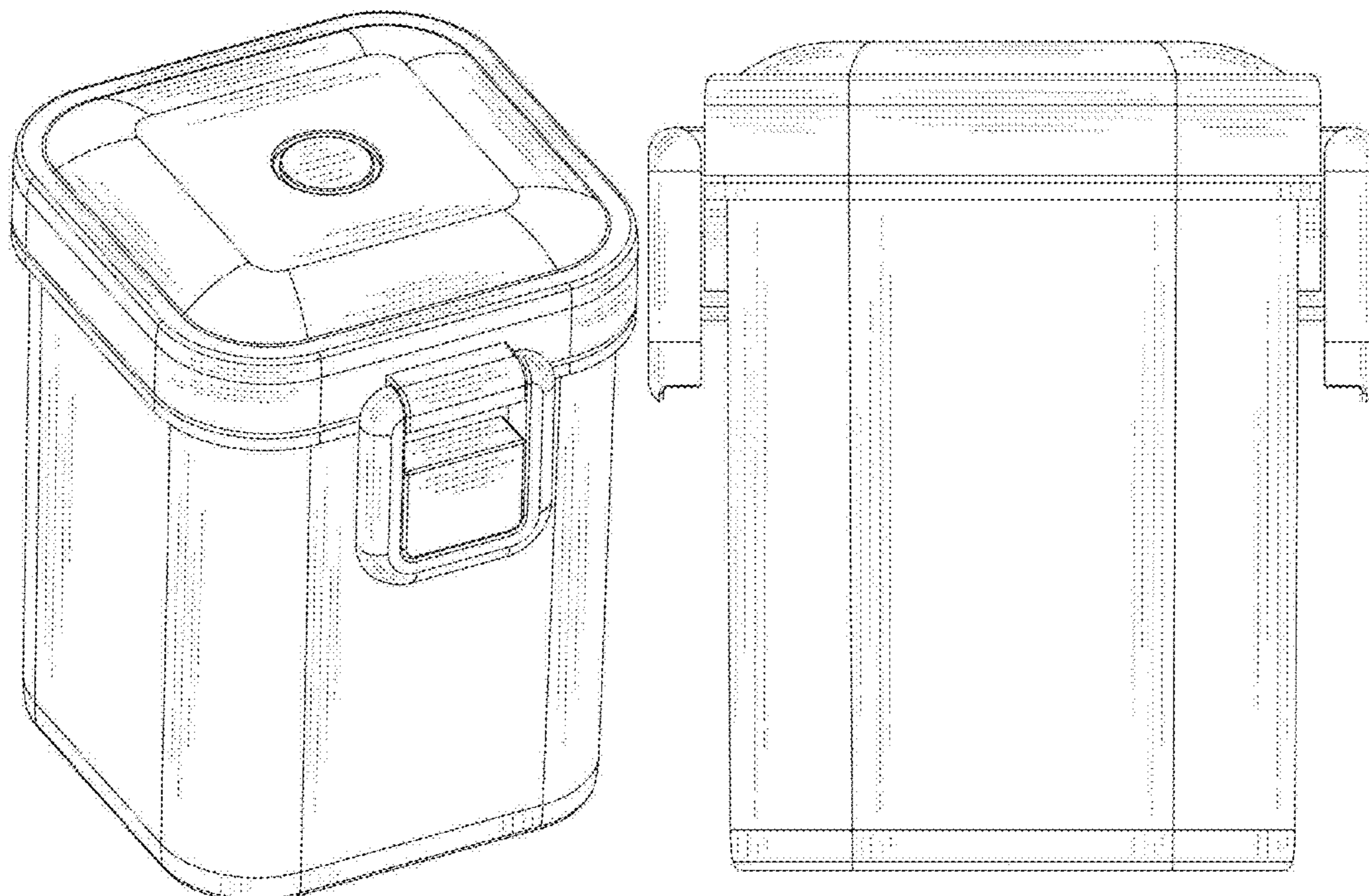
**U.S. PATENT DOCUMENTS**

- D270,331 S 8/1983 Benson
- D326,391 S \* 5/1992 Verchere ..... D7/612
- D334,499 S \* 4/1993 Meisner ..... D7/601
- D382,809 S \* 8/1997 Aldrich ..... D9/529
- D382,810 S \* 8/1997 Aldrich ..... D9/529
- D546,188 S 7/2007 Penfold et al.
- D592,515 S 5/2009 Francis et al.
- D592,966 S \* 5/2009 Nissen ..... D9/560
- D593,811 S 6/2009 Carreno
- D646,127 S \* 10/2011 Lindsay ..... D7/629
- D682,046 S \* 5/2013 Myoung ..... D7/629
- D682,047 S \* 5/2013 Myoung ..... D7/629
- D682,706 S 5/2013 Weil
- D719,456 S 12/2014 Ivie

**DESCRIPTION**

FIG. 1 is a perspective view of a sealed jar showing my new design;  
 FIG. 2 is a front elevation view thereof;  
 FIG. 3 is a rear elevation view thereof;  
 FIG. 4 is a left side elevation view thereof;  
 FIG. 5 is a right side elevation view thereof;  
 FIG. 6 is a top plan view thereof; and,  
 FIG. 7 is a bottom plan view thereof.  
 The broken lines shown illustrate portions of the sealed jar that form no part of the claimed design.

**1 Claim, 7 Drawing Sheets**



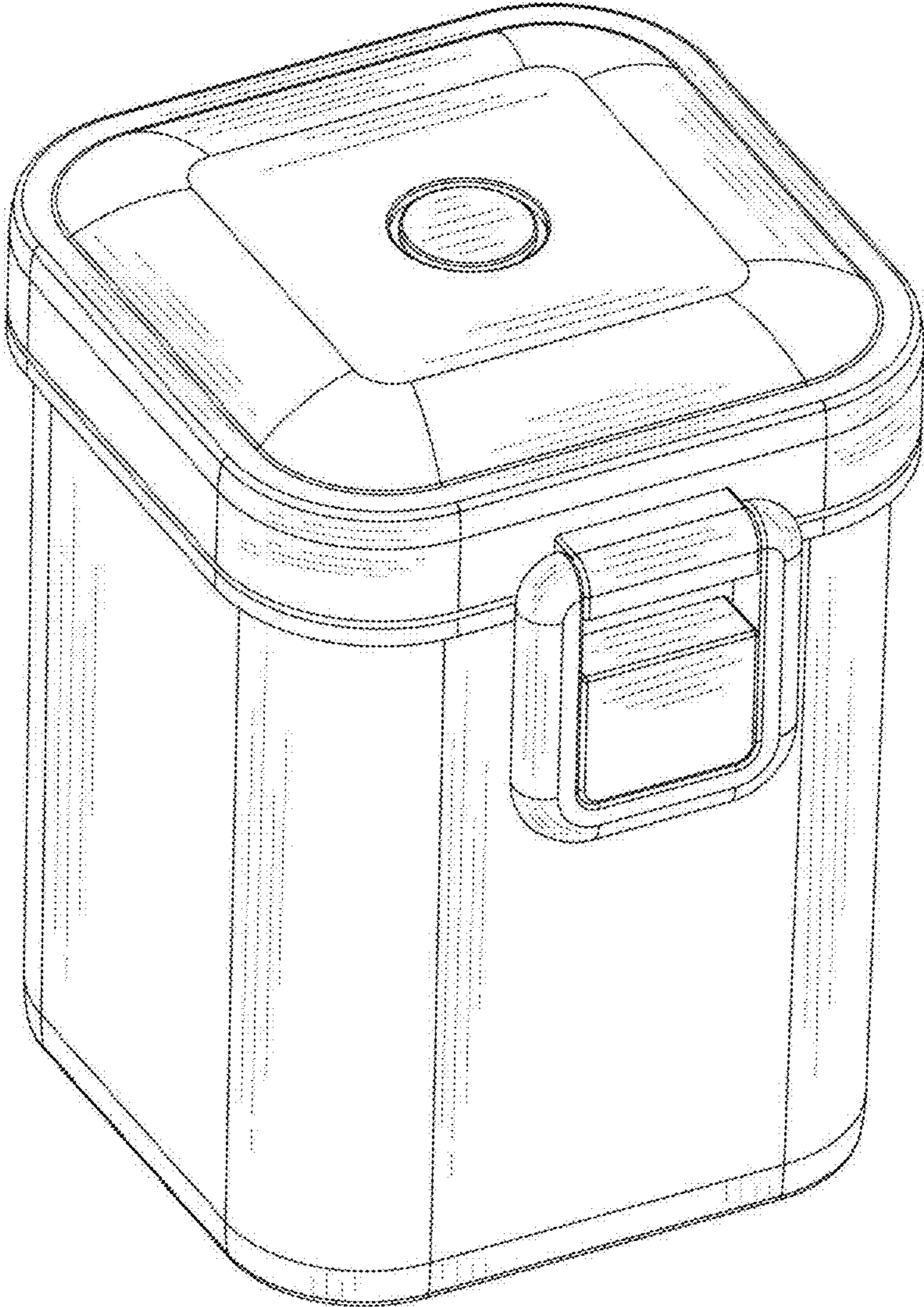


FIG. 1

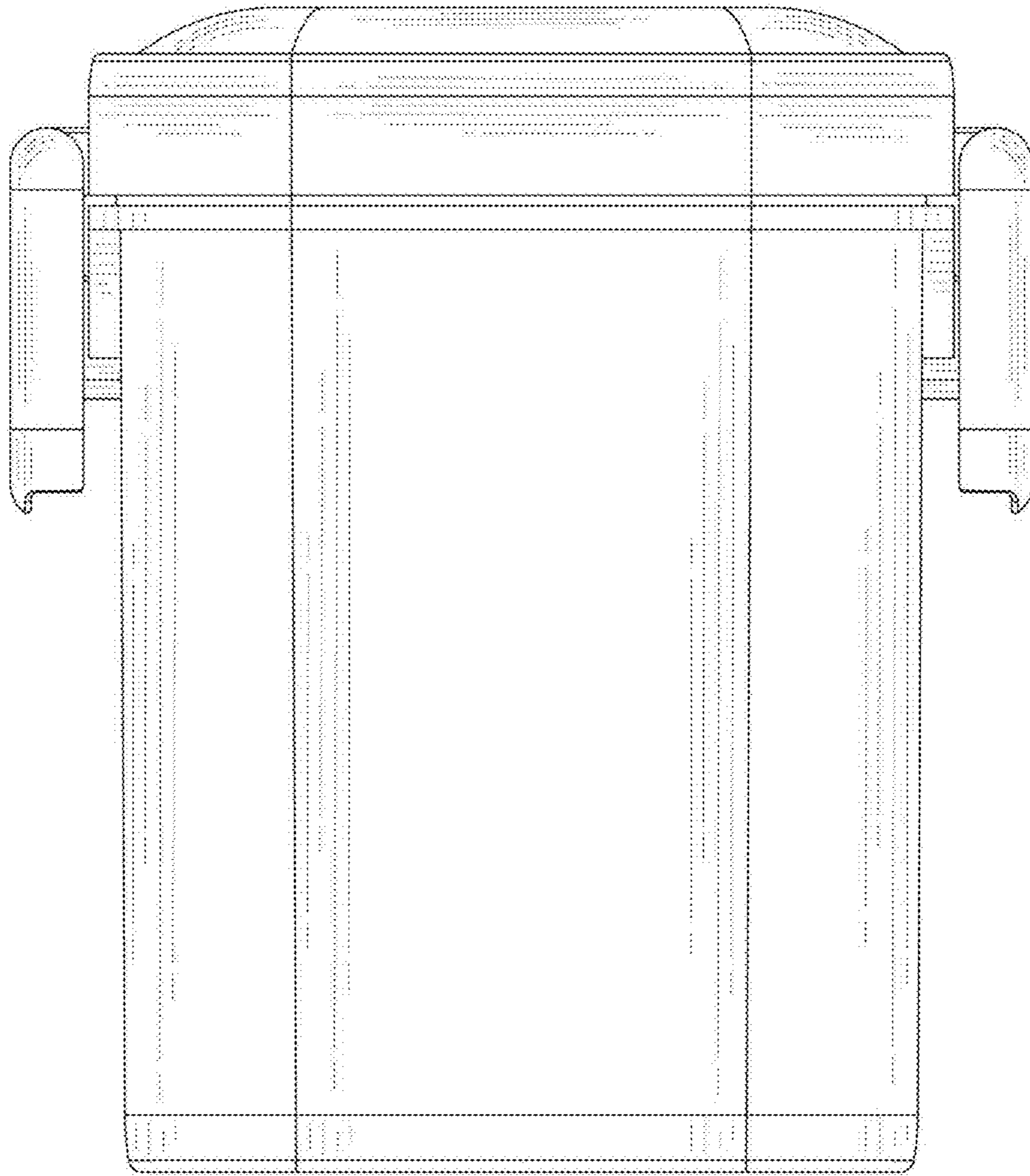


FIG. 2




FIG. 3

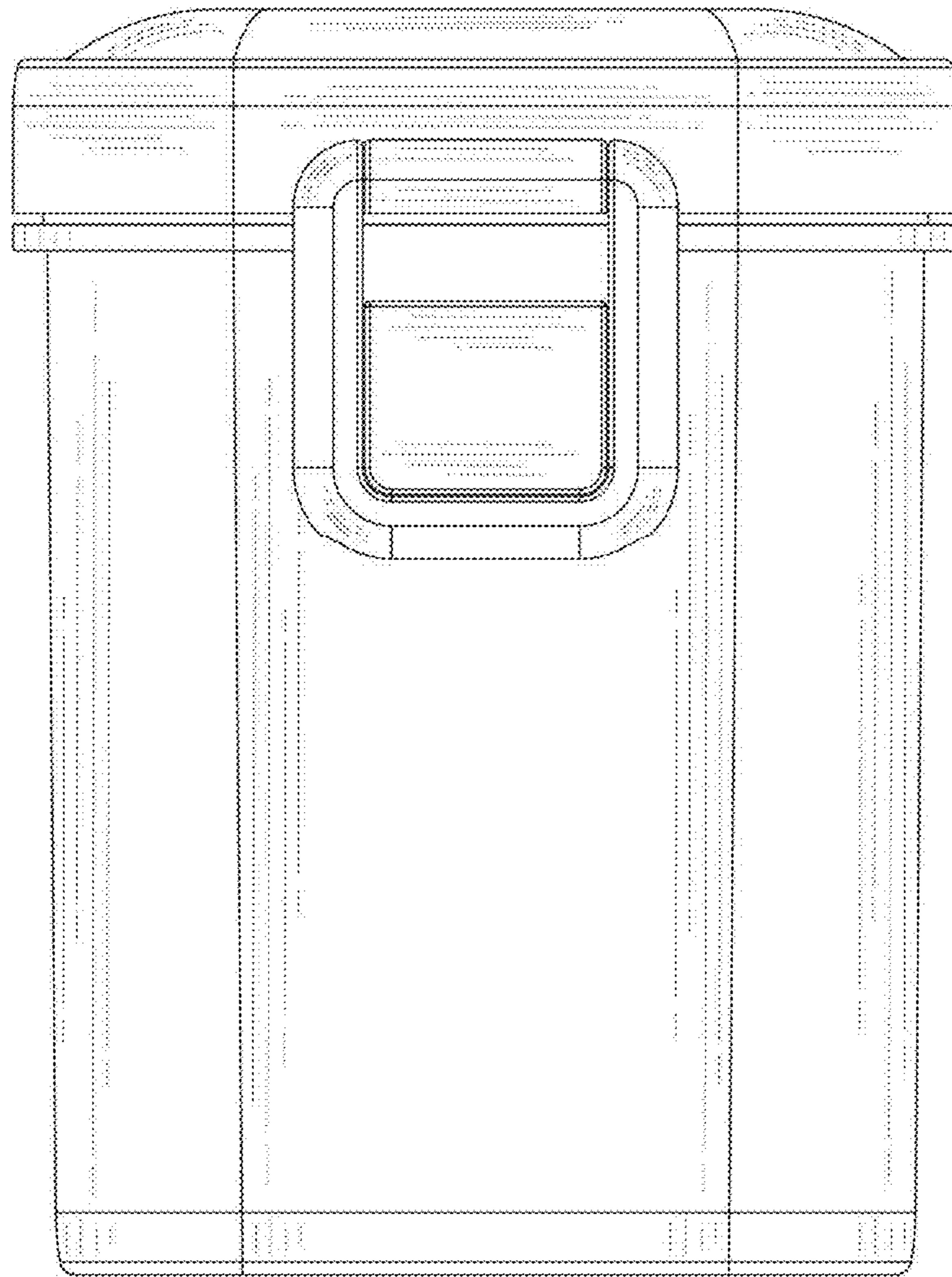


FIG. 4

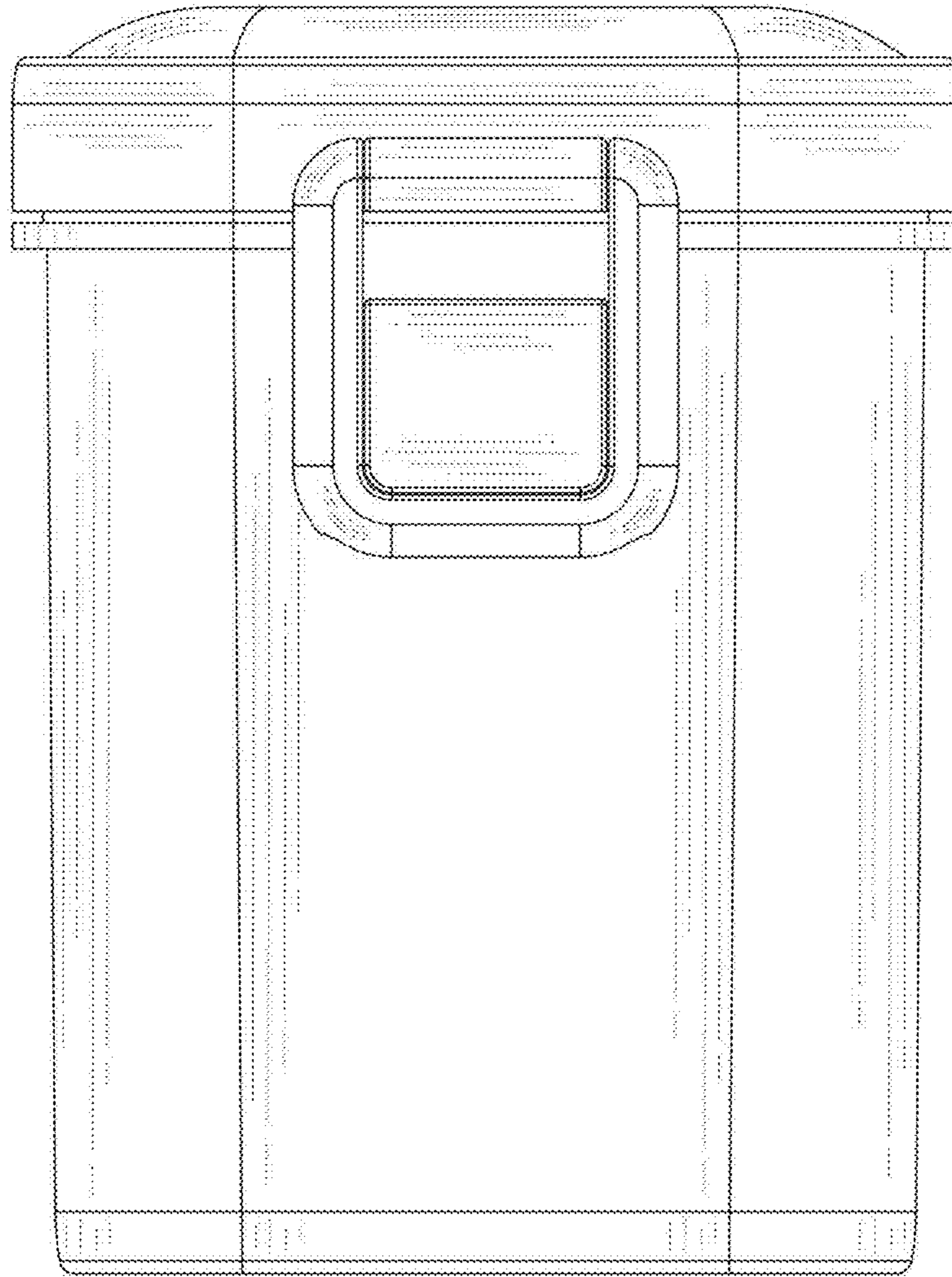


FIG. 5

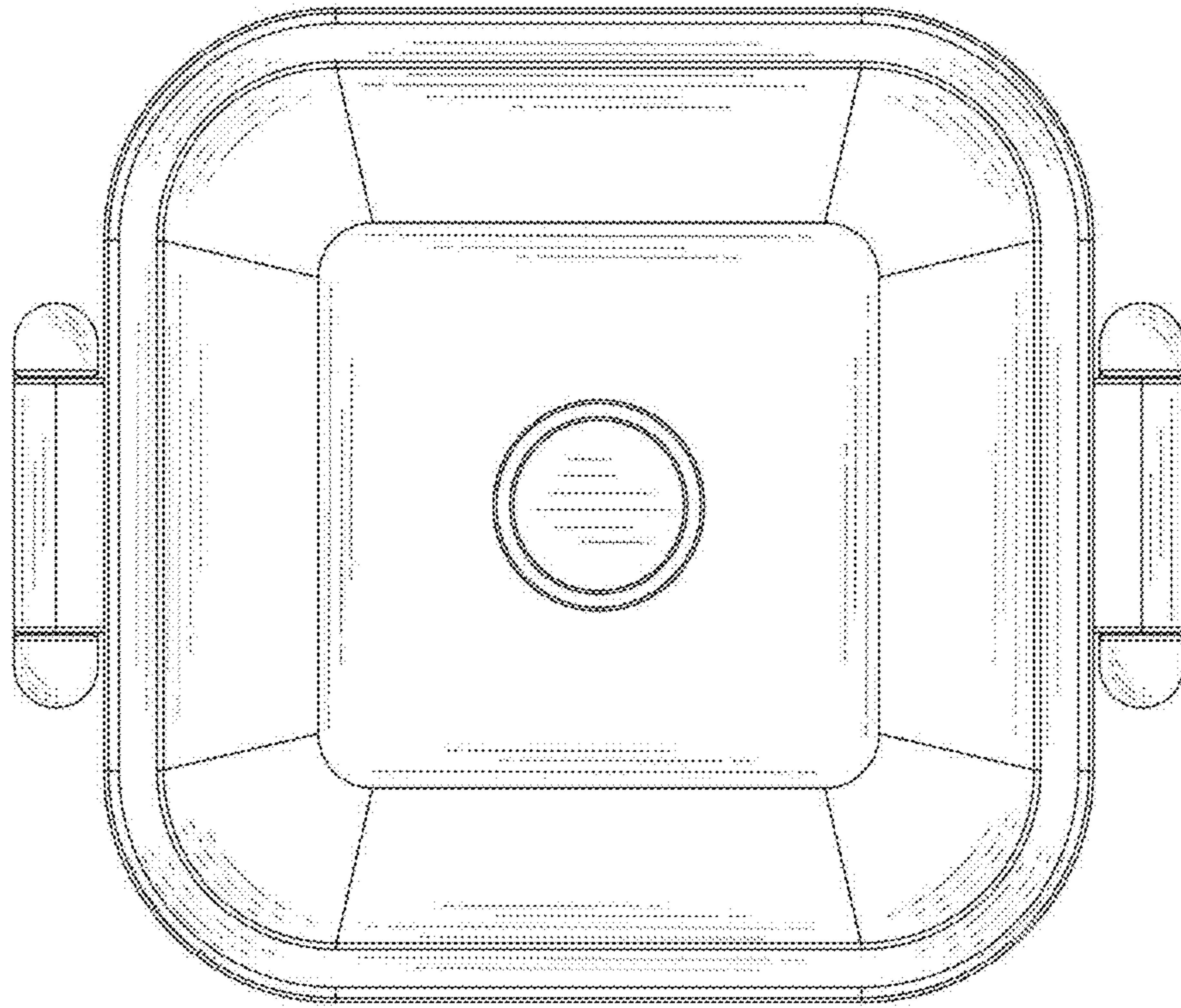


FIG. 6

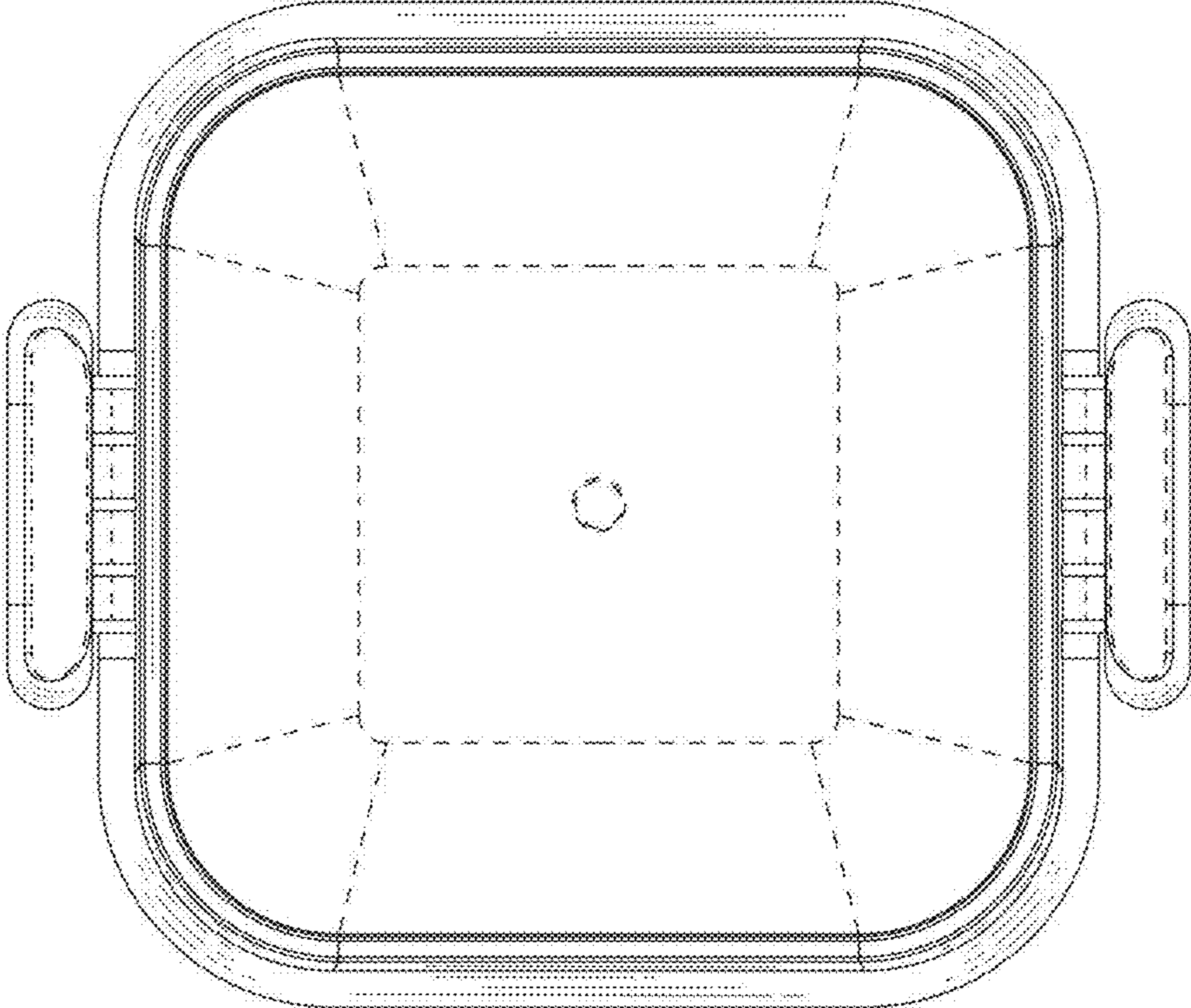


FIG. 7