



US00D981773S

(12) **United States Design Patent**  
**Zhai**

(10) **Patent No.:** **US D981,773 S**  
(45) **Date of Patent:** **\*\* Mar. 28, 2023**

(54) **STORAGE RACK**

(71) Applicant: **Qionge Zhai**, Yingshan (CN)

(72) Inventor: **Qionge Zhai**, Yingshan (CN)

(\*\*) Term: **15 Years**

(21) Appl. No.: **29/766,373**

(22) Filed: **Jan. 14, 2021**

(51) **LOC (14) Cl.** ..... **06-06**

(52) **U.S. Cl.**  
USPC ..... **D6/675.2**

(58) **Field of Classification Search**  
USPC ..... D6/672, 675–675.1, 675.2, 682–682.1,  
D6/683, 683.1; D3/304–306; D19/75, 90  
CPC ..... A47B 47/00; A47B 47/02; A47B 63/00;  
A47B 63/06; A47F 5/0018; A47F 5/0025;  
A47F 5/0031

See application file for complete search history.

(56) **References Cited**

**U.S. PATENT DOCUMENTS**

3,280,989	A *	10/1966	Melvin	.....	A47F 5/01 211/187
D207,437	S *	4/1967	Oliver	.....	D6/675.2
D341,459	S *	11/1993	Yang	.....	D34/21
D436,239	S *	1/2001	Walsh	.....	D34/21
D450,481	S *	11/2001	Post	.....	D6/675.2
D471,381	S *	3/2003	Yamaguchi	.....	D6/675.2
D568,635	S *	5/2008	Klein	.....	D6/675.2
D683,567	S *	6/2013	Hsu	.....	D6/675.2
D739,681	S *	9/2015	Bee	.....	D7/600.4

D764,844	S *	8/2016	Hsu	.....	D6/683.1
10,051,979	B2 *	8/2018	Kuo	.....	A47B 73/006
D839,644	S *	2/2019	Tuang	.....	D6/683.1
D888,432	S *	6/2020	Chen	.....	D3/318
D914,409	S *	3/2021	Xu	.....	D6/675.2
D923,369	S *	6/2021	Su	.....	D6/675.2
D942,230	S *	2/2022	Yao	.....	D7/704
D944,042	S *	2/2022	Chen	.....	D6/675.2
D946,942	S *	3/2022	Wu	.....	D6/675.3
D970,270	S *	11/2022	Dai	.....	D3/313
D970,975	S *	11/2022	Zhou	.....	D7/600.4
2010/0288717	A1 *	11/2010	Morandi	.....	A47B 55/02 211/187

\* cited by examiner

*Primary Examiner* — Kelley A Donnelly

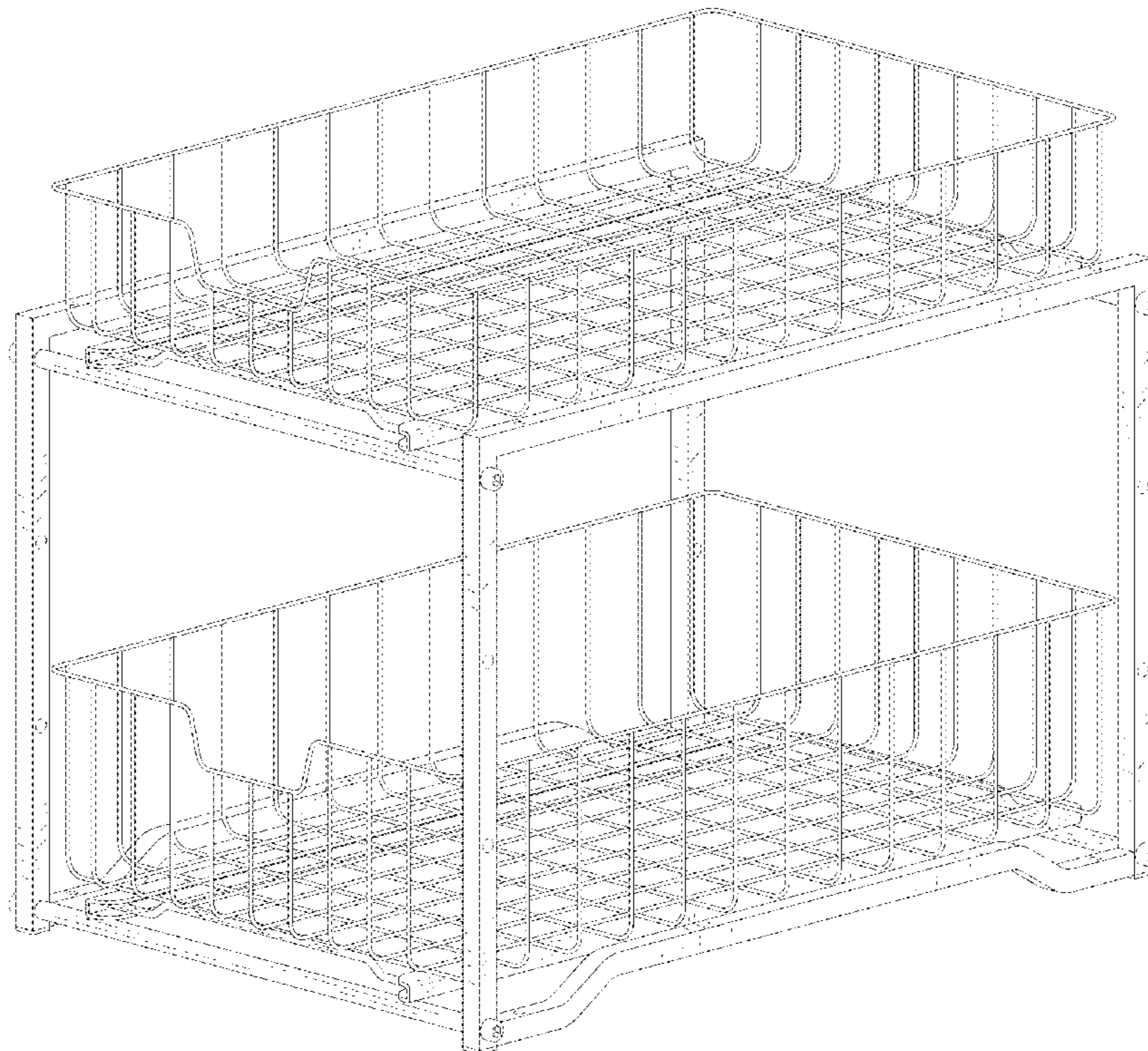
(57) **CLAIM**

The ornamental design for a storage rack, as shown and described.

**DESCRIPTION**

FIG. 1 is a perspective view of a storage rack showing my/our new design;  
FIG. 2 is a front view thereof;  
FIG. 3 is a back view thereof;  
FIG. 4 is a left side view thereof;  
FIG. 5 is a right side view thereof;  
FIG. 6 is a top view thereof;  
FIG. 7 is a bottom view thereof; and,  
FIG. 8 is a another perspective view of two storage racks in stacking status.  
The broken lines in the drawing depict environmental subject matter only and form no part of the claimed design.

**1 Claim, 8 Drawing Sheets**



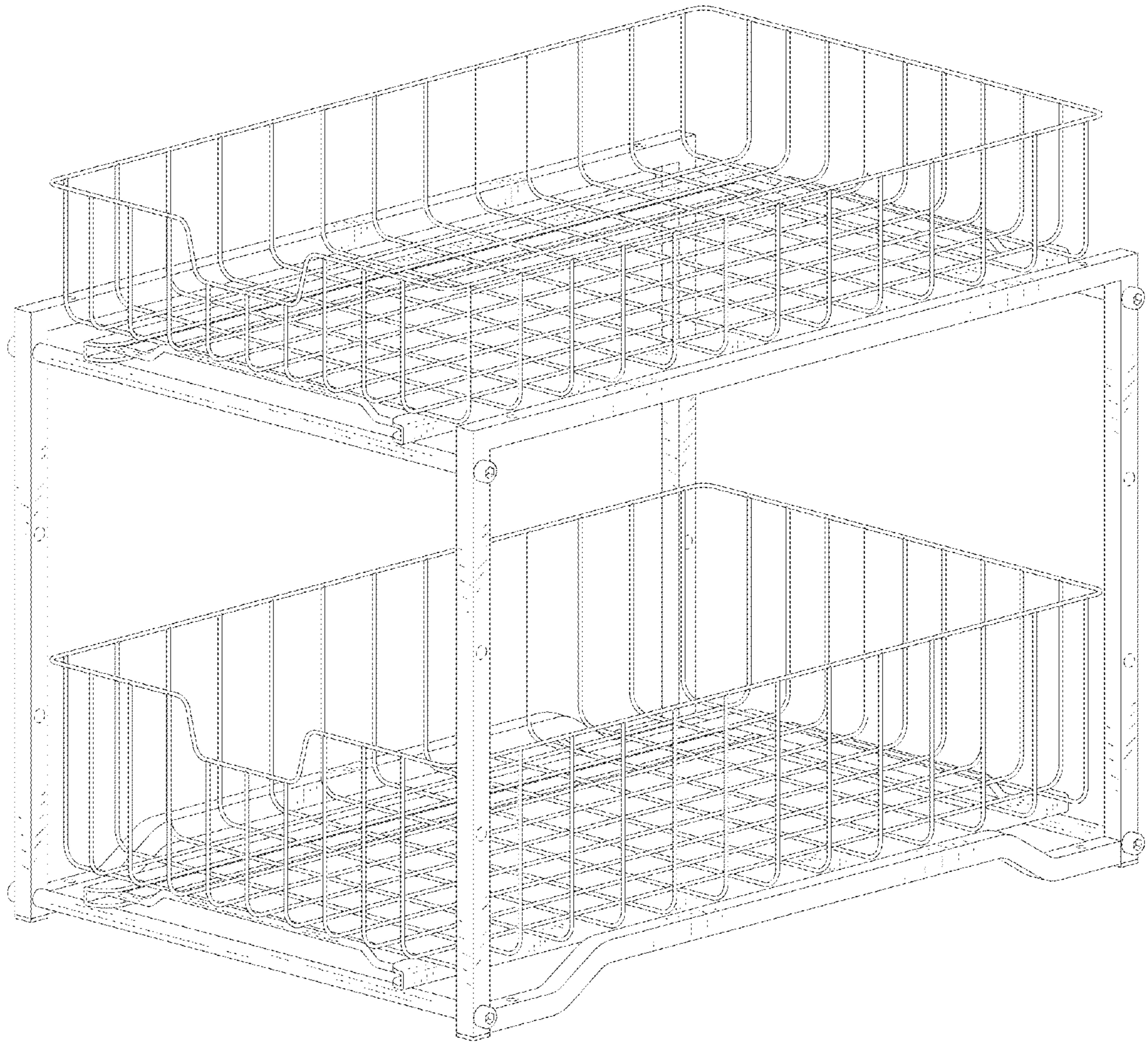


FIG.1

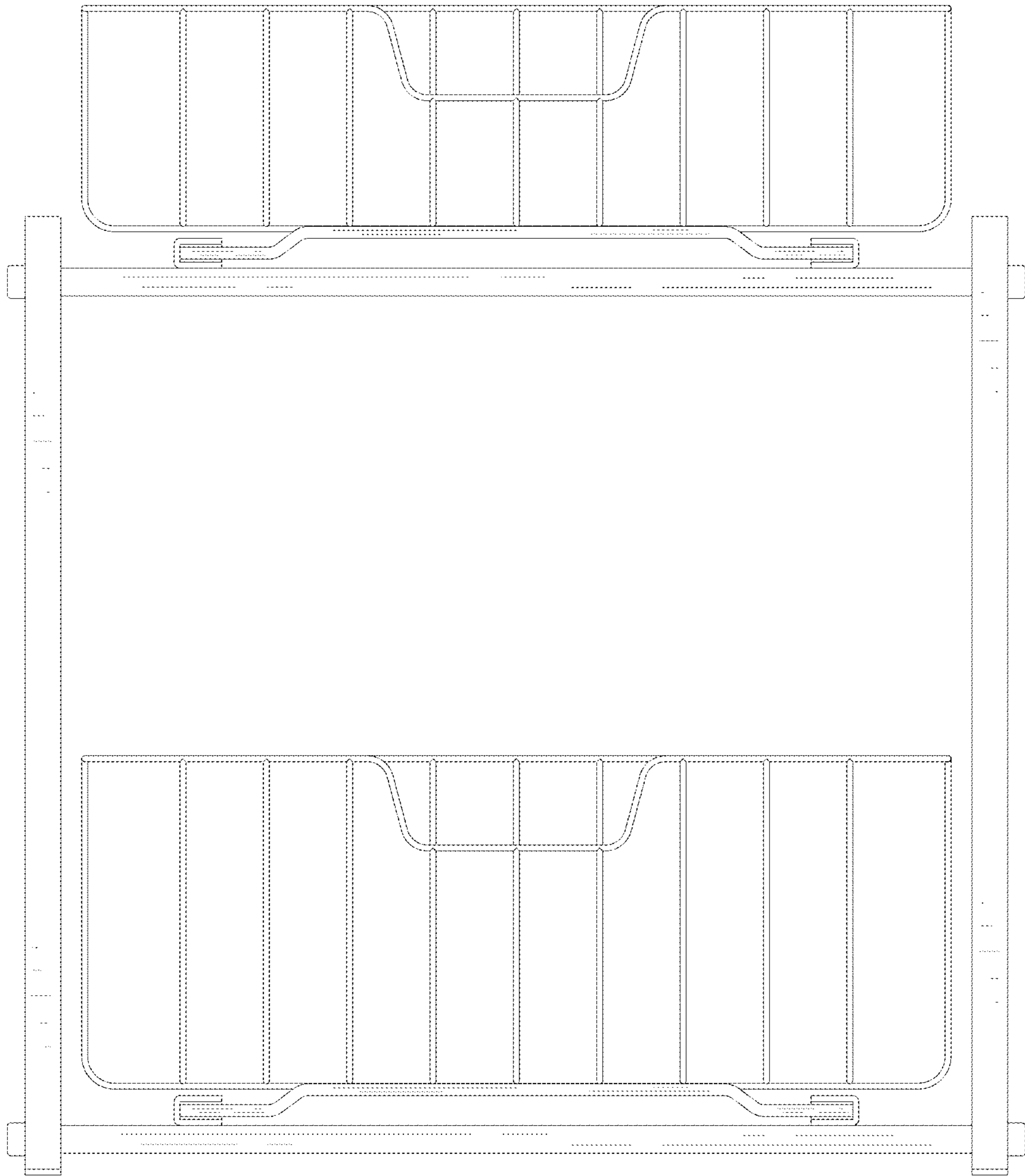


FIG. 2

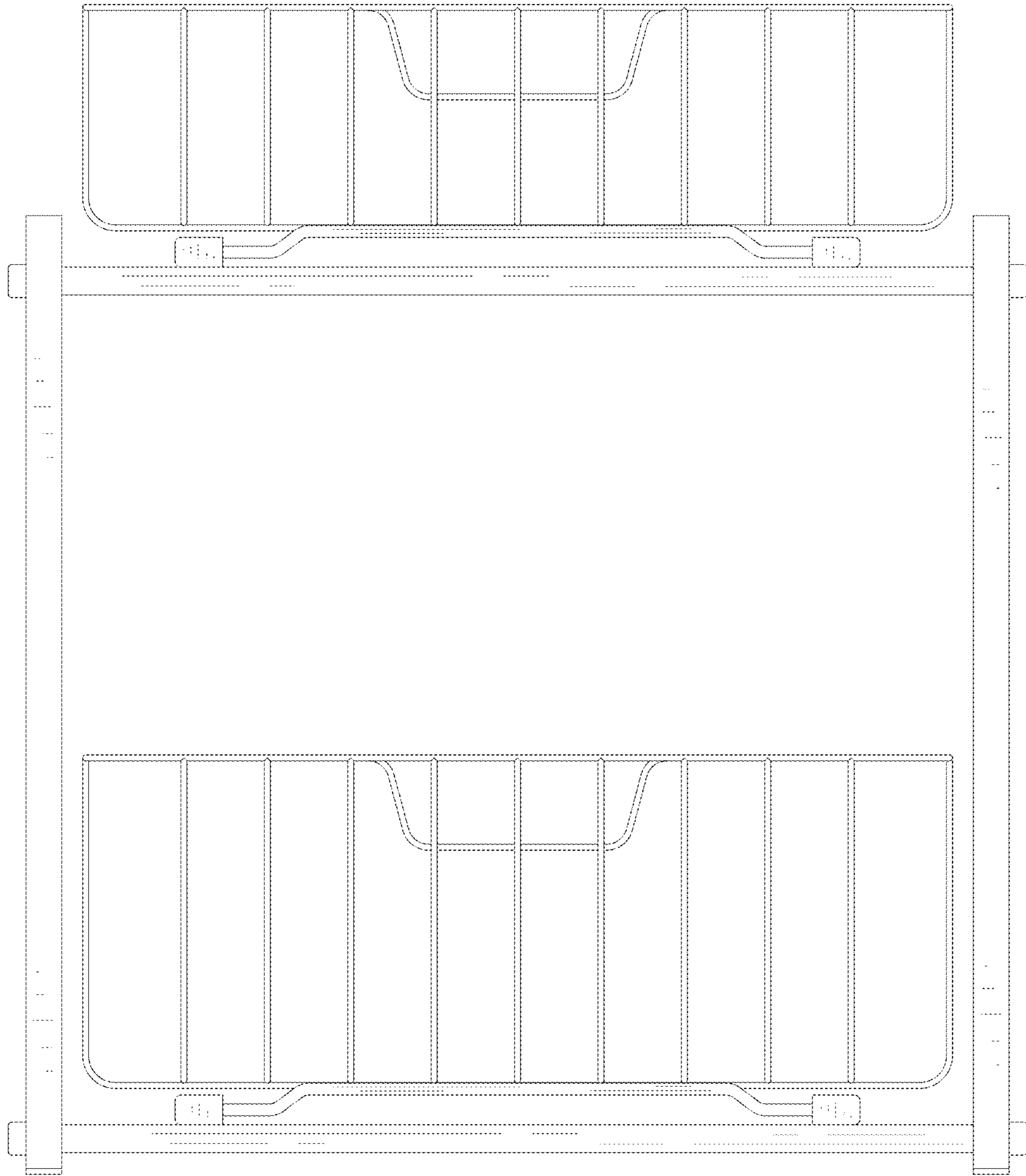


FIG. 3




FIG. 4




FIG. 5




FIG. 6




FIG. 7






FIG. 8