



US00D981770S

(12) **United States Design Patent**
Xiao

(10) **Patent No.:** **US D981,770 S**
(45) **Date of Patent:** **** Mar. 28, 2023**

(54) **TOOL CABINET**

(71) Applicant: **Henan Aobabo Technology Co., Ltd.**,
Luoyang (CN)

(72) Inventor: **Rui Xiao**, Henan Province (CN)

(**) Term: **15 Years**

(21) Appl. No.: **29/840,458**

(22) Filed: **May 29, 2022**

(51) **LOC (14) Cl.** **06-04**

(52) **U.S. Cl.**
USPC **D6/671.1**

(58) **Field of Classification Search**
USPC D6/657, 658, 663, 664, 671, 671.1,
D6/671.2, 671.3, 671.4, 672, 673, 674,
D6/675, 689
CPC A47B 43/003; A47B 43/04; A47B 55/00;
A47B 61/00; A47B 63/00; A47B 67/02;
A47B 67/04; A47B 87/00; A47B
2210/00; A47B 2220/00
See application file for complete search history.

(56) **References Cited**

U.S. PATENT DOCUMENTS

D101,222 S *	9/1936	Jiranek	D6/671.1
D102,424 S *	12/1936	Gardiner	D6/671.1
D106,296 S *	10/1937	Krick	D6/671.1
D128,006 S *	7/1941	Saltman	D6/671.1
D194,470 S *	1/1963	Parment	D6/671.1
D216,131 S *	11/1969	Ioewy	D6/657
3,767,280 A *	10/1973	McLaughlin	E05B 65/462 312/219
D241,293 S *	9/1976	Gallarate	D6/671.1
D243,901 S *	4/1977	Carter	D6/671.1
D288,638 S *	3/1987	Jones	D6/671.1
D288,753 S *	3/1987	Fuss	D6/671.1
D341,737 S *	11/1993	Shepherd	D6/705.5
D412,626 S *	8/1999	Johnson	D6/666
D433,248 S *	11/2000	Hellwig	D6/668.2

D488,328 S *	4/2004	Stanton	D6/671.1
D501,736 S *	2/2005	Kirkpatrick	D6/671.1
D503,564 S *	4/2005	Juneau	D6/671.1
D508,347 S *	8/2005	Juneau	D6/671.1
D528,824 S *	9/2006	Grosfillex	D6/671
7,275,797 B2 *	10/2007	Timmermann	A47B 47/02 312/351
D649,376 S *	11/2011	Borgonovo	D6/671.1
D733,470 S *	7/2015	Troyner	D6/671.1
D734,071 S *	7/2015	Zhao	D6/671.1

(Continued)

OTHER PUBLICATIONS

Manhattan, posted at amazon.com, posted on Nov. 13, 2018, site visited Jul. 22, 2022. online, available from internet: <https://www.amazon.com/Manhattan-Comfort-Fortress-Collection-Convenient/dp/B073R4PFYJ/> (Year: 2018).*

(Continued)

Primary Examiner — Catherine Ho
(74) *Attorney, Agent, or Firm* — Che-Yang Chen; Law Office of Michael Chen

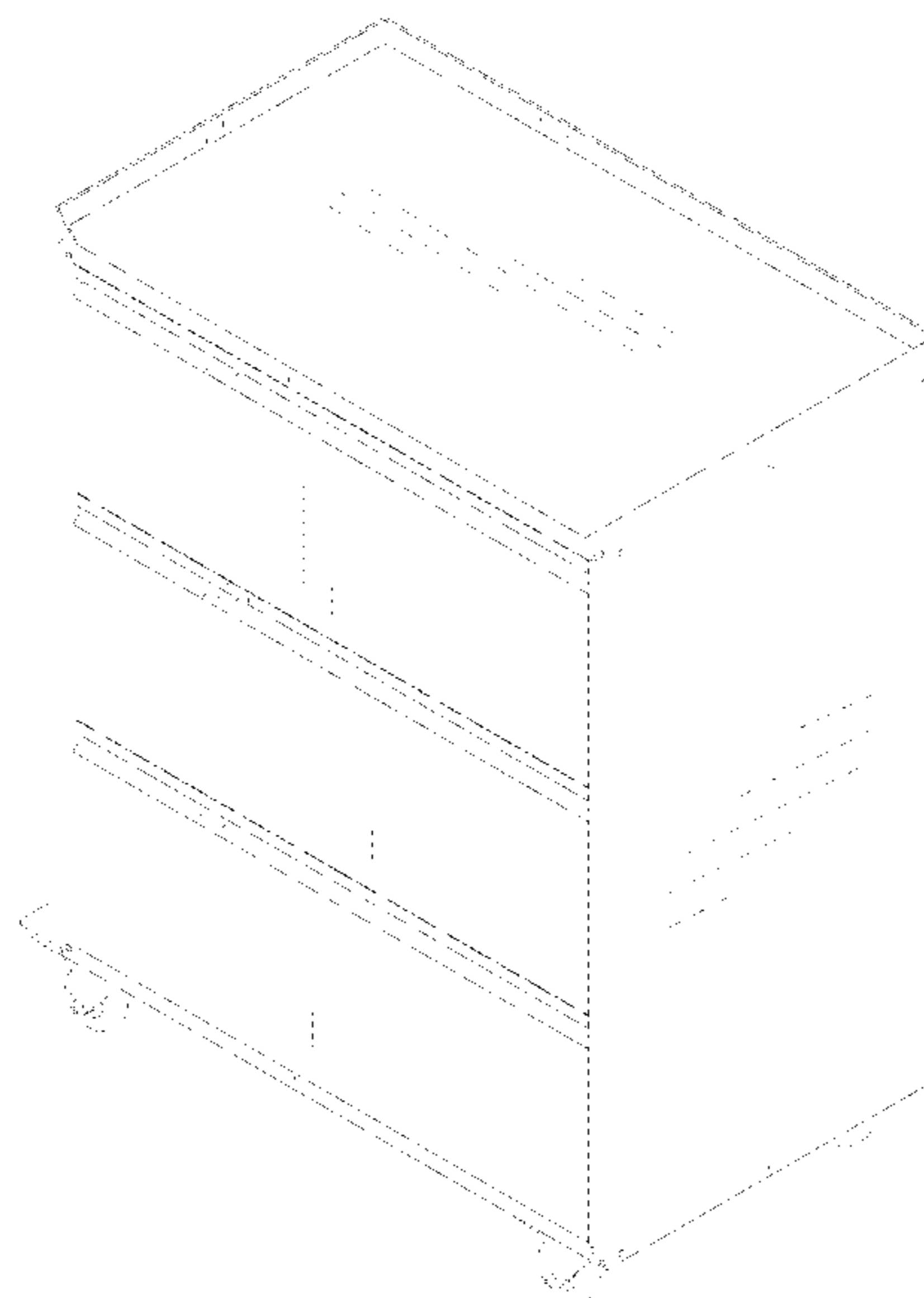
(57) **CLAIM**

The ornamental design for a tool cabinet, as shown and described.

DESCRIPTION

FIG. 1 is a top perspective view of a tool cabinet showing my new design;
FIG. 2 is a bottom perspective view thereof;
FIG. 3 is a front elevational view thereof;
FIG. 4 is a rear elevational view thereof;
FIG. 5 is a left side elevational view thereof;
FIG. 6 is a right side elevational view thereof;
FIG. 7 is a top plan view thereof; and,
FIG. 8 is a bottom plan view thereof.
The broken lines shows portions of the article that forms no part of the claimed design.

1 Claim, 8 Drawing Sheets



(56)

References Cited

U.S. PATENT DOCUMENTS

D770,815	S	*	11/2016	Jackson	D6/671.1
D784,736	S	*	4/2017	Chen	D6/671.1
D826,290	S	*	8/2018	Kim	D15/79
D838,527	S		1/2019	Liu		
D855,322	S	*	8/2019	Yamamoto	D3/297
D855,986	S	*	8/2019	Yamamoto	D3/297
D866,224	S	*	11/2019	Birch	D6/657
D867,791	S	*	11/2019	Birch	D6/671
D868,508	S		12/2019	Sprong et al.		
D891,156	S	*	7/2020	Sumlin	D6/671.1
D896,008	S	*	9/2020	Xiao	D6/671.1
D913,729	S	*	3/2021	Xiao	D6/671.1
D927,230	S	*	8/2021	Stravitz	D6/671.1
D928,926	S	*	8/2021	Luo	D23/286
D930,128	S	*	9/2021	Luo	D23/286
D930,404	S	*	9/2021	Xiao	D6/671.1
D935,810	S	*	11/2021	Davis	D6/671.1
D936,399	S	*	11/2021	Packer	D6/671.1
D941,617	S	*	1/2022	Kobayashi	D6/671.1
2006/0103278	A1	*	5/2006	Bousquet	E05B 65/46 312/332.1

OTHER PUBLICATIONS

Reemoon 1 drawer, posted at amazon.com, posted on Jul. 15, 2022, site visited Jul. 22, 2022. online, available from internet: <https://www.amazon.com/dp/B0B6N8T1BN/> (Year: 2022).*

Reemoon 3 drawer, posted at amazon.com, posted on Jul. 15, 2022, site visited Jul. 22, 2022. online, available from internet: <https://www.amazon.com/dp/B0B6NLMXNQ/> (Year: 2022).*

* cited by examiner




FIG. 1

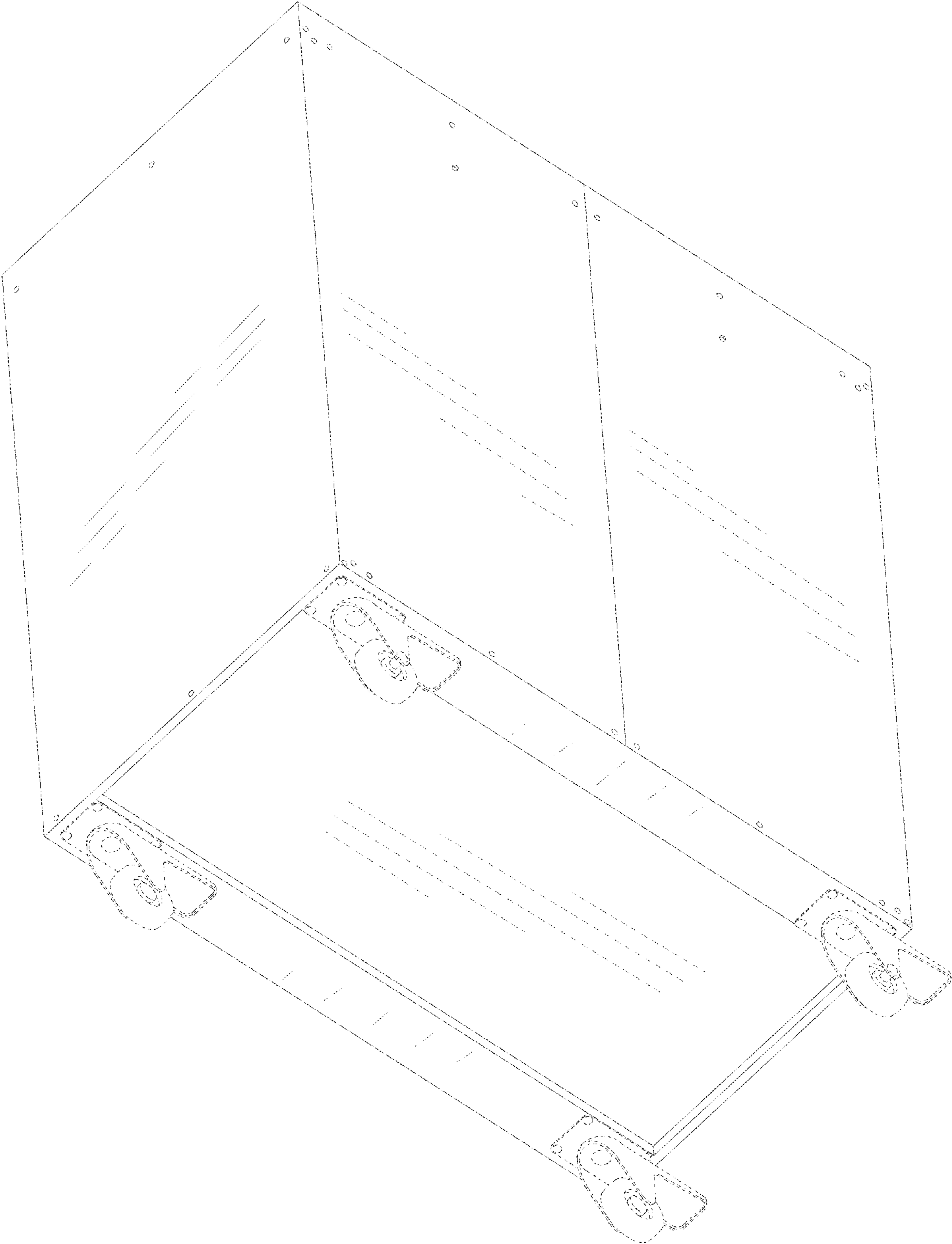


FIG.2




FIG. 3




FIG. 4




FIG. 5




FIG. 6




FIG. 7




FIG. 8