



US00D981768S

(12) **United States Design Patent** (10) **Patent No.:** **US D981,768 S**  
**Wang** (45) **Date of Patent:** **\*\* Mar. 28, 2023**

(54) **CABINET WITH DRAWERS**

(71) Applicant: **Lifeng Wang**, Luoyang (CN)

(72) Inventor: **Lifeng Wang**, Luoyang (CN)

(\*\*) Term: **15 Years**

(21) Appl. No.: **29/858,989**

(22) Filed: **Nov. 7, 2022**

(51) **LOC (14) Cl.** ..... **06-04**

(52) **U.S. Cl.**  
USPC ..... **D6/671**

(58) **Field of Classification Search**

USPC ..... D6/663, 664, 671, 671.1, 671.2, 671.3,  
D6/671.4, 661, 665; D99/28  
CPC ..... A47B 47/00; A47B 17/04; A47B 45/00;  
A47B 47/03; A47B 47/04; A47B 63/00;  
A47B 67/00; A47B 67/04; A47B 88/00;  
A47B 88/40; A47B 88/42  
See application file for complete search history.

(56) **References Cited**

**U.S. PATENT DOCUMENTS**

D391,785 S	*	3/1998	Zaidman	.....	D6/671.1
D402,825 S	*	12/1998	Zaidman	.....	D6/671.1
D499,581 S	*	12/2004	McDaniel	.....	D6/671.2
D508,796 S	*	8/2005	Juneau	.....	D6/671.1
D707,471 S	*	6/2014	Besseas	.....	D6/671.1
D711,169 S		8/2014	Anderson et al.		
D862,945 S		10/2019	Dratch		
D943,318 S		2/2022	Pang		
D971,648 S	*	12/2022	Xiao	.....	D6/671

**OTHER PUBLICATIONS**

36" Boost 2 Door/2 Drawer Storage Cabinet White—Room & Joy, from target.com, Retrieved Date: Dec. 21, 2022, p. 1, from https://www.target.com/p/36-boost-2-door-2-drawer-storage-cabinet-white-room-joy/-/A-52488900 (Year: 2022).\*

\* cited by examiner

*Primary Examiner* — Mimoso De

(74) *Attorney, Agent, or Firm* — Rumit Ranjit Kanakia

(57) **CLAIM**

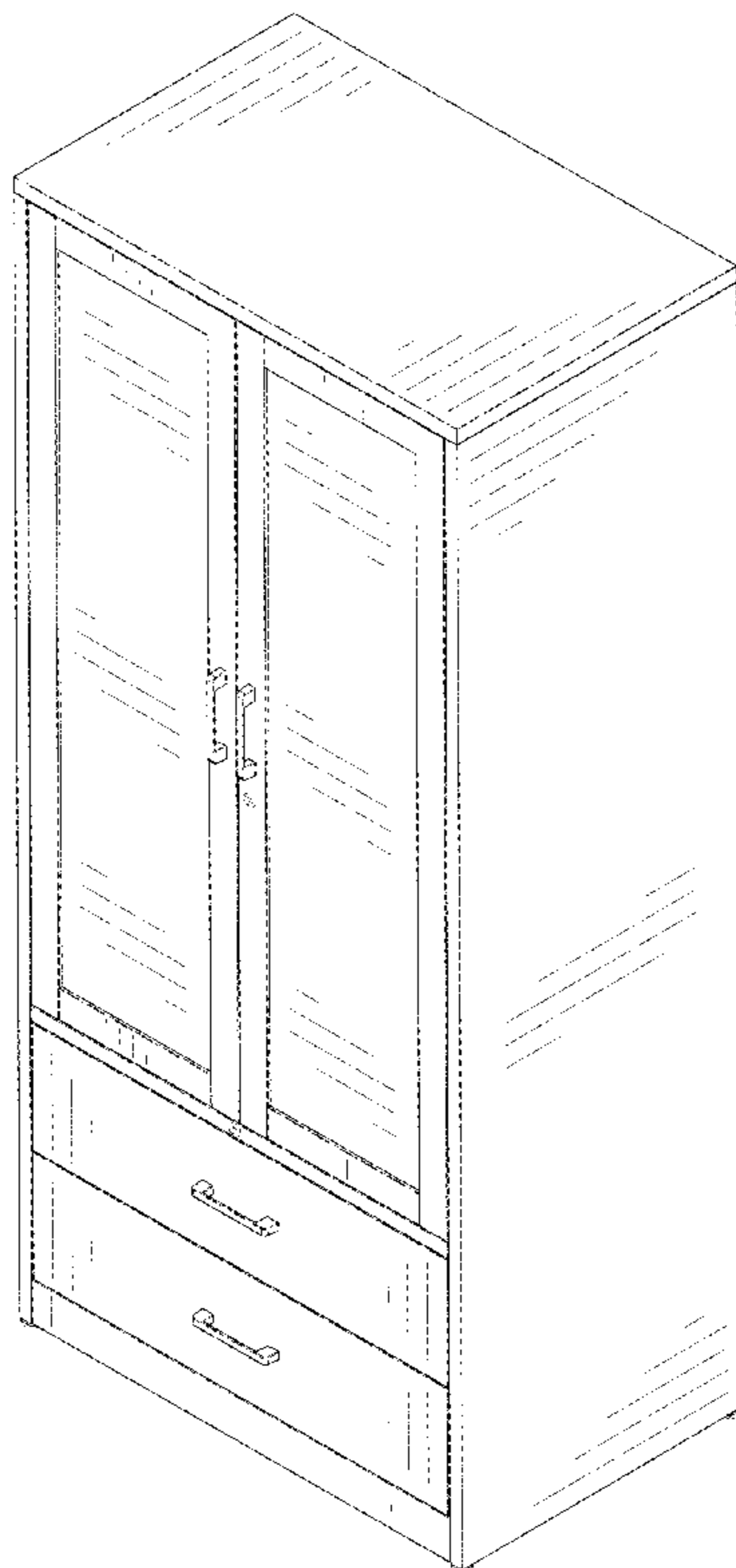
The ornamental design for a cabinet with drawers, as shown and described.

**DESCRIPTION**

FIG. 1 is a first perspective view of a cabinet with drawers showing my new design;  
FIG. 2 is a second perspective view thereof;  
FIG. 3 is a front view thereof;  
FIG. 4 is a back view thereof;  
FIG. 5 is a left side view thereof;  
FIG. 6 is a right side view thereof;  
FIG. 7 is a top view thereof;  
FIG. 8 is a bottom view thereof; and,  
FIG. 9 is an enlarged view of the selected portion 9 in FIG. 2.

The broken lines shown in the drawings depict portions of the cabinet with drawers that form no part of the claimed design.

**1 Claim, 9 Drawing Sheets**






FIG. 1




FIG. 2

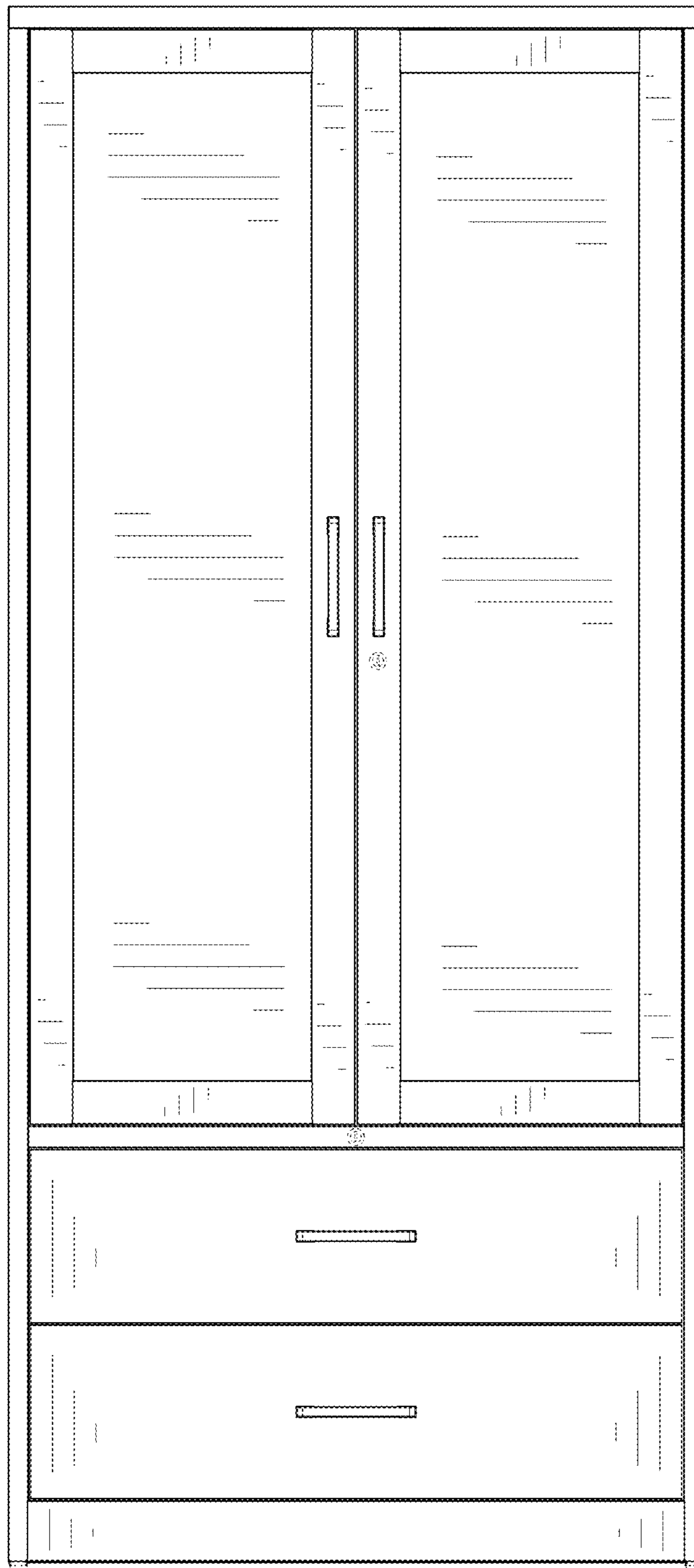


FIG. 3




FIG. 4




FIG. 5




FIG. 6

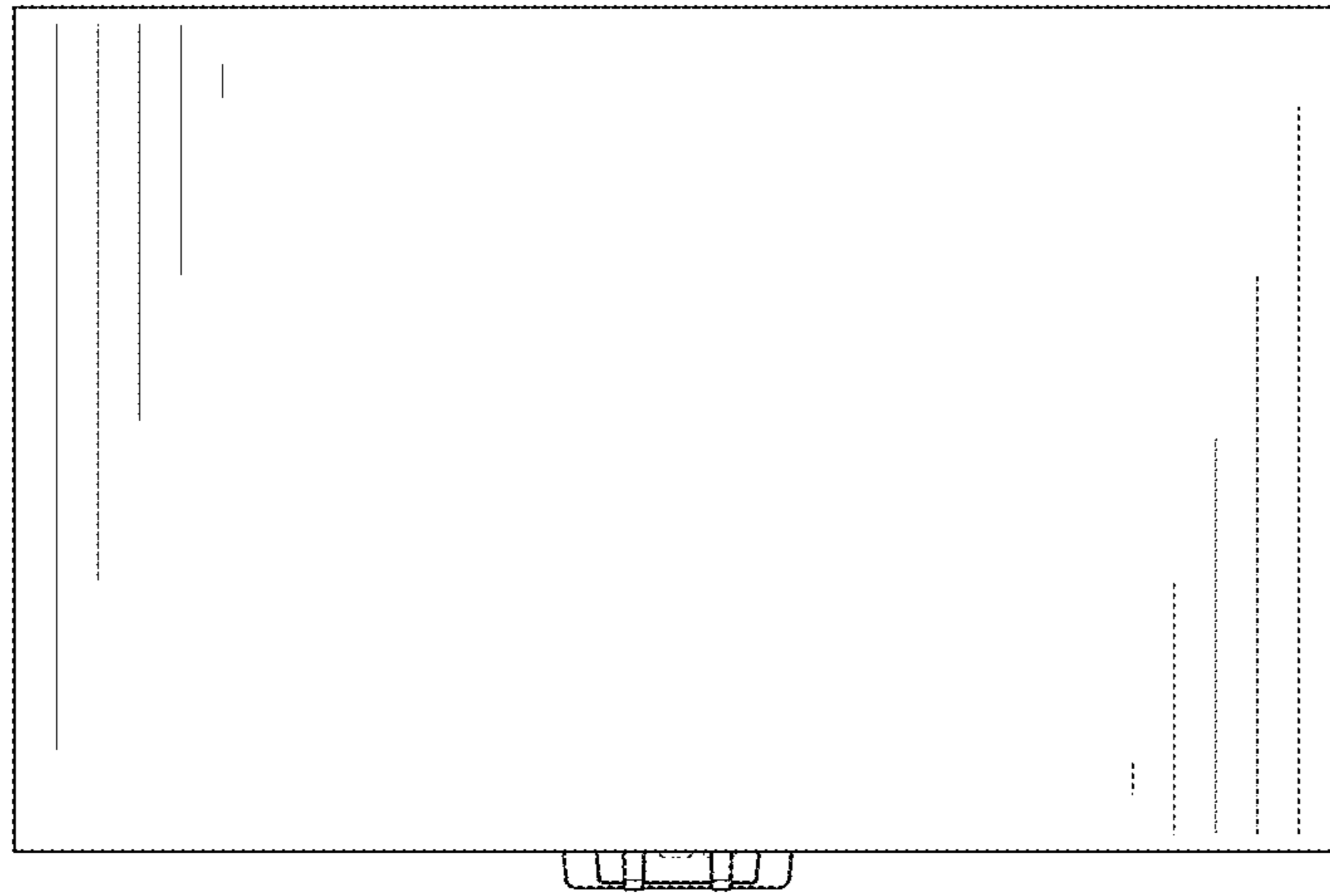


FIG. 7






FIG. 8

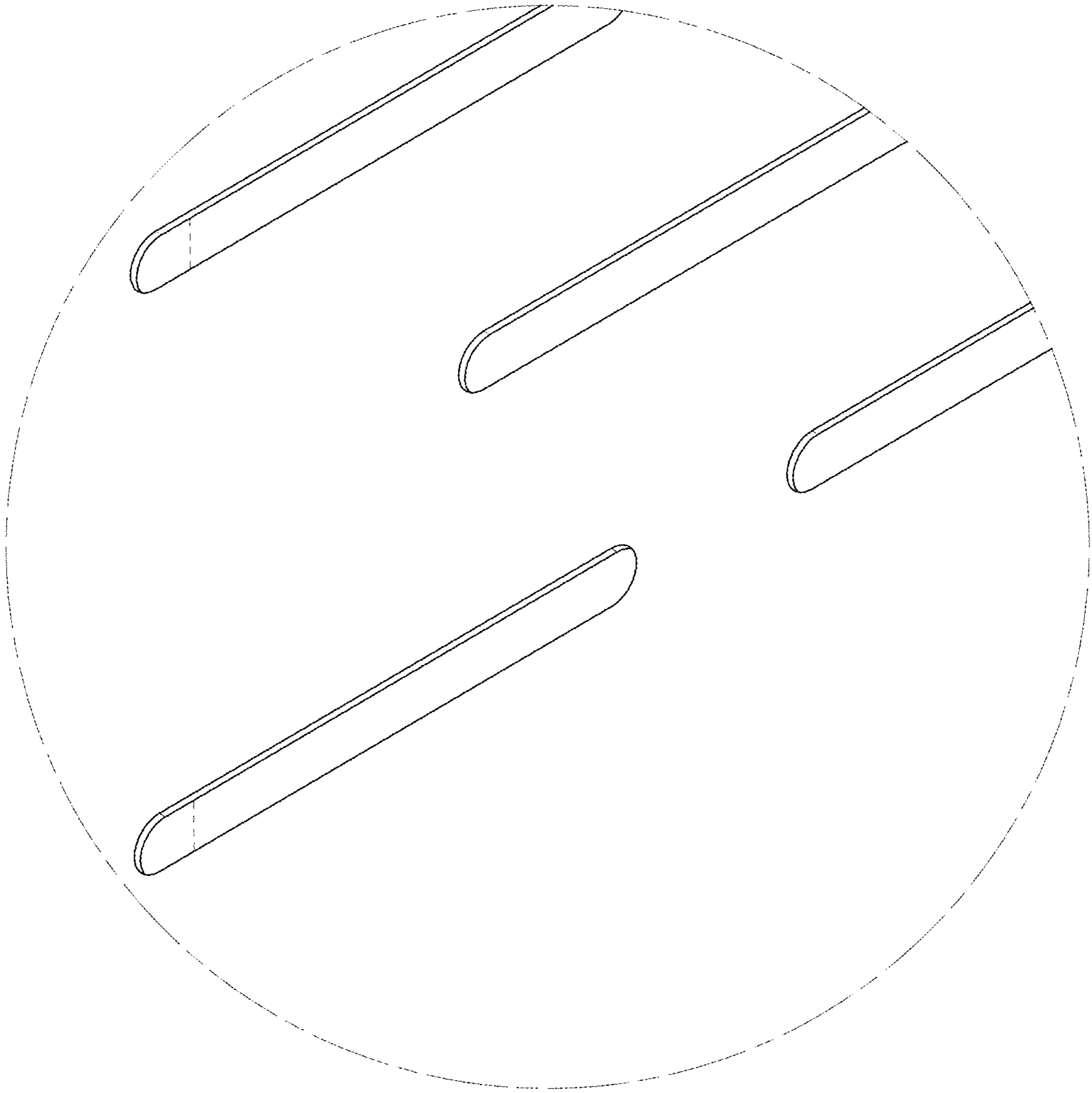


FIG. 9