



US00D981759S

(12) **United States Design Patent**  
**Yang**

(10) **Patent No.:** **US D981,759 S**

(45) **Date of Patent:** **\*\* Mar. 28, 2023**

(54) **PILLOW**

(71) Applicant: **Jingang Yang**, Sichuan (CN)

(72) Inventor: **Jingang Yang**, Sichuan (CN)

(\*\*) Term: **15 Years**

(21) Appl. No.: **29/779,486**

(22) Filed: **Apr. 19, 2021**

(51) **LOC (14) Cl.** ..... **06-09**

(52) **U.S. Cl.**  
USPC ..... **D6/601**

(58) **Field of Classification Search**

USPC ..... D6/595-601, 604, 606; D24/183, 190;  
D21/803, 809

CPC .... A47A 20/00; A47A 20/021; A47D 15/001;  
A47D 15/008; A47G 9/00; A47G 9/10;  
A47C 7/742; A47C 7/021; A47C 27/00;  
B62J 1/26

See application file for complete search history.

(56) **References Cited**

**U.S. PATENT DOCUMENTS**

D944,034 S \* 2/2022 Peng ..... D6/601  
D944,037 S \* 2/2022 Yang ..... D6/601

2022/0183484 A1\* 6/2022 Park ..... A47G 9/109

\* cited by examiner

*Primary Examiner* — Cynthia Ramirez

*Assistant Examiner* — Carrie A Matteoli

(57) **CLAIM**

The ornamental design for a pillow, as shown.

**DESCRIPTION**

FIG. 1 is a front elevational view of a pillow showing my new design;

FIG. 2 is a rear elevational view thereof;

FIG. 3 is a left side view thereof;


FIG. 4 is a right side view thereof;

FIG. 5 is a top plan view thereof;

FIG. 6 is a bottom plan view thereof; and,

FIG. 7 is a perspective view thereof.

**1 Claim, 6 Drawing Sheets**






FIG. 1

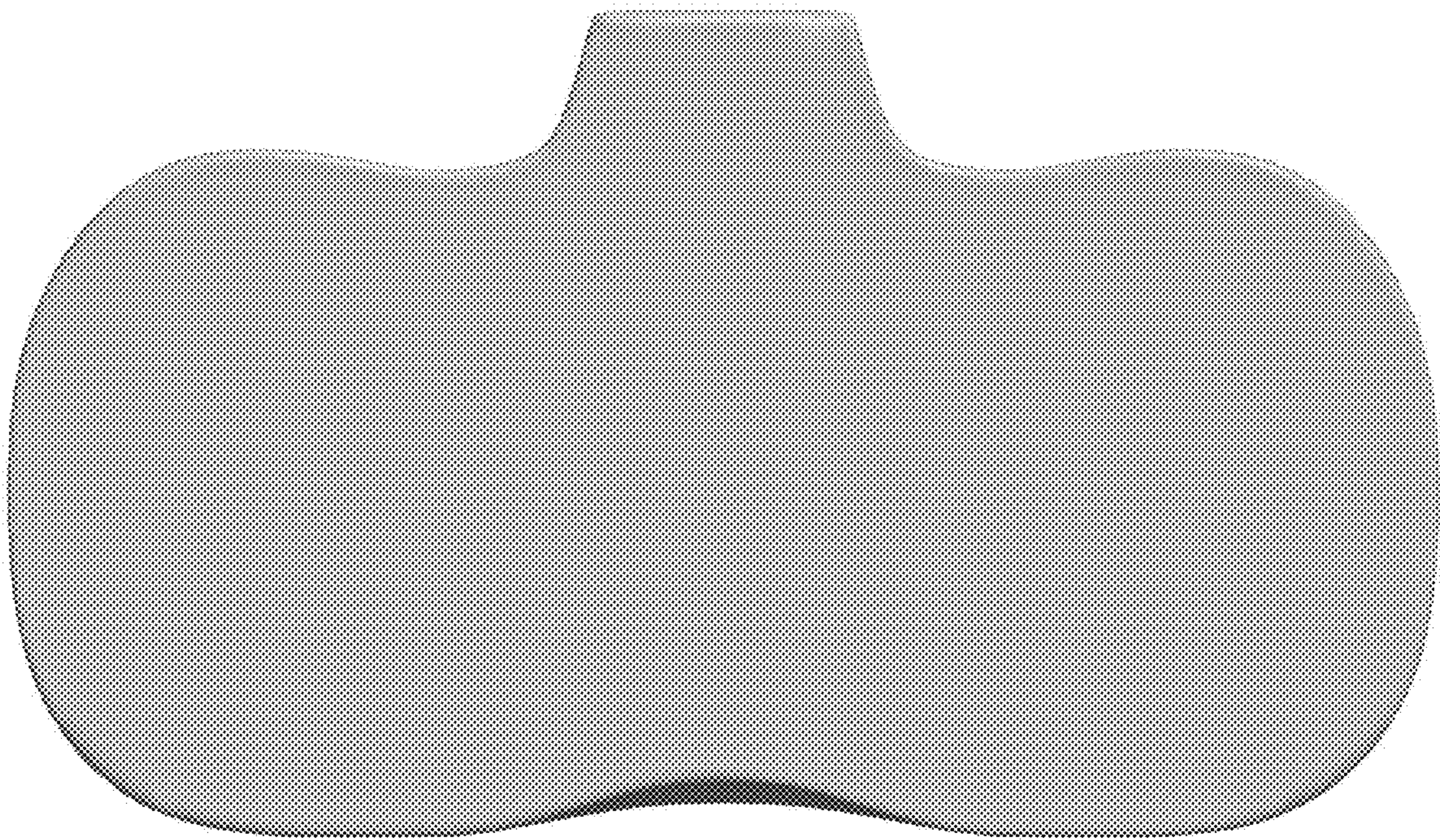


FIG. 2




FIG. 3




FIG. 4




FIG. 5




FIG. 6




FIG. 7