



US00D981738S

(12) **United States Design Patent**
Ozturk

(10) **Patent No.:** **US D981,738 S**
(45) **Date of Patent:** **** Mar. 28, 2023**

(54) **MULTIPURPOSE SHOWER/OUTDOOR BENCH**

D764,190 S 8/2016 Chang
D764,192 S * 8/2016 Gelman D6/349
D779,843 S * 2/2017 Cohen D6/349
D804,864 S * 12/2017 Hsu D6/675.1

(71) Applicant: **Cagdas Ozturk**, Allendale, NJ (US)

(72) Inventor: **Cagdas Ozturk**, Allendale, NJ (US)

(73) Assignee: **MCO & EA LLC**, Allendale, NJ (US)

(**) Term: **15 Years**

(21) Appl. No.: **29/652,988**

(22) Filed: **Feb. 2, 2021**

(51) **LOC (14) Cl.** **06-01**

(52) **U.S. Cl.**
USPC **D6/349**

(58) **Field of Classification Search**
USPC D6/523, 708.16, 675.2, 330, 334, 335,
D6/336, 337, 338, 349, 350, 351, 352,
D6/353, 370, 691-691.1
CPC A47B 47/00; A47B 47/021; A47F 7/08
See application file for complete search history.

(56) **References Cited**

U.S. PATENT DOCUMENTS

D232,340 S * 8/1974 Lax D6/675.1
D690,119 S * 9/2013 Gelman D6/349
D703,451 S * 4/2014 Gelman D6/349
D703,452 S * 4/2014 Gelman D6/349
D703,453 S * 4/2014 Gelman D6/349
D713,178 S * 9/2014 Cohen D6/675.1
D717,053 S * 11/2014 Gelman D6/349
D736,529 S * 8/2015 Cohen D6/349
D736,530 S * 8/2015 Cohen D6/349
D740,576 S * 10/2015 Cohen D6/349

OTHER PUBLICATIONS

Teak Shower Bench by TeakCraf, Amazon.co.uk, date first available Nov. 10, 2019 [online], Retrieved on Oct. 17, 2022 from URL: Teak Shower Bench 21 Inch, Fully Assembled Wood Bath Stool for Shower & Spa, The Hermod : Amazon.co.uk: DIY & Tools (Year: 2019).*

* cited by examiner

Primary Examiner — Vy N Koenig

Assistant Examiner — Michelle M Reeves

(74) *Attorney, Agent, or Firm* — Dunlap Bennett & Ludwig, PLLC


(57) **CLAIM**

The ornamental design for a multipurpose shower/outdoor bench, as shown and described.

DESCRIPTION

FIG. 1 is a left perspective view of the multipurpose shower/outdoor bench, showing my new design; FIG. 2 is a right perspective view thereof; FIG. 3 is a front view thereof; FIG. 4 is a back view thereof; FIG. 5 is a top view thereof; FIG. 6 is a bottom view thereof; FIG. 7 is a left side view thereof; and, FIG. 8 is a right side view thereof.

1 Claim, 4 Drawing Sheets



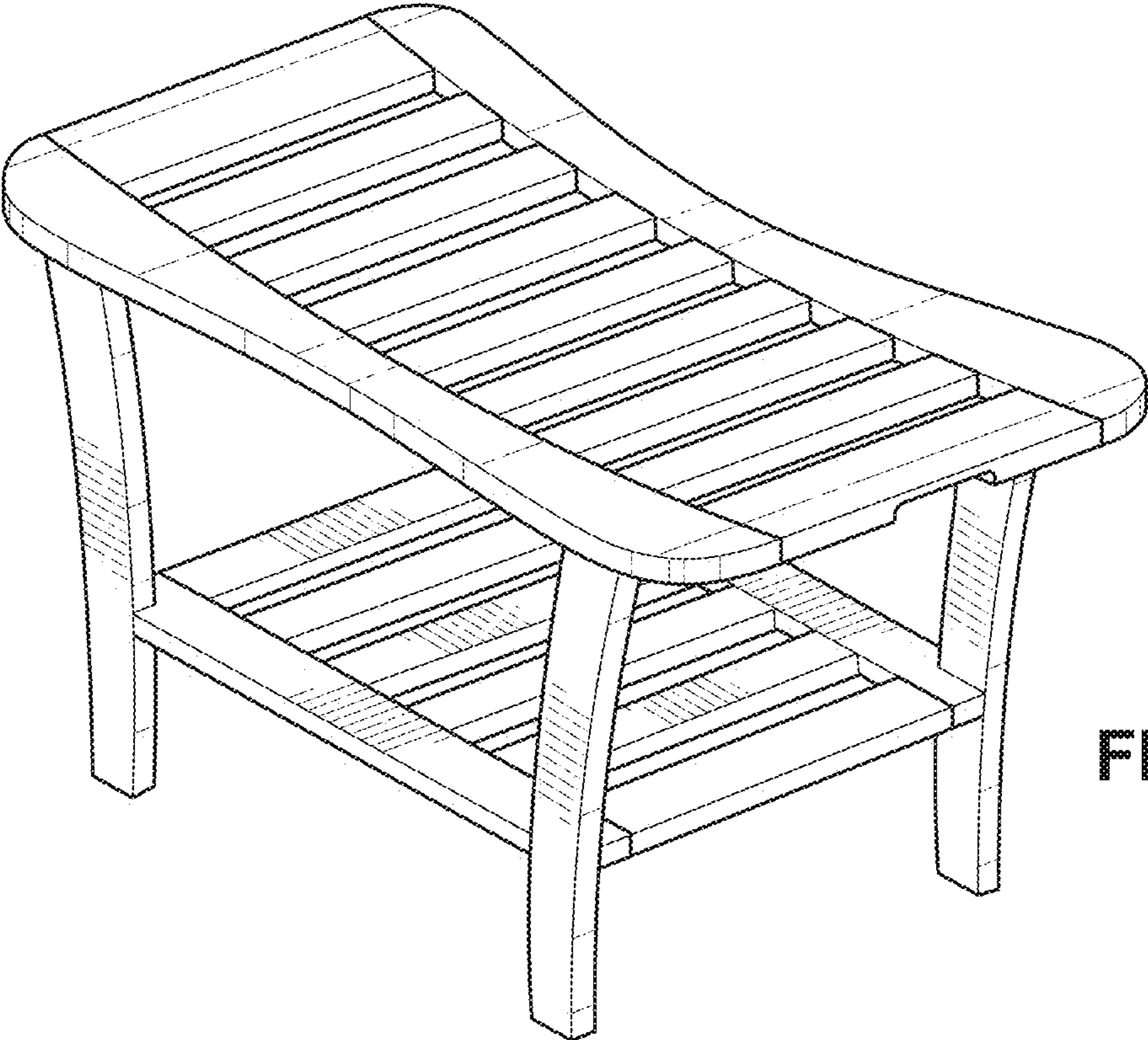


FIG. 1




FIG. 2

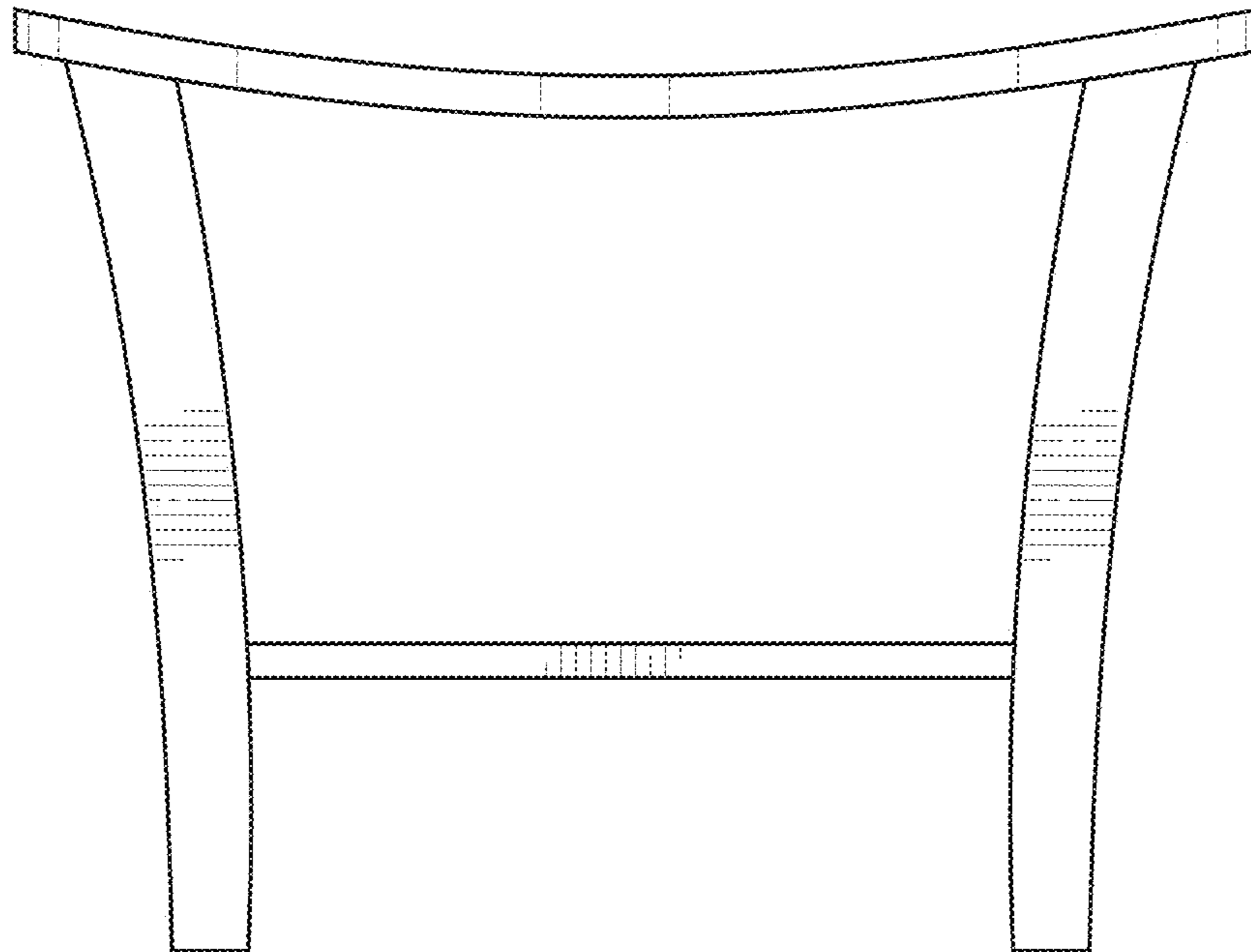


FIG. 3




FIG. 4

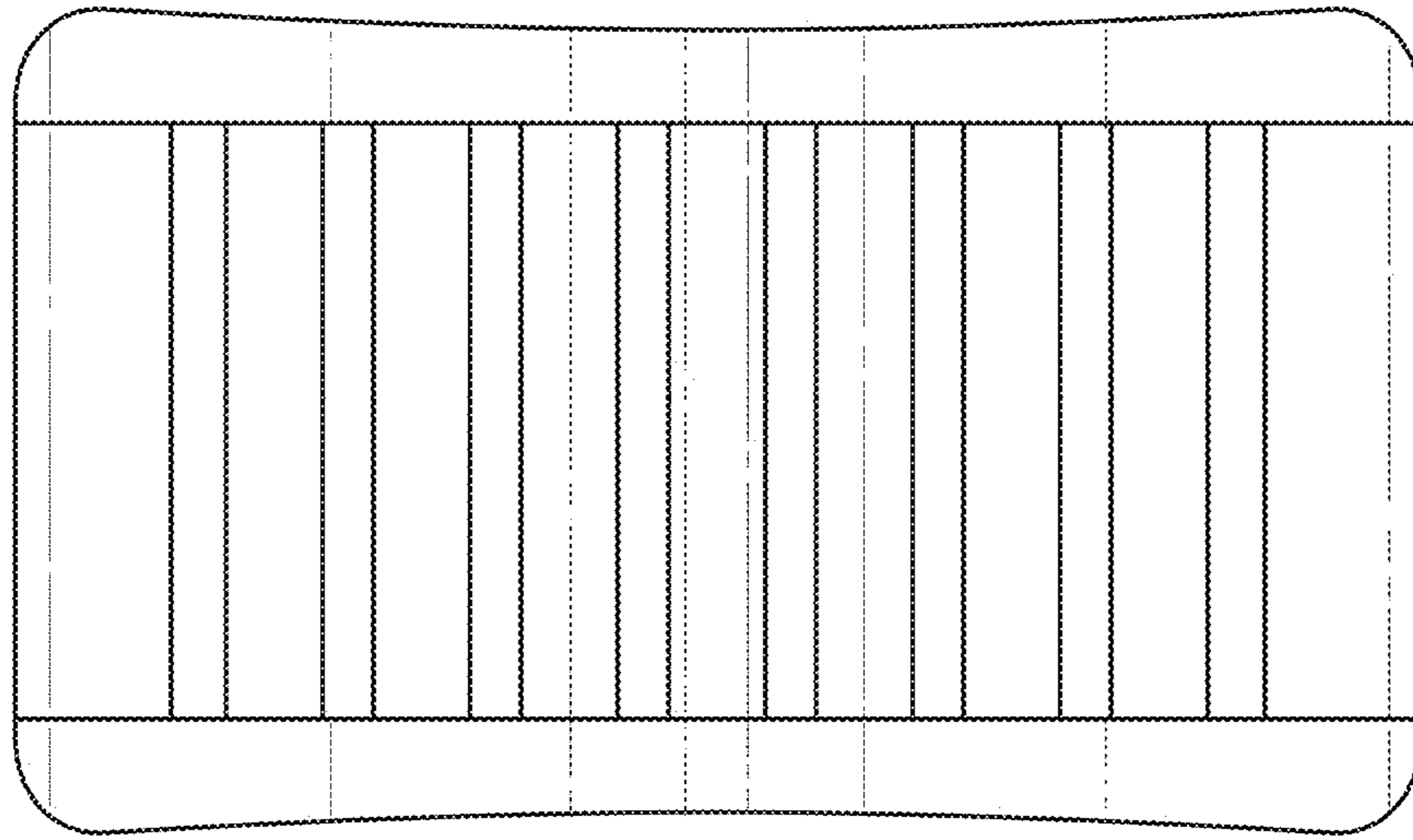


FIG. 5

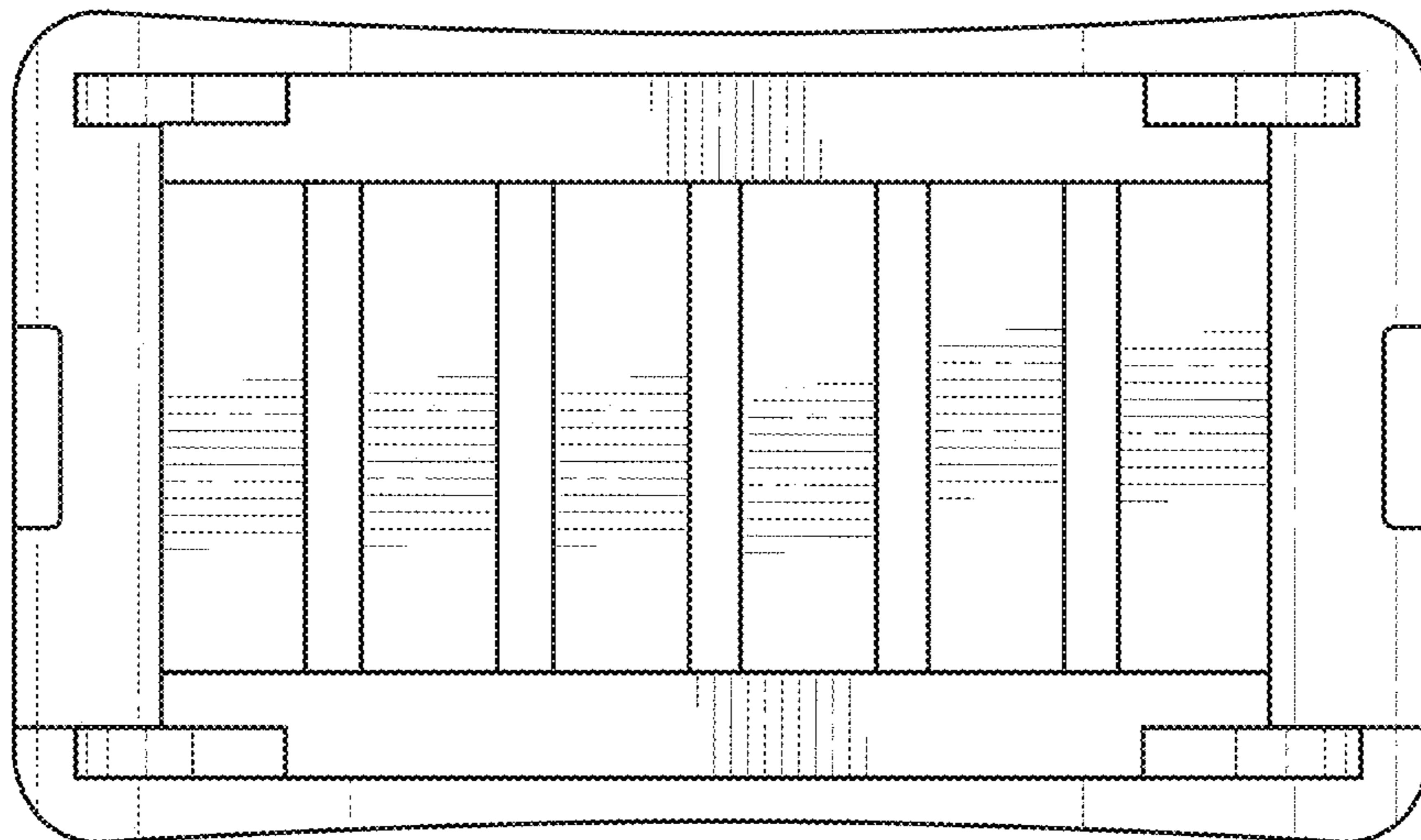


FIG. 6

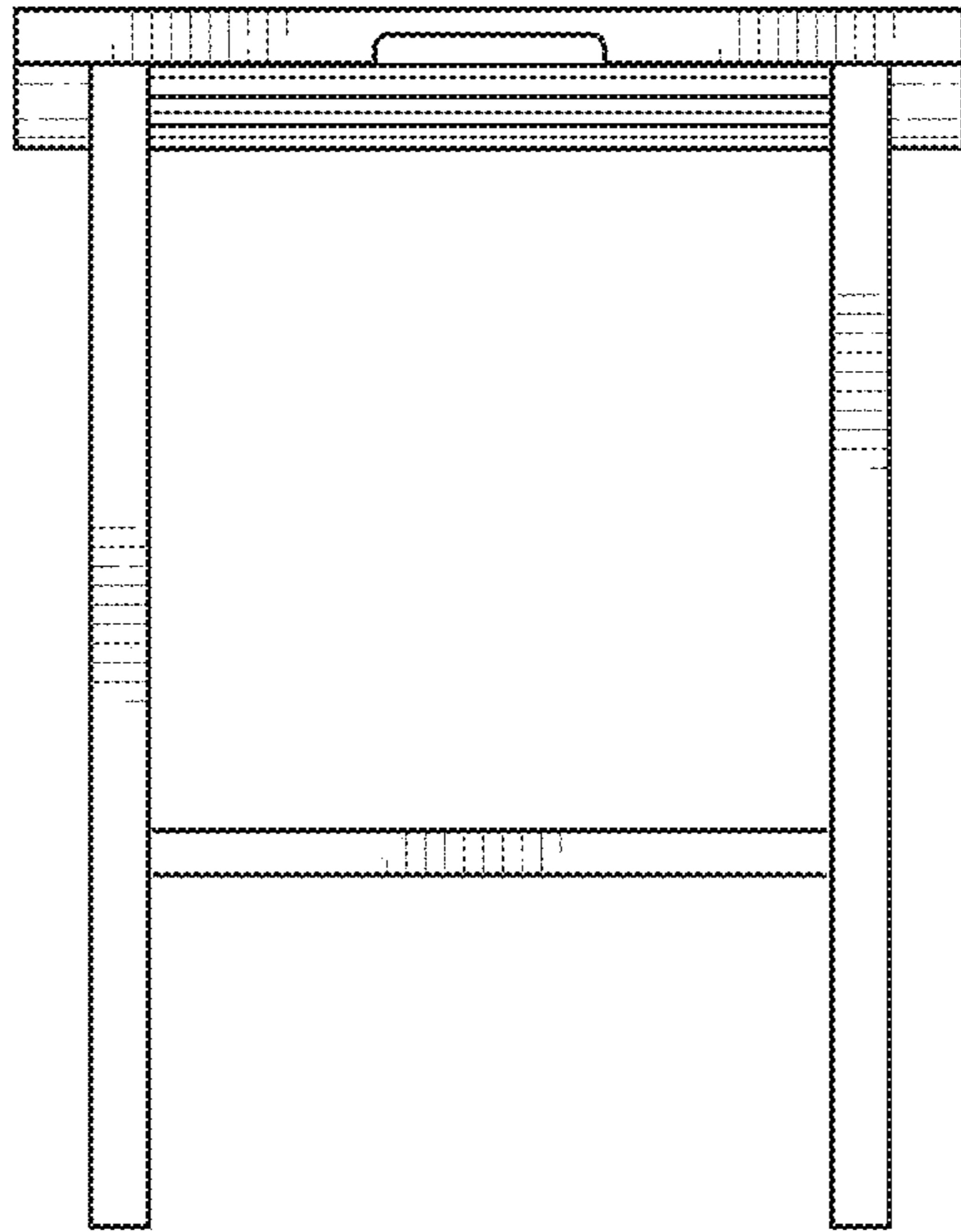


FIG. 7

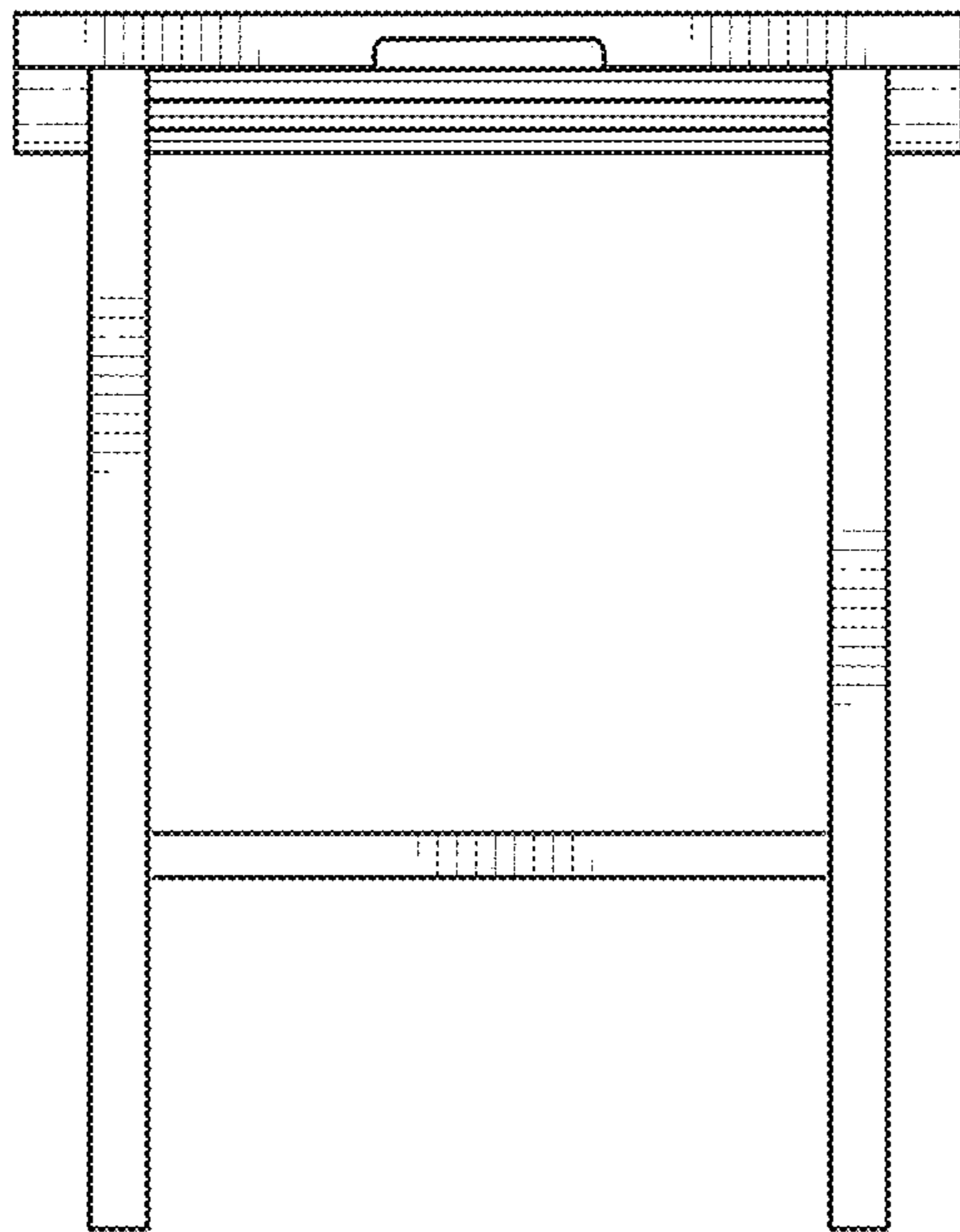


FIG. 8