



US00D981716S

(12) **United States Design Patent**
Huffman

(10) **Patent No.:** **US D981,716 S**
(45) **Date of Patent:** **** Mar. 28, 2023**

(54) **CARRYING BAG WITH CLOSED TOP**

(71) Applicant: **John P. Huffman**, Kirkwood, MO (US)

(72) Inventor: **John P. Huffman**, Kirkwood, MO (US)

(**) Term: **15 Years**

(21) Appl. No.: **29/770,116**

(22) Filed: **Feb. 9, 2021**

(51) **LOC (14) Cl.** **03-01**

(52) **U.S. Cl.**
USPC **D3/290**

(58) **Field of Classification Search**
USPC D3/282, 294, 305, 307, 902, 235, 243,
D3/244, 246, 310, 317, 284, 290
CPC . A45C 1/02; A45C 7/005; A45C 11/00; A45F
3/02
See application file for complete search history.

(56) **References Cited**

U.S. PATENT DOCUMENTS

D243,637 S *	3/1977	Rabinowitz	D3/289
D343,953 S *	2/1994	Marques	D3/203.1
6,186,662 B1 *	2/2001	Jackson	A45C 3/00 383/117
D624,314 S *	9/2010	Baptiste	D3/276
D699,031 S *	2/2014	Clavette	D3/217
D702,942 S *	4/2014	Redman	D3/254
D740,565 S *	10/2015	Ludeman	D3/307
9,841,262 B2	12/2017	Maclean		
D939,828 S *	1/2022	Choi	D3/290
2019/0159577 A1 *	5/2019	Tamberino	B65D 33/28
2020/0087035 A1 *	3/2020	Reinsfelder	A45F 3/02
2020/0268130 A1 *	8/2020	Kies	A45C 7/0077

OTHER PUBLICATIONS

Amazon, "Bag for Foldable Camp Chair . . . ", First on sale Mar. 27, 2021. (<https://www.amazon.com/Bag-Foldable-Camp-Chair-Replacement/dp/B09X3J9BYG/>) (Year: 2021).*
Amazon, "38"x6" Replacement Bag for Quad, Camping or Folding Chairs", First on sale Apr. 29, 2017. (https://www.amazon.com/Fantasbags-Replacement-Camping-Folding-chairs/dp/B072HKB96F) (Year: 2017).*

* cited by examiner

Primary Examiner — April Rivas

(74) *Attorney, Agent, or Firm* — Kevin L. Klug

(57) **CLAIM**

The ornamental design for a carrying bag with closed top, as shown and described.

DESCRIPTION

FIG. 1 is a front top left perspective view of a carrying bag with closed top;
FIG. 2 is a front elevation view thereof;
FIG. 3 is a rear elevation view thereof;
FIG. 4 is a right elevation view thereof;
FIG. 5 is a left elevation view thereof;
FIG. 6 is a top plan view thereof;
FIG. 7 is a bottom plan view thereof;
FIG. 8 is a front top left perspective view a carrying bag with closed top with flaps opened.
FIG. 9 is a front elevation view thereof;
FIG. 10 is a rear elevation view thereof;
FIG. 11 is a right elevation view thereof;
FIG. 12 is a left elevation view thereof;
FIG. 13 is a top plan view thereof; and,
FIG. 14 is a bottom plan view thereof.

1 Claim, 14 Drawing Sheets

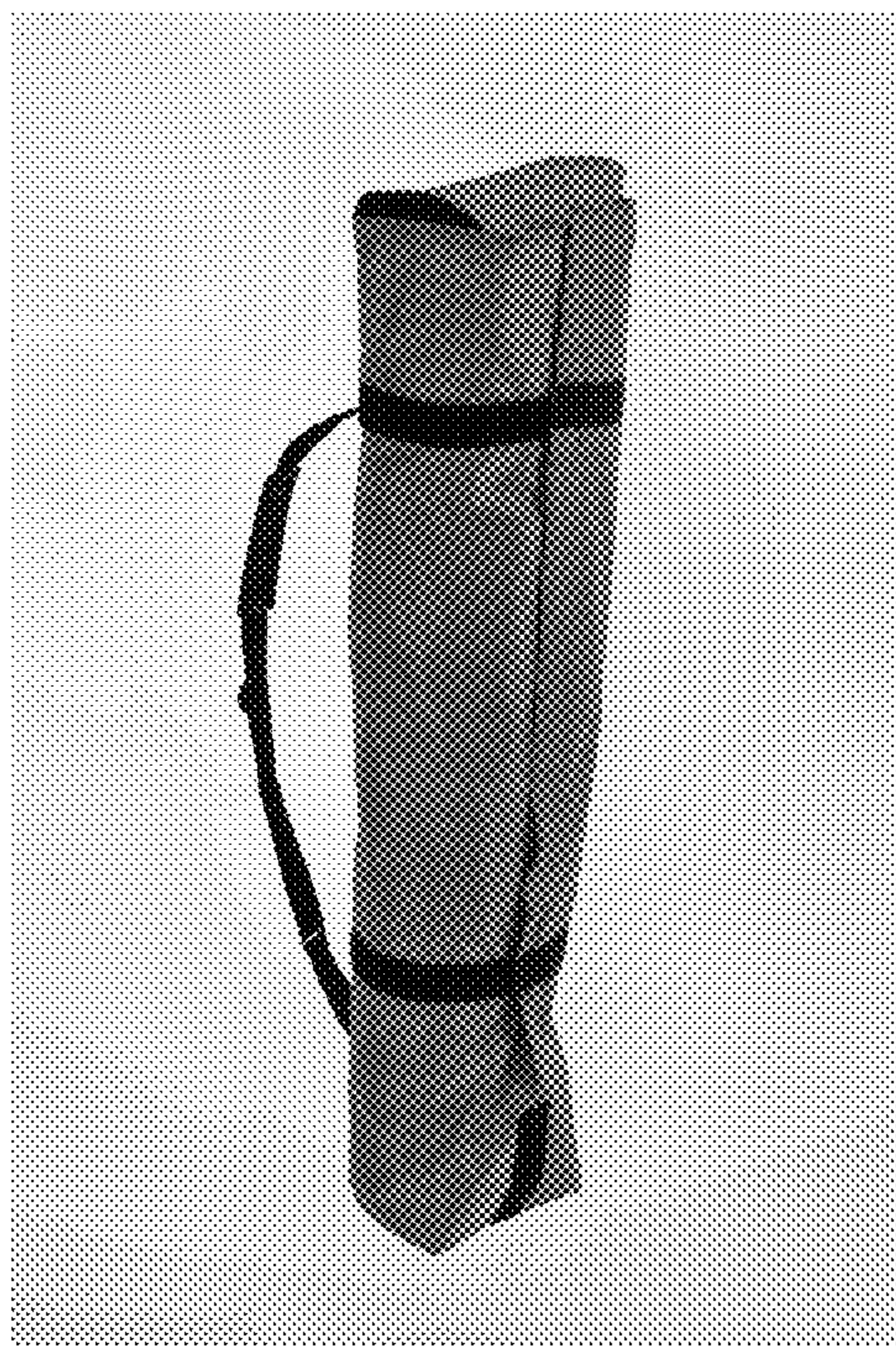




Figure 1




Figure 2



Figure 3

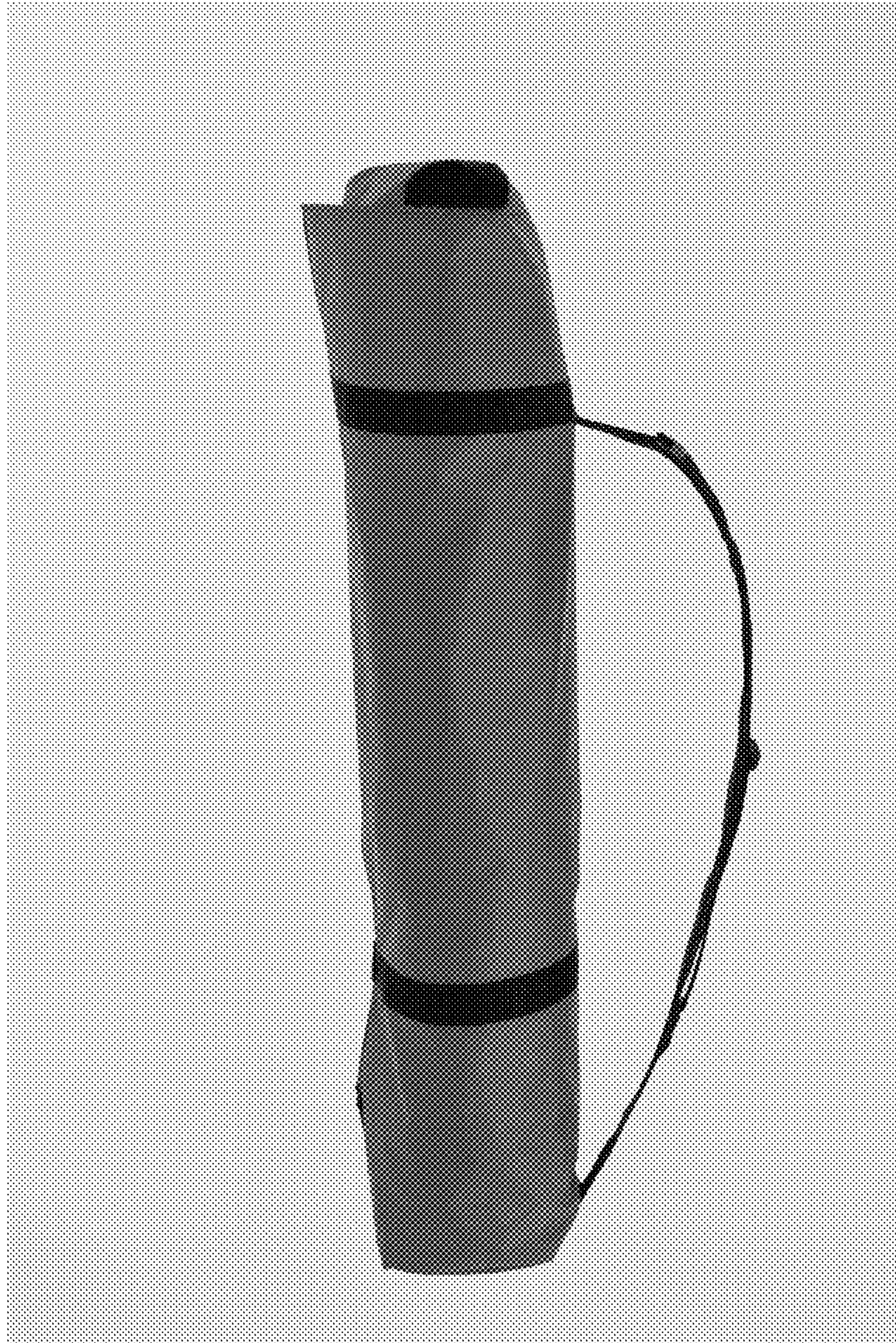


Figure 4




Figure 5



Figure 6




Figure 7




Figure 8




Figure 9




Figure 10




Figure 11




Figure 12



Figure 13



Figure 14