



US00D981706S

(12) **United States Design Patent** (10) **Patent No.:** **US D981,706 S**  
**Liu** (45) **Date of Patent:** **\*\* Mar. 28, 2023**

(54) **PROTECTIVE CASE FOR AN ELECTRONIC TAG**

(71) Applicant: **Jinxiu Liu**, Sichuan (CN)

(72) Inventor: **Jinxiu Liu**, Sichuan (CN)

(\*\*) Term: **15 Years**

(21) Appl. No.: **29/781,388**

(22) Filed: **Apr. 29, 2021**

(51) **LOC (14) Cl.** ..... **03-01**

(52) **U.S. Cl.**  
USPC ..... **D3/208; D10/104.1**

(58) **Field of Classification Search**  
USPC ..... D3/201, 207, 208, 215, 218, 212;  
D10/104.1, 106.9, 106.92; D20/10, 11,  
D20/15, 18, 19, 21, 27, 28, 29, 39, 40, 42  
CPC ..... G06F 2200/1633; G06F 2200/1634; G06F  
1/1628; G06F 1/163; G06F 1/1626; G06F  
1/181; H04W 12/33; A45F 2005/006;  
G08B 13/19619; G08B 5/223

See application file for complete search history.

(56) **References Cited**

**U.S. PATENT DOCUMENTS**

D322,245 S	12/1991	Lin	
D360,070 S *	7/1995	DiPaolo	D3/208
D431,341 S *	9/2000	DiPaolo	D3/208
D442,363 S *	5/2001	Magid	D3/208
D456,986 S *	5/2002	Trusi	D3/208
D512,060 S *	11/2005	Wang	D14/480.1
D512,910 S *	12/2005	Haslam	D9/434
D520,231 S *	5/2006	Gotlieb	D3/211
D619,499 S *	7/2010	Weyer	D11/221
D659,139 S	5/2012	Gengler	
D676,618 S *	2/2013	Kalbach	D30/153
D768,114 S *	10/2016	Hou	D14/218
D794,556 S *	8/2017	Liao	D3/208
D837,507 S *	1/2019	Shelton	D9/545

D861,938 S *	10/2019	Liu	D26/38
D871,255 S *	12/2019	Williamson	D11/222
D888,410 S *	6/2020	Jacob	D3/207
D919,890 S *	5/2021	Chung	D3/215
D922,760 S *	6/2021	Jacob	D3/207
D934,817 S *	11/2021	Svärd	D13/168

**OTHER PUBLICATIONS**

Airtag Word Mark, trademark, filing date Nov. 7, 2019, owner Apple Inc Corporation (Year: 2019).\*

Airtag, posted at cnet.com, posted on Apr. 21, 2021, site visited Feb. 8, 2022. online, available from internet: <https://www.popsci.com/story/technology/apple-airtag-anti-stalking-privacy-tech/> (Year: 2021).\*

\* cited by examiner

*Primary Examiner* — Catherine Ho

(74) *Attorney, Agent, or Firm* — ScienBiziP, P.C.

(57) **CLAIM**

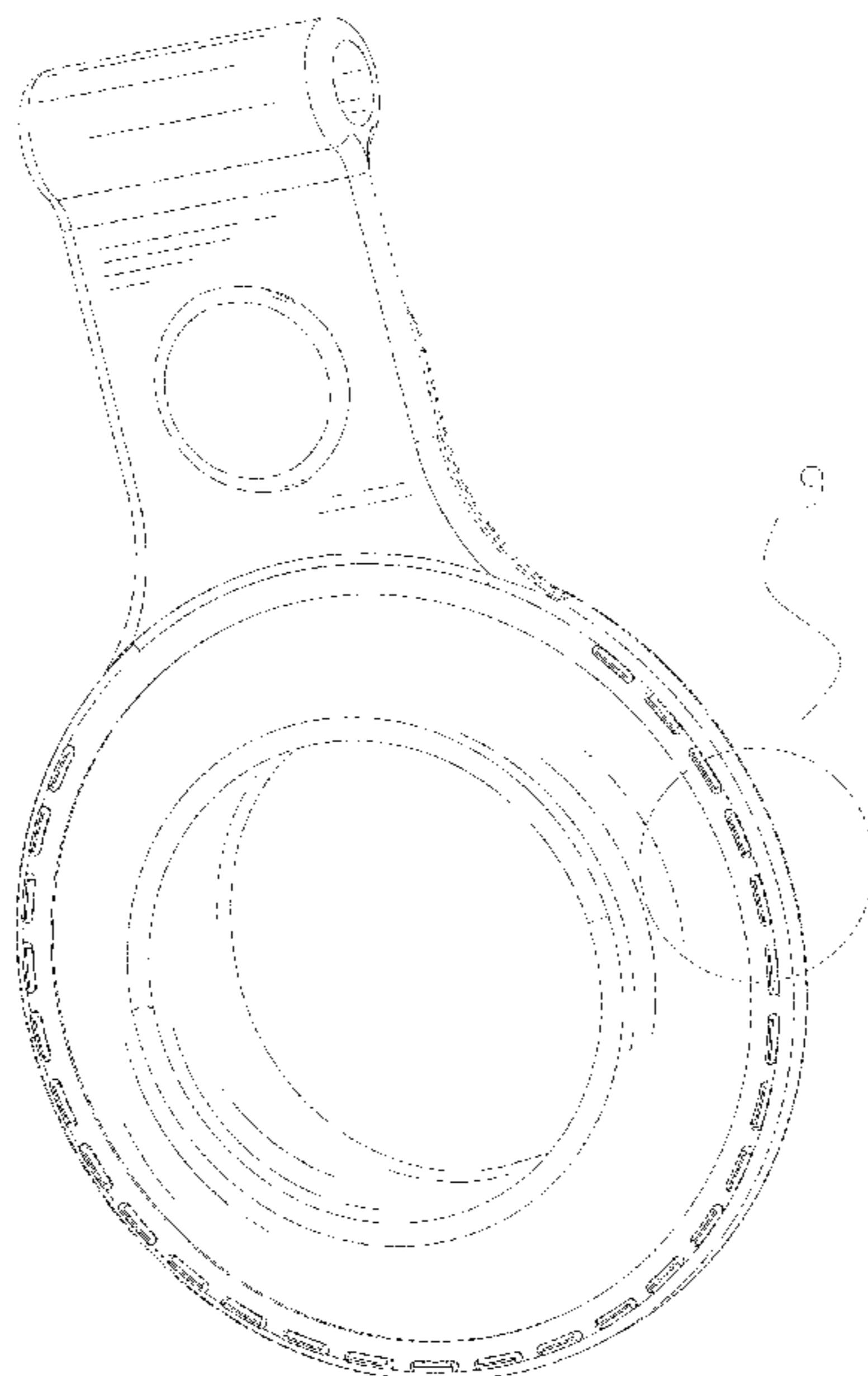
The ornamental design for protective case for an electronic tag, as shown and described.

**DESCRIPTION**

FIG. 1 is a front, right, and top perspective view of a protective case for an electronic tag, showing my design; FIG. 2 is a rear, left, and bottom perspective view thereof. FIG. 3 is a front elevation view thereof. FIG. 4 is a rear elevation view thereof. FIG. 5 is a left side elevation view thereof. FIG. 6 is a right side elevation view thereof. FIG. 7 is a top plan view thereof. FIG. 8 is a bottom plan view thereof; and, FIG. 9 is an enlarged detailed view of encircled area 9 in FIG. 1.

The broken lines in the drawings depict portions of the article that form no part of the claimed design.

**1 Claim, 9 Drawing Sheets**



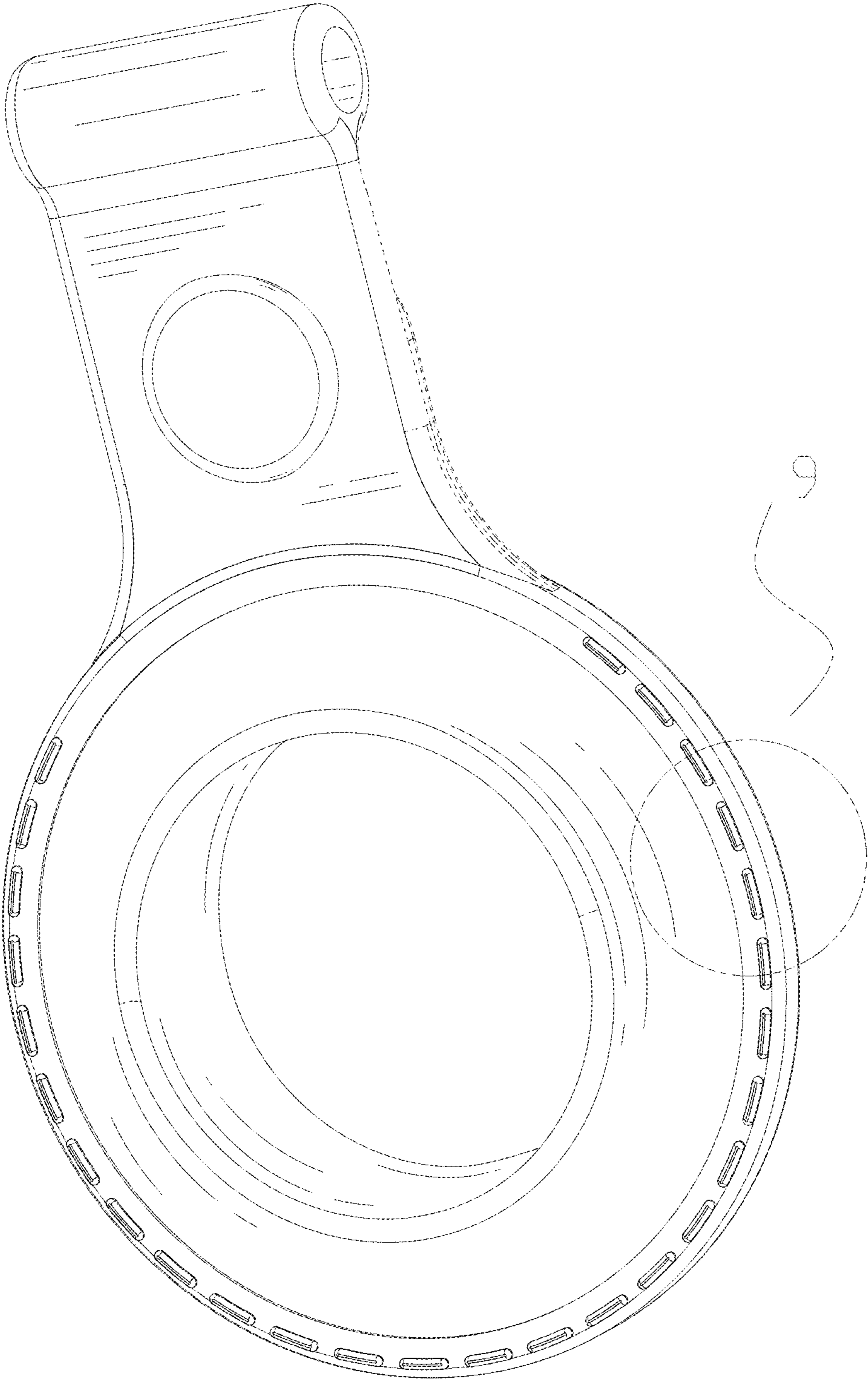


FIG. 1

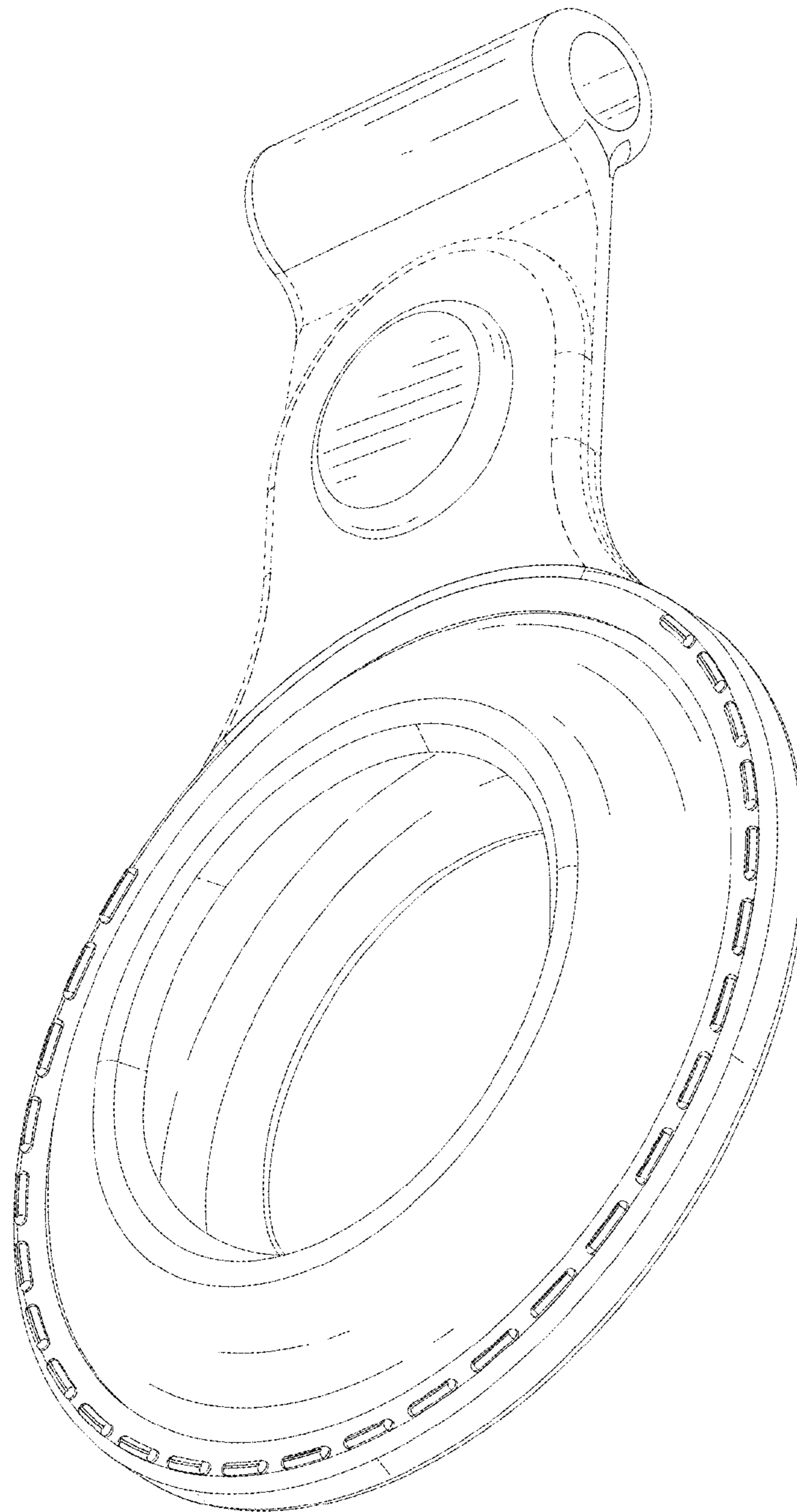


FIG. 2

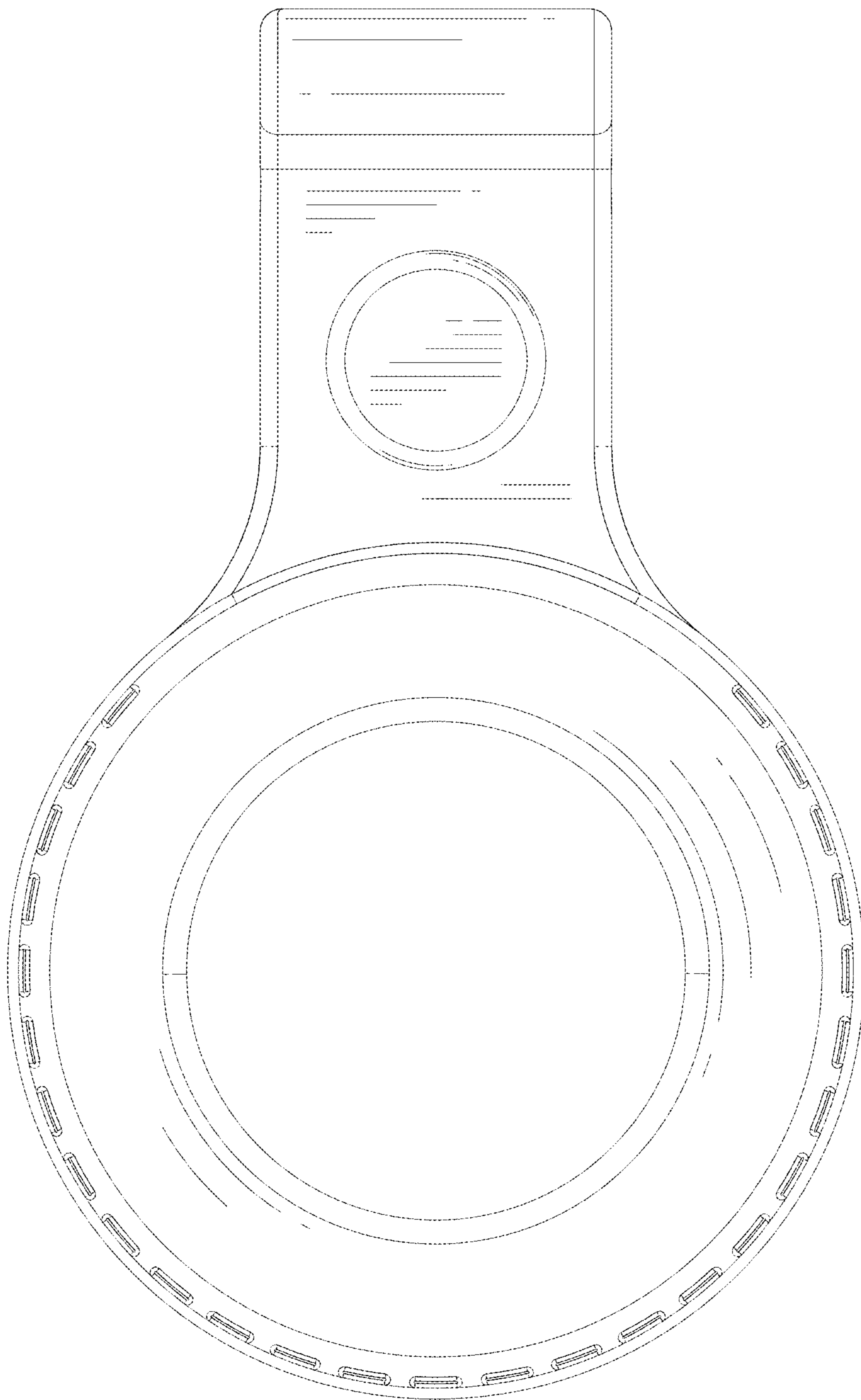


FIG. 3

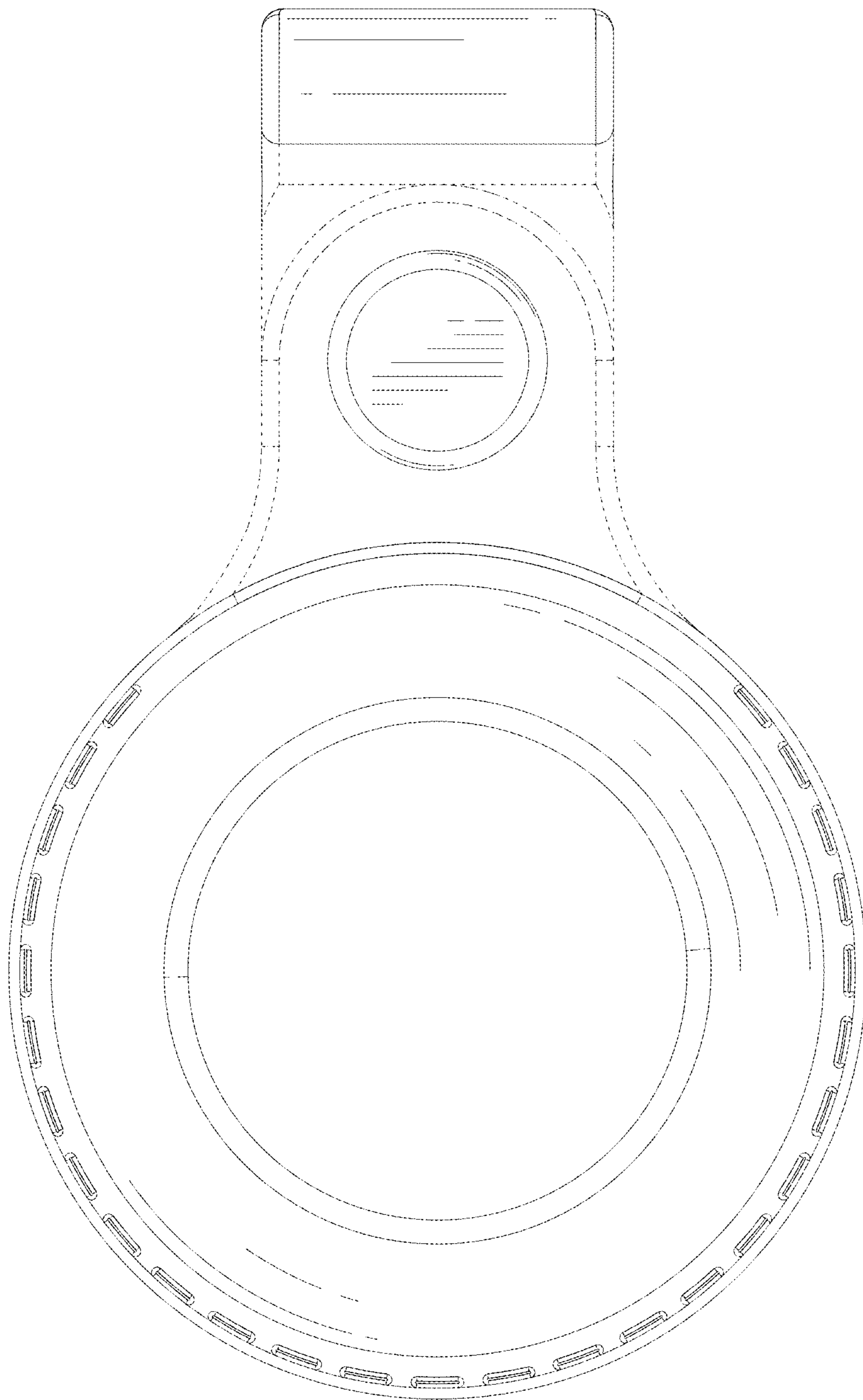


FIG. 4

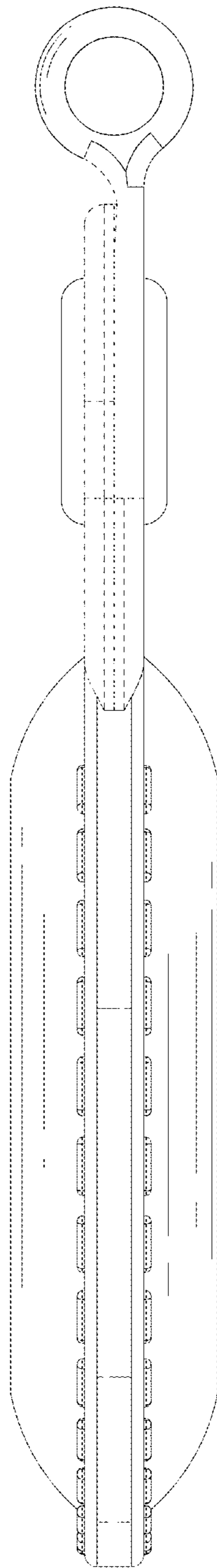


FIG. 5

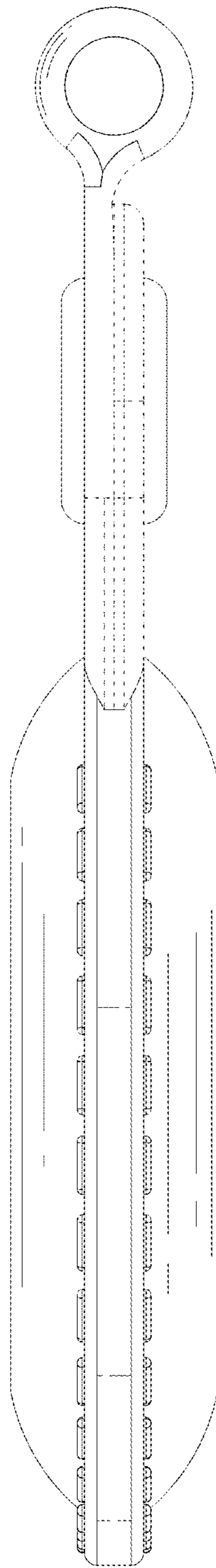


FIG. 6




FIG. 7






FIG. 8

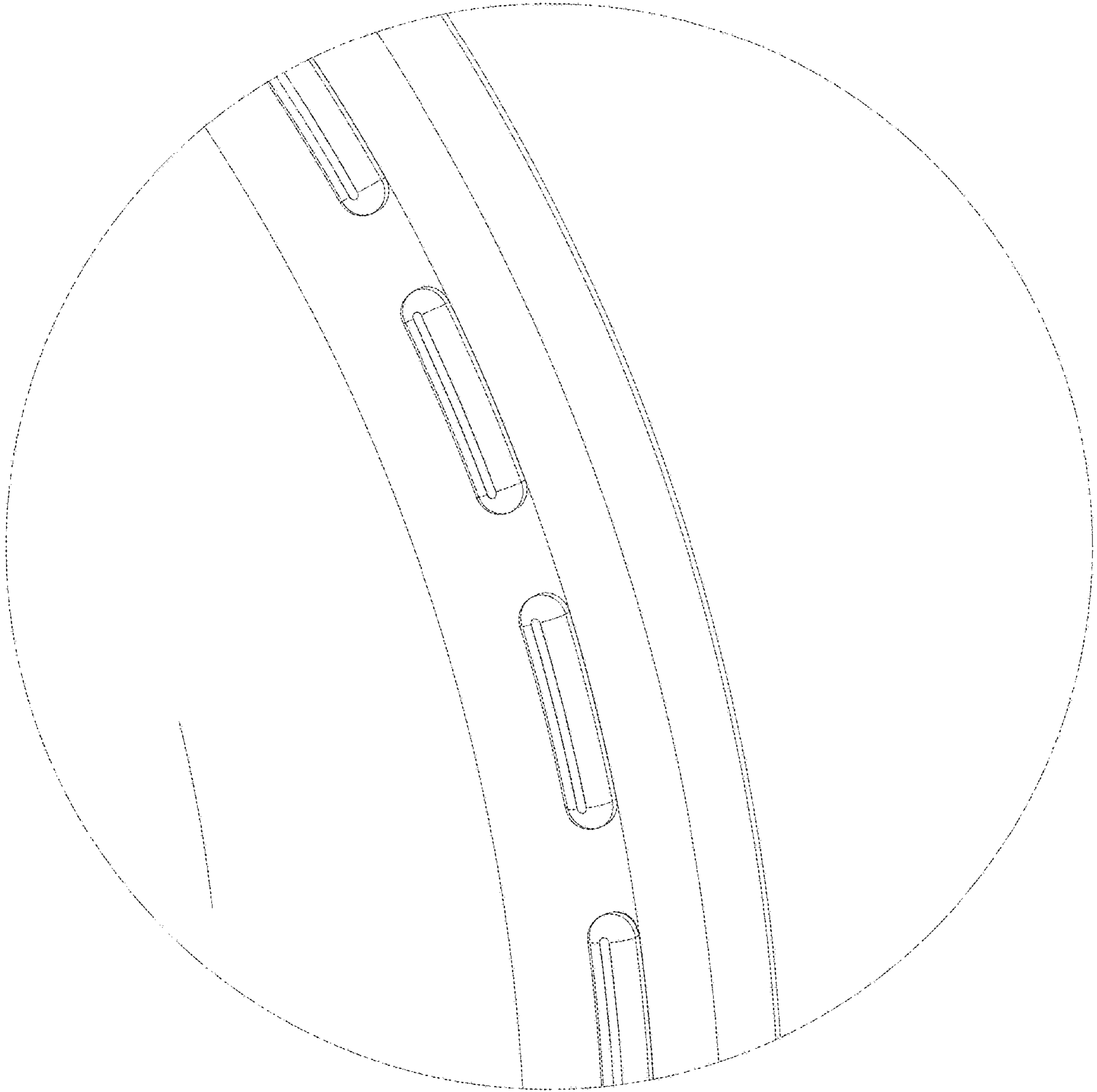


FIG. 9