



US00D981702S

(12) **United States Design Patent** (10) **Patent No.:** **US D981,702 S**
Heard (45) **Date of Patent:** **** Mar. 28, 2023**

- (54) **SOCK WITH FOLDED HEM**
- (71) Applicant: **Animal Manners, LLC**, Chicago, IL (US)
- (72) Inventor: **Melvin A. Heard**, Chicago, IL (US)
- (73) Assignee: **Animal Manners LLC**, Chicago, IL (US)
- (**) Term: **15 Years**
- (21) Appl. No.: **29/845,593**
- (22) Filed: **Jul. 8, 2022**
- (51) **LOC (14) Cl.** **02-04**
- (52) **U.S. Cl.**
USPC **D2/994**
- (58) **Field of Classification Search**
USPC D2/980-994; D24/192
CPC D04B 1/26; D04B 1/106; D04B 9/46
See application file for complete search history.
- (56) **References Cited**

U.S. PATENT DOCUMENTS

3,279,220	A *	10/1966	Reymes-Cole	D04B 9/46
					66/189
3,334,356	A *	8/1967	Abel	A43B 23/28
					2/61
D388,600	S	1/1998	Staley, Jr.		
D401,758	S	12/1998	Huff		
D459,069	S	6/2002	Cortinovis		
D554,849	S	11/2007	Newson		
D627,147	S *	11/2010	Lambertz	D2/994
D696,855	S *	1/2014	Knauer	D2/980
D710,593	S	8/2014	Goodman et al.		
8,984,694	B2	3/2015	Teichert et al.		
D776,913	S	1/2017	Hakeem		
D822,366	S	7/2018	McTaggart		

D822,367	S	7/2018	McTaggart		
D899,760	S	10/2020	Kuang		
D905,425	S	12/2020	Lin		
D950,231	S	5/2022	Liang		
D955,735	S	6/2022	Li et al.		
2020/0237023	A1 *	7/2020	Miller	A41B 11/128

FOREIGN PATENT DOCUMENTS

CN	201730472388	*	9/2017
----	--------------	---	--------

OTHER PUBLICATIONS

CSM Top Down Sock with Mock Rib Leg and Instep on Ravelry by HeddiCraft, first published Mar. 2019. Viewed on Nov. 28, 2022. Available at URL: <https://www.ravelry.com/patterns/library/csm-top-down-sock-with-mock-rib-leg-and-instep>.*

* cited by examiner

Primary Examiner — Jennifer L Watkins

(74) *Attorney, Agent, or Firm* — K&L Gates LLP

(57) **CLAIM**

The ornamental design for a sock with folded hem, as shown and described.

DESCRIPTION

FIG. 1 is an isometric view of a sock with folded hem showing my new design;
FIG. 2 is a top plan view thereof;
FIG. 3 is a front elevation view thereof, the back elevation view being a mirror image thereof;
FIG. 4 is a left side view thereof;
FIG. 5 is a right side view thereof; and,
FIG. 6 is a bottom plan view thereof.
The broken lines depict portions that form no part of the claimed design.

1 Claim, 2 Drawing Sheets

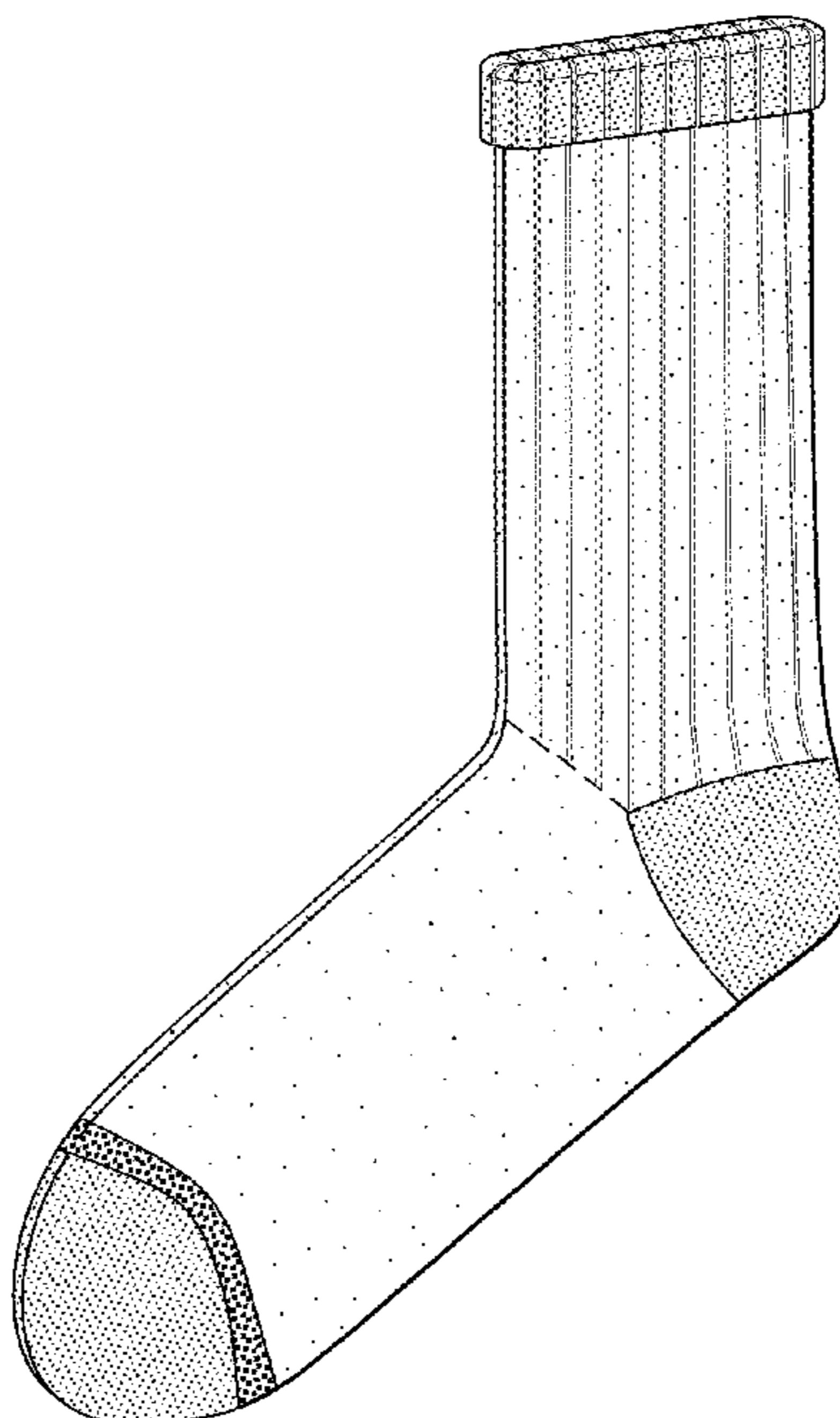


FIG. 1

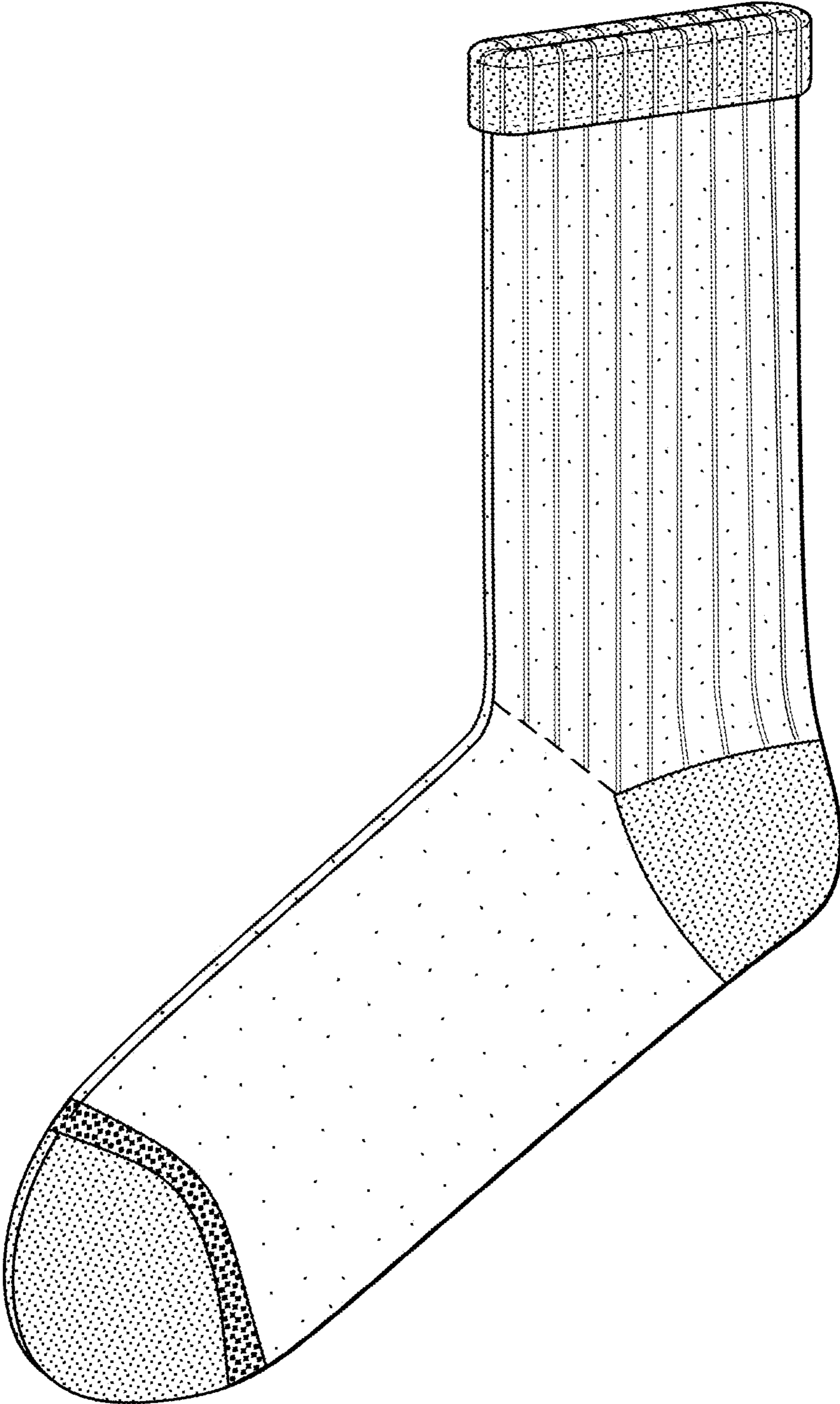


FIG. 2

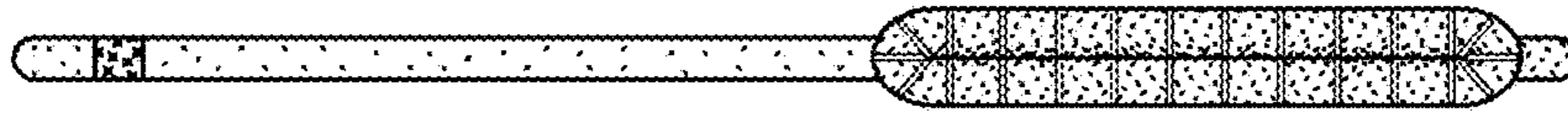


FIG. 4

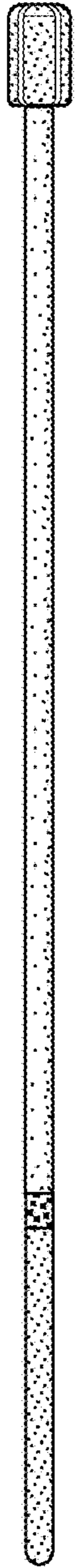


FIG. 3

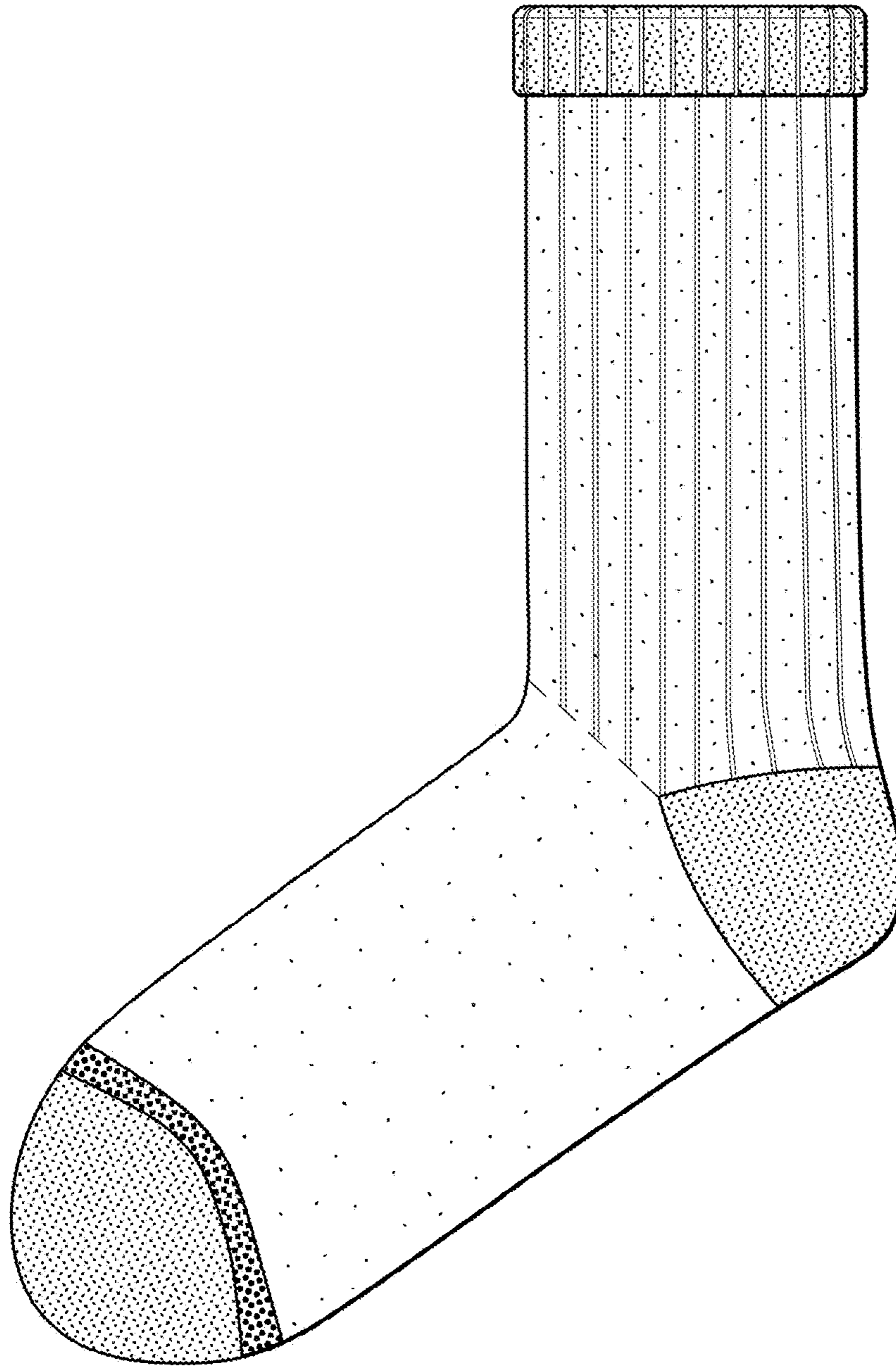


FIG. 5



FIG. 6

