



US00D981664S

(12) **United States Design Patent** (10) **Patent No.:** **US D981,664 S**
Lee et al. (45) **Date of Patent:** **** Mar. 21, 2023**

(54) **ELECTRONIC WASHING AND DRYING MACHINE FOR LAUNDRY PURPOSE**

D929,587 S * 8/2021 Kowalski D10/70
D951,318 S * 5/2022 Okawa D15/199
D956,694 S * 7/2022 Levine D13/110

(Continued)

(71) Applicant: **LG ELECTRONICS INC.**, Seoul (KR)

FOREIGN PATENT DOCUMENTS

(72) Inventors: **Junghwan Lee**, Seoul (KR); **Sojin Park**, Seoul (KR); **Eunyoung Chee**, Seoul (KR); **Nerry Son**, Seoul (KR); **Hyewon Kim**, Seoul (KR)

KR 301086475.0000 * 6/2022
WO WO-2009026591 A1 * 2/2009 D06F 58/02

(73) Assignee: **LG ELECTRONICS INC.**, Seoul (KR)

OTHER PUBLICATIONS

(**) Term: **15 Years**

rcwilley.com LG Electric Front Load Dryer with TurboSteam
<https://www.rcwilley.com/Appliances/Laundry/Dryers/DLEX4500B/112060950/LG-Electric-Front-Load-Dryer-with-TurboSteam-and-Built-In-Intelligence---7.4-cu.-ft.-Black-Steel-View> (Year: 2022).*

(21) Appl. No.: **29/747,628**

Primary Examiner — Kevin K Rudzinski

(22) Filed: **Aug. 24, 2020**

Assistant Examiner — Richard E Yenchesky

(30) **Foreign Application Priority Data**

(74) *Attorney, Agent, or Firm* — Birch, Stewart, Kolasch & Birch, LLP

Feb. 25, 2020 (KR) 30-2020-0008353

(57) **CLAIM**

(51) **LOC (14) Cl.** **15-05**

The ornamental design for an electronic washing and drying machine for laundry purpose, as shown and described.

(52) **U.S. Cl.**
USPC **D32/5**

(58) **Field of Classification Search**
USPC D10/70; D13/110, 162; D15/199;
D32/1, 3, 5, 8
CPC D06F 58/20; D06F 39/02; D06F 39/125;
D06F 31/00; D06F 58/26
See application file for complete search history.

DESCRIPTION

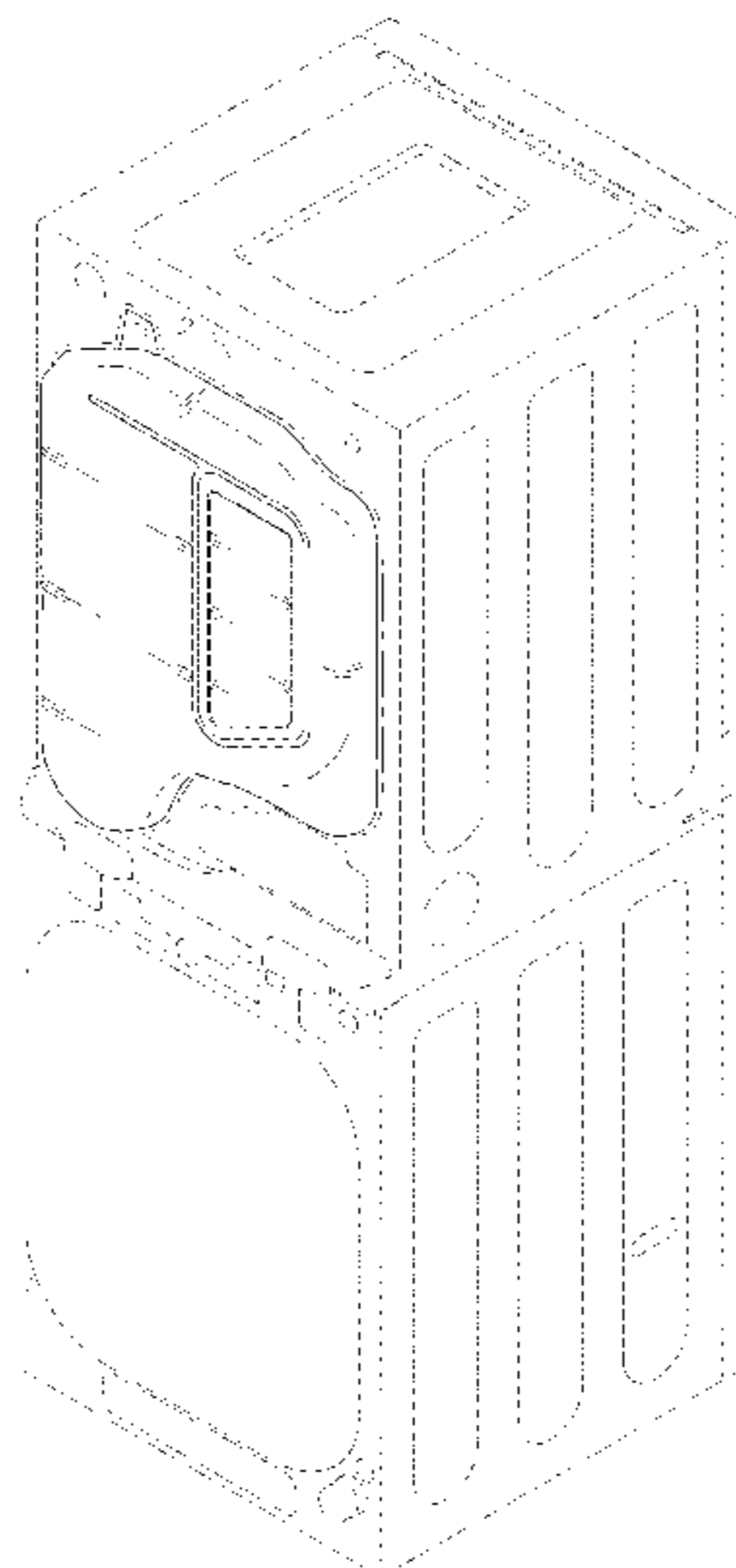
(56) **References Cited**

U.S. PATENT DOCUMENTS

D521,197 S * 5/2006 Kim D32/8
D561,114 S * 2/2008 Peterson D13/162
D719,106 S * 12/2014 Verfuerrth D13/162
D727,856 S * 4/2015 Xu D13/162
D754,937 S * 4/2016 Kim D32/8
D800,075 S * 10/2017 Cooksey D13/162
D812,002 S * 3/2018 Nishimura D13/110
D870,997 S * 12/2019 Ayers D32/28

FIG. 1 is a back perspective view of the electronic washing and drying machine for laundry purpose showing our new design;
FIG. 2 is a front view thereof;
FIG. 3 is a back view thereof;
FIG. 4 is a left side view thereof;
FIG. 5 is a right side view thereof;
FIG. 6 is a top plan view thereof; and,
FIG. 7 is a bottom plan view thereof.
The broken lines depict portions of the electronic washing and drying machine for laundry purpose that form no part of the claimed design. The dash-dot broken lines define the bounds of the claimed design and form no part thereof.

1 Claim, 7 Drawing Sheets



(56)

References Cited

U.S. PATENT DOCUMENTS

D957,075 S * 7/2022 Lee D32/5
D958,302 S * 7/2022 Attila D23/261
D959,769 S * 8/2022 Lee D32/5
D960,470 S * 8/2022 Lee D32/5
2009/0277034 A1* 11/2009 Wilson D06F 58/20
34/235
2021/0148030 A1* 5/2021 Lv D06F 31/00
2021/0254265 A1* 8/2021 Cho D06F 39/125
2021/0277567 A1* 9/2021 Jung D06F 39/02
2022/0251761 A1* 8/2022 Yoon D06F 58/26
2022/0267944 A1* 8/2022 Yoon D06F 58/08

* cited by examiner

FIG. 1

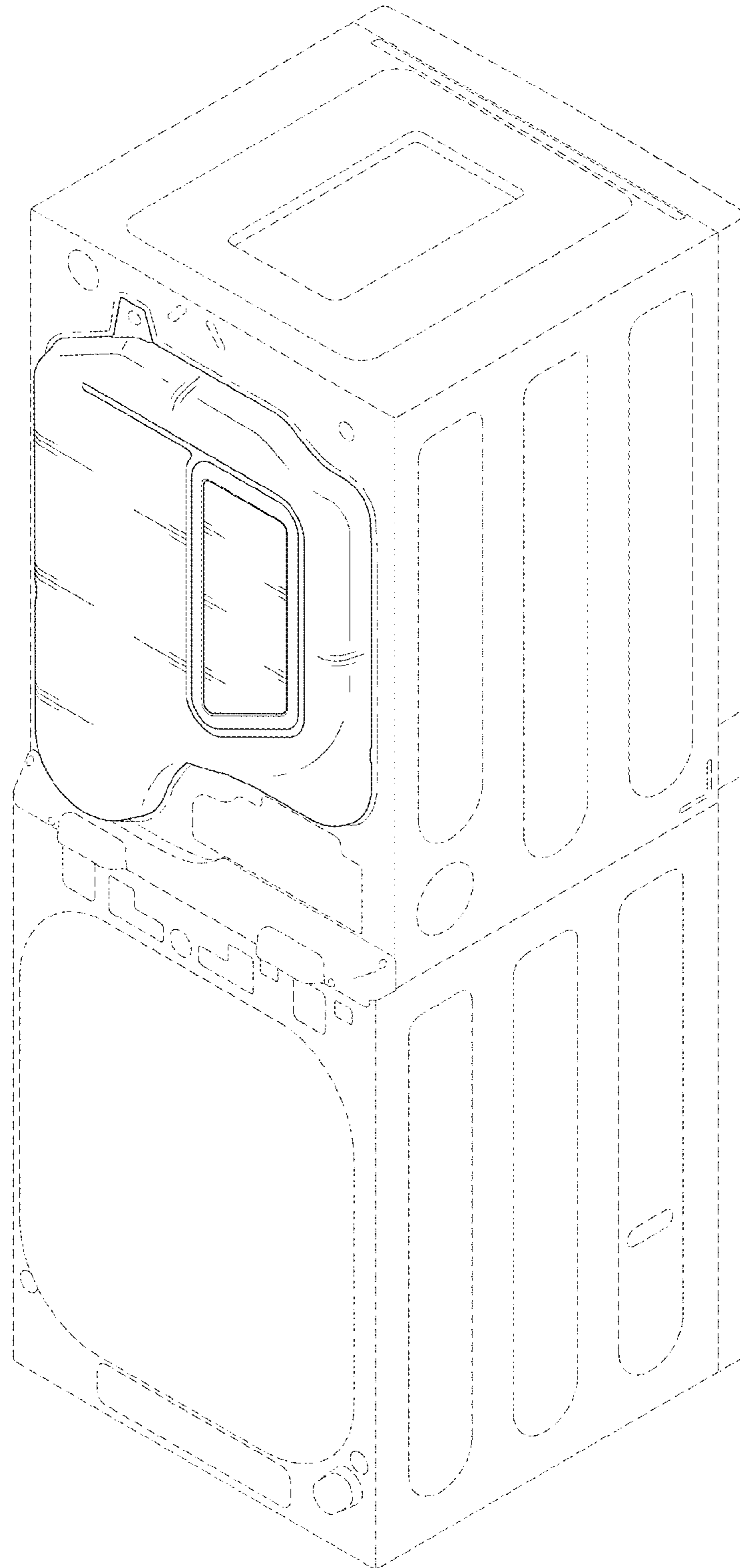


FIG. 2

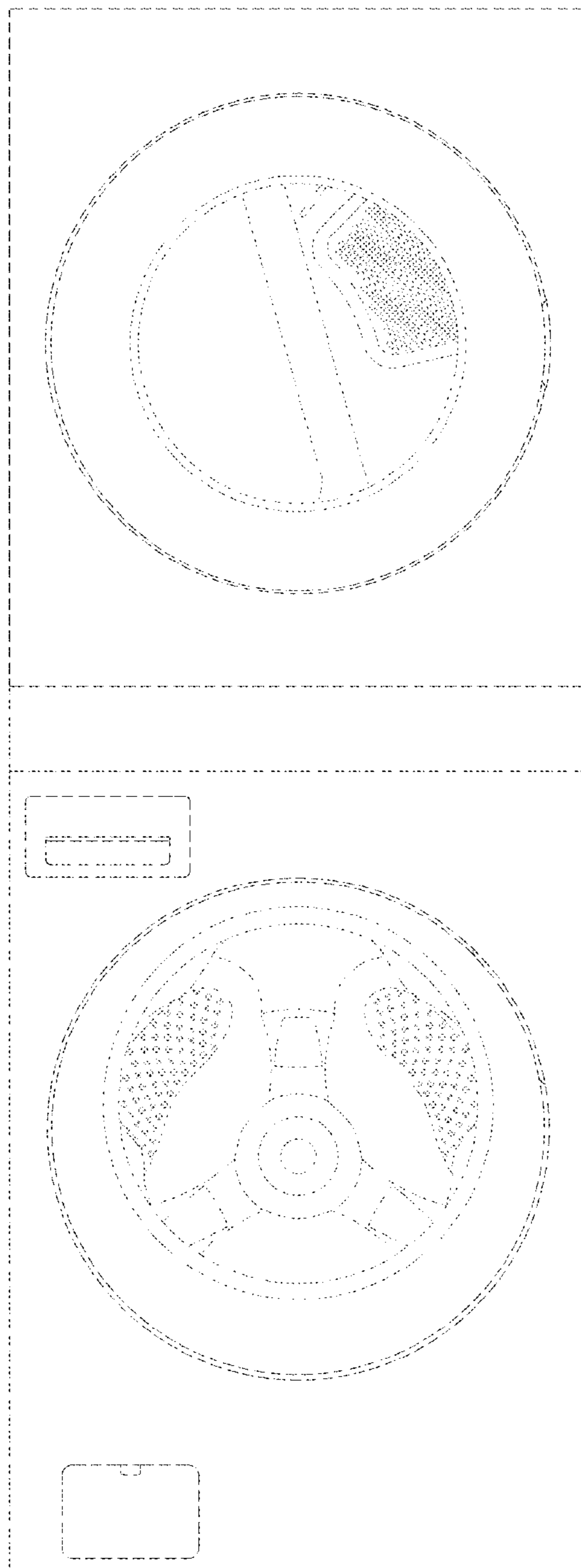


FIG. 3

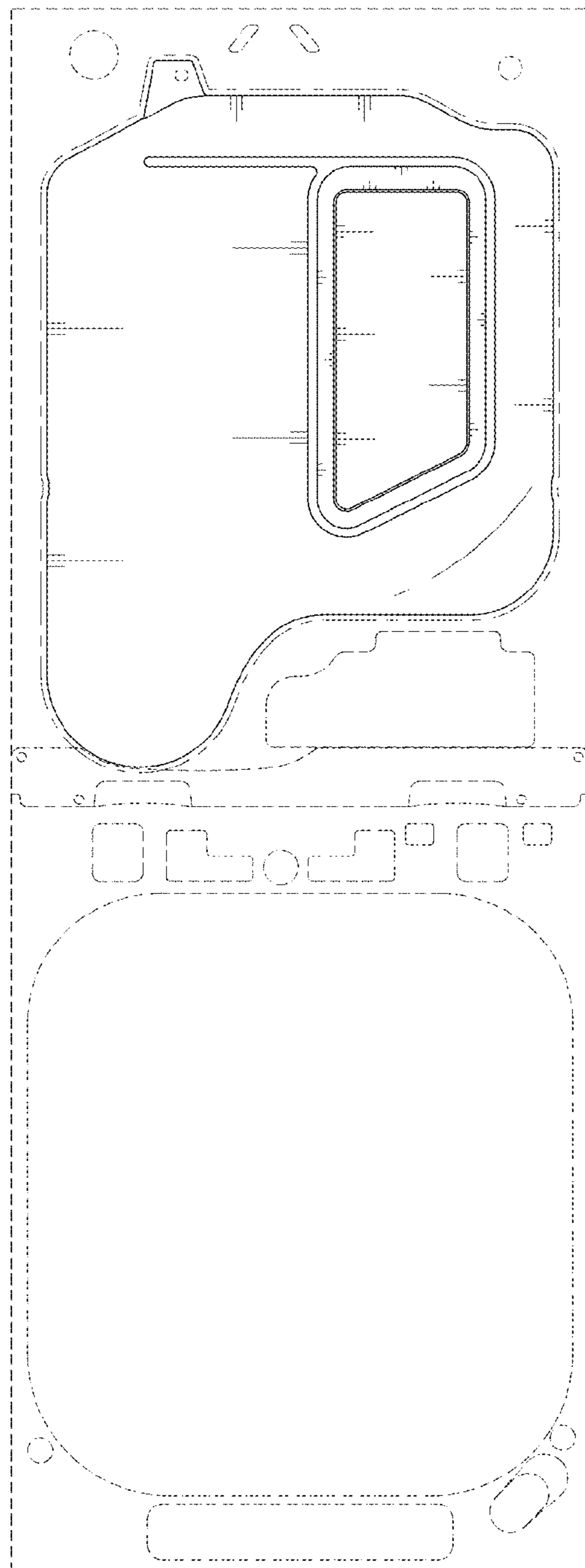


FIG. 4

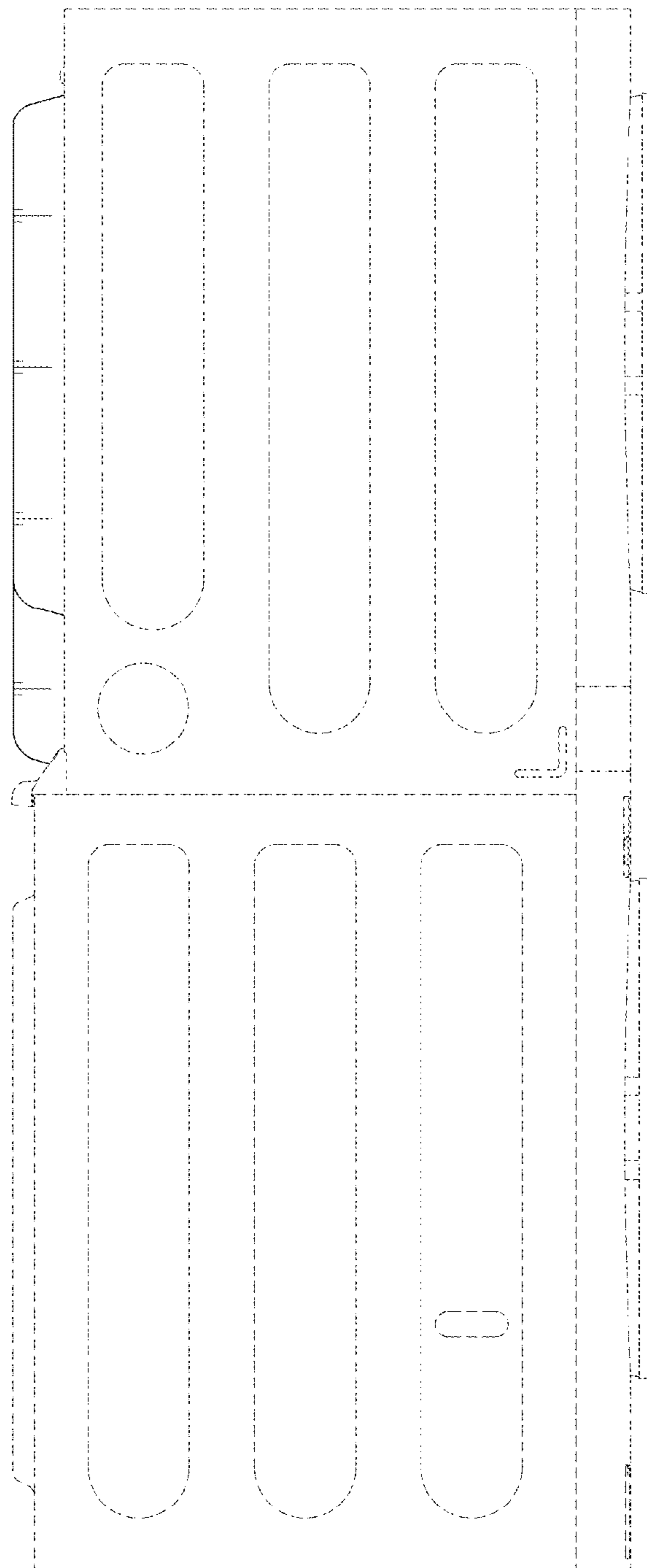


FIG. 5

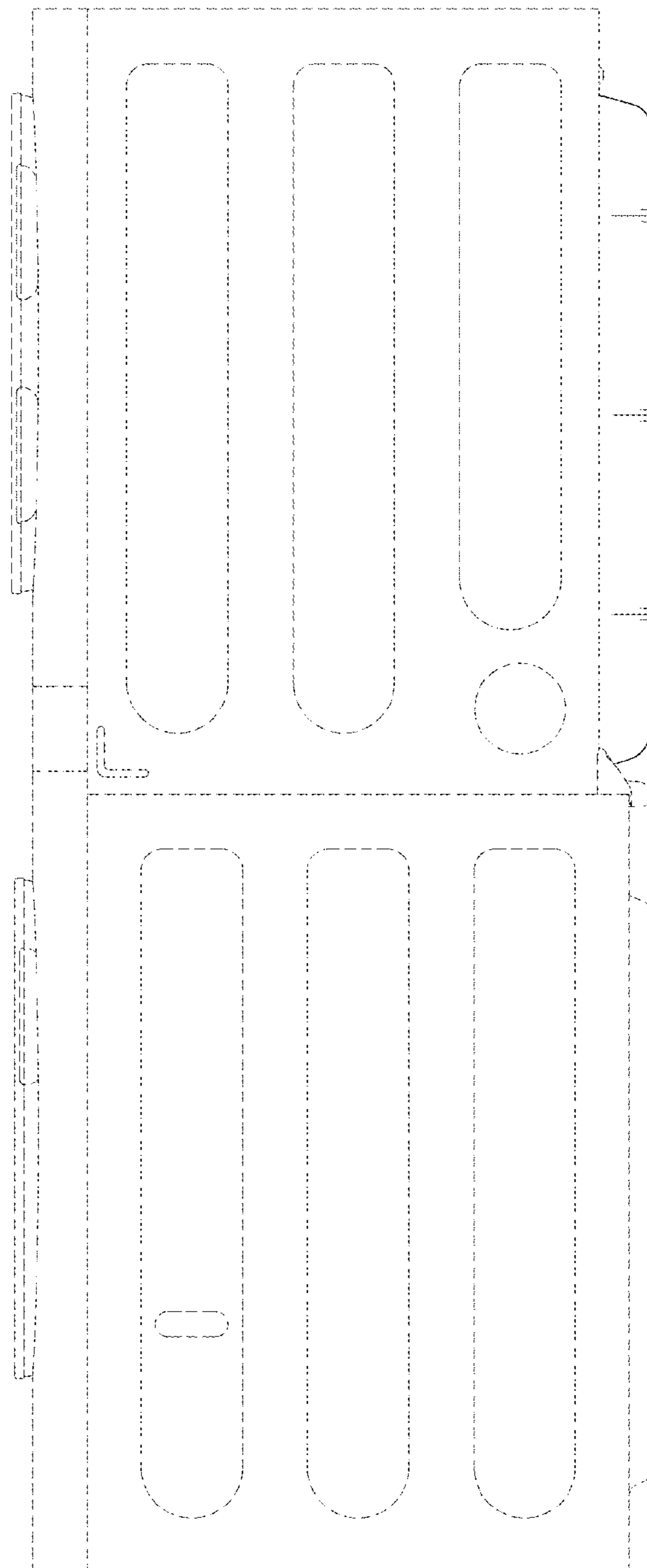


FIG. 6

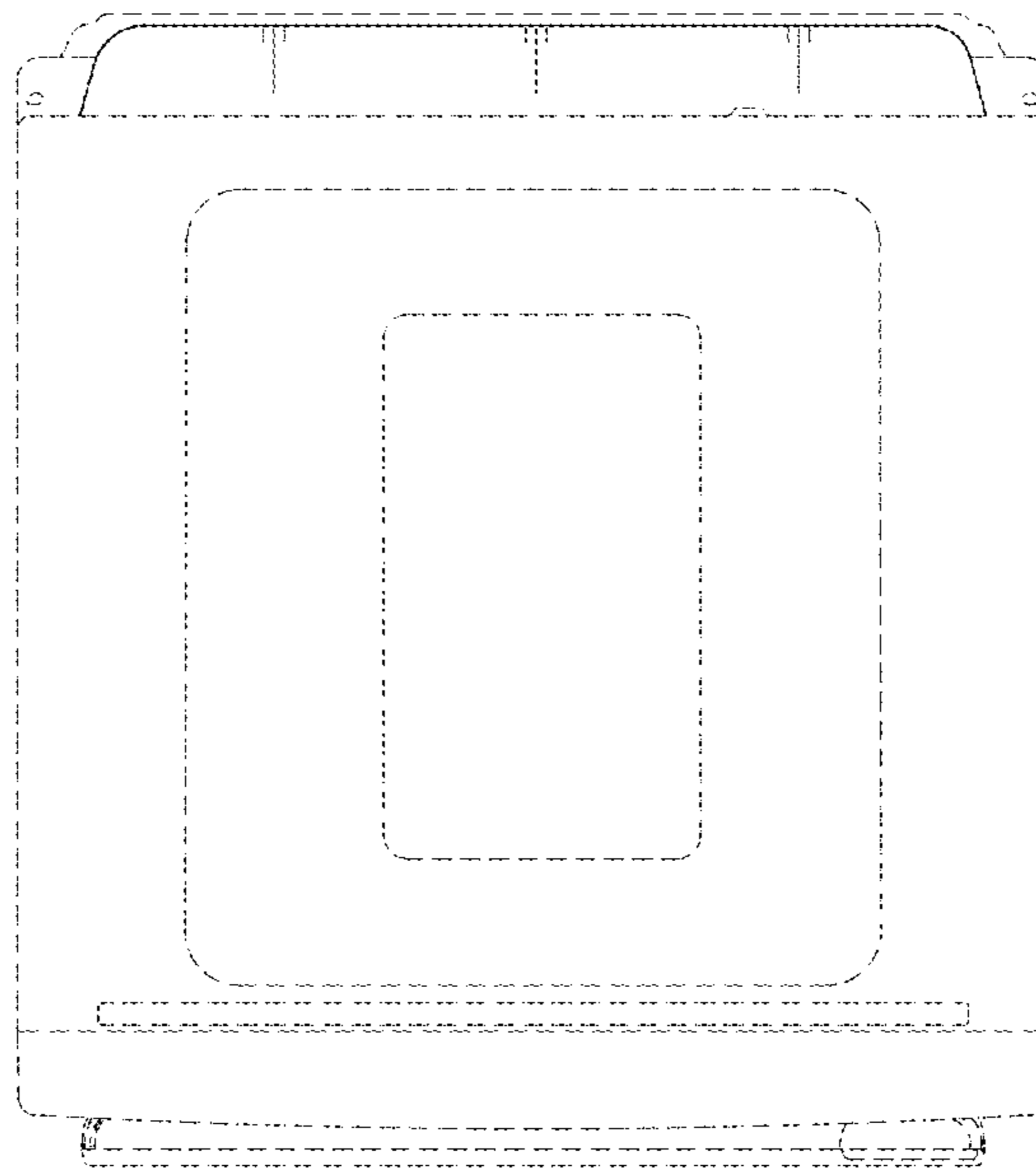


FIG. 7

