



US00D981645S

(12) **United States Design Patent**
Lambrecht

(10) **Patent No.:** **US D981,645 S**
(45) **Date of Patent:** **** Mar. 21, 2023**

(54) **HAIR CLIPPER**
(71) Applicant: **Wahl GmbH**, Unterkirnach (DE)
(72) Inventor: **Sven Lambrecht**,
Villingen-Schwenningen (DE)
(**) Term: **15 Years**
(21) Appl. No.: **35/512,357**
(22) Filed: **Jul. 28, 2021**

D759,308 S * 6/2016 Reuter D28/53
D759,309 S * 6/2016 Reuter D28/53
D760,437 S * 6/2016 Emminger D28/53
D760,438 S * 6/2016 Emminger D28/53
D809,206 S * 1/2018 Boulanger D28/53
D859,743 S * 9/2019 Lambrecht B26B 19/00
D28/53
D867,662 S * 11/2019 Cociffi D28/53
D870,383 S * 12/2019 Zhang D28/53
D880,067 S * 3/2020 Hu D28/53
D883,573 S * 5/2020 Cociffi D28/53
D895,209 S * 9/2020 Lambrecht D28/53

* cited by examiner

(80) **Hague Agreement Data**
Int. Filing Date: **Jul. 28, 2021**
Int. Reg. No.: **DM/215637**
Int. Reg. Date: **Jul. 28, 2021**
Int. Reg. Pub. Date: **Aug. 13, 2021**

Primary Examiner — Alison M Ofstun

(57) **CLAIM**

The ornamental design for a hair clipper, as shown and described.

DESCRIPTION

(30) **Foreign Application Priority Data**

Feb. 1, 2021 (EM) 008422380-0001
Feb. 1, 2021 (EM) 008422380-0002

(51) **LOC (14) Cl.** **28-03**

(52) **U.S. Cl.**
USPC **D28/53**

(58) **Field of Classification Search**
USPC D28/44, 52-54; D30/158
CPC B26B 19/00; B26B 19/02; B26B 19/04;
B26B 19/06; B26B 19/20; B26B 19/28;
B26B 19/30; B26B 19/38; B26B 19/3873
See application file for complete search history.

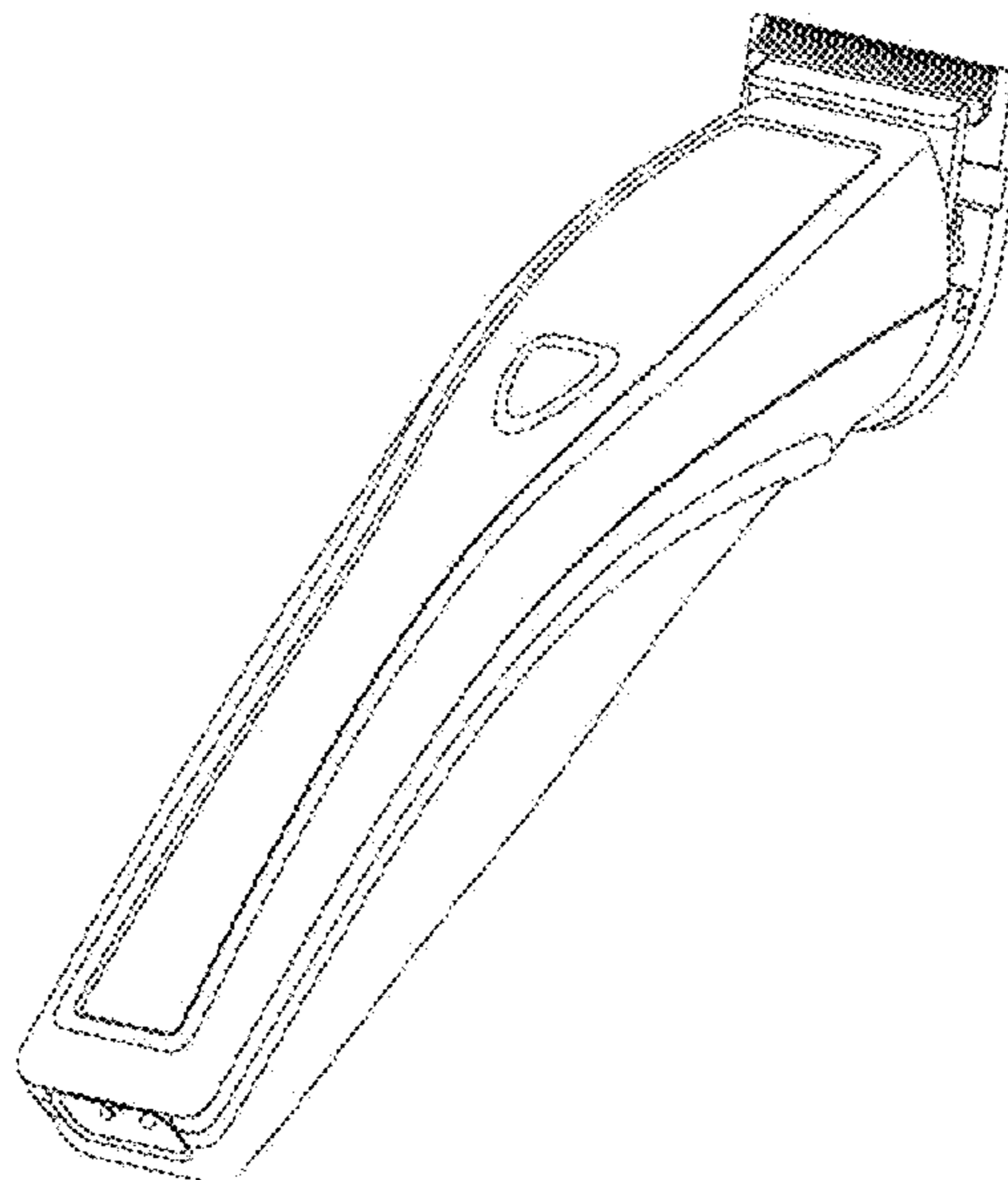
(56) **References Cited**

U.S. PATENT DOCUMENTS

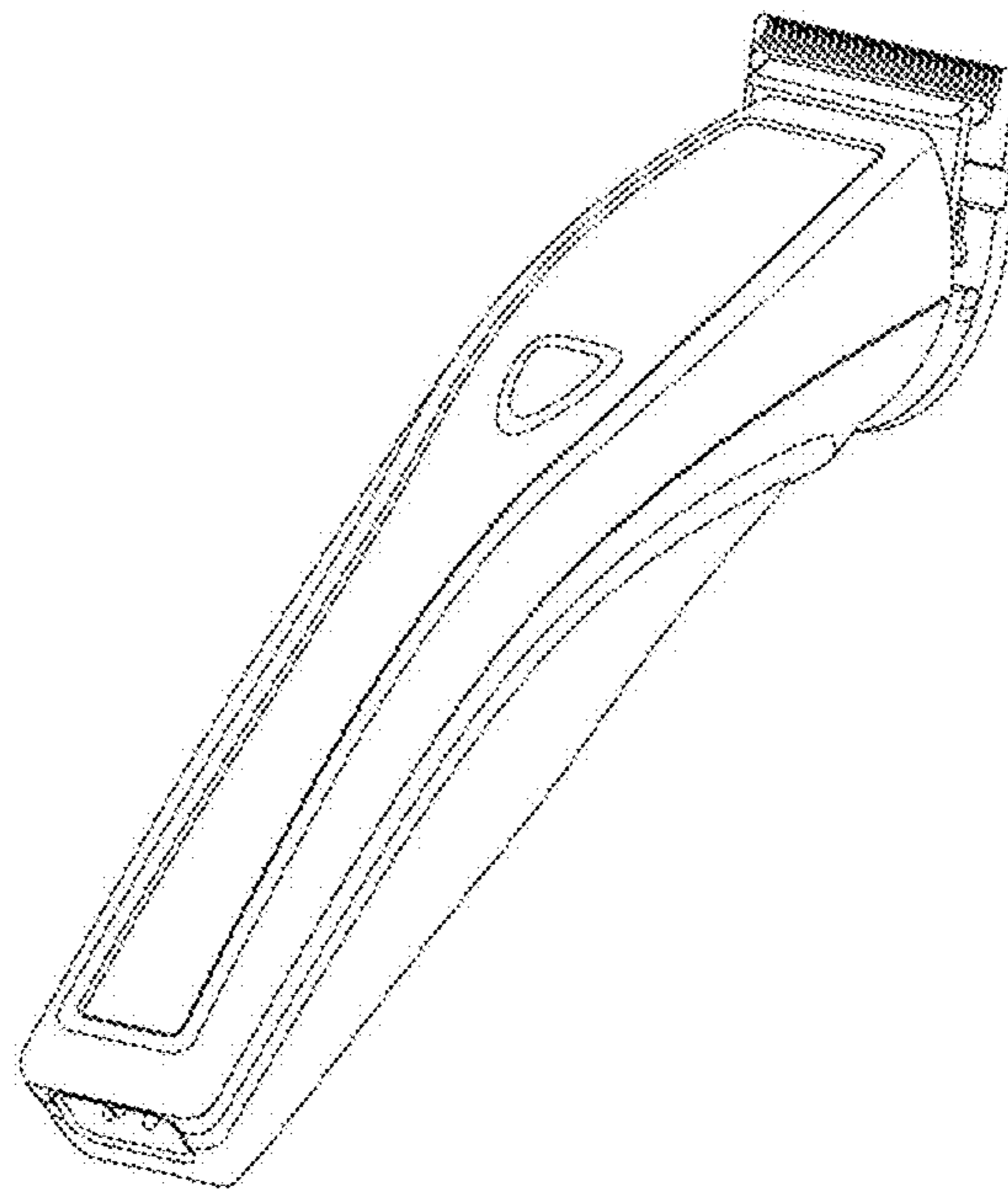
D681,276 S * 4/2013 Colle D28/53
D720,888 S * 1/2015 Colle D28/53
D721,205 S * 1/2015 Colle D28/53
D749,786 S * 2/2016 Werner D28/53

1. Hair clipper
2. Hair clipper
FIG 1.1 is a perspective view of a new design for a hair clipper.
FIG 1.2 is a front view of a new design for a hair clipper.
FIG 1.3 is a back view of a new design for a hair clipper.
FIG 1.4 is a left view of a new design for a hair clipper.
FIG 1.5 is a right view of a new design for a hair clipper.
FIG 1.6 is a top view of a new design for a hair clipper.
FIG 1.7 is a bottom view of a new design for a hair clipper.
FIG 2.1 is a perspective view of a new design for a hair clipper.
FIG 2.2 is a front view of a new design for a hair clipper.
FIG 2.3 is a back view of a new design for a hair clipper.
FIG 2.4 is a left view of a new design for a hair clipper.
FIG 2.5 is a right view of a new design for a hair clipper.
FIG 2.6 is a top view of a new design for a hair clipper.
FIG 2.7 is a bottom view of a new design for a hair clipper.

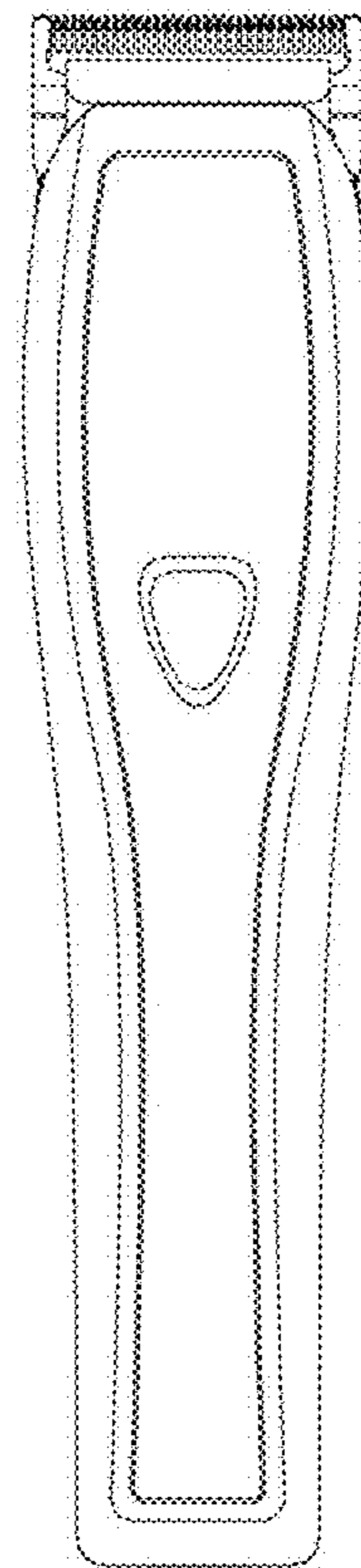
1 Claim, 14 Drawing Sheets



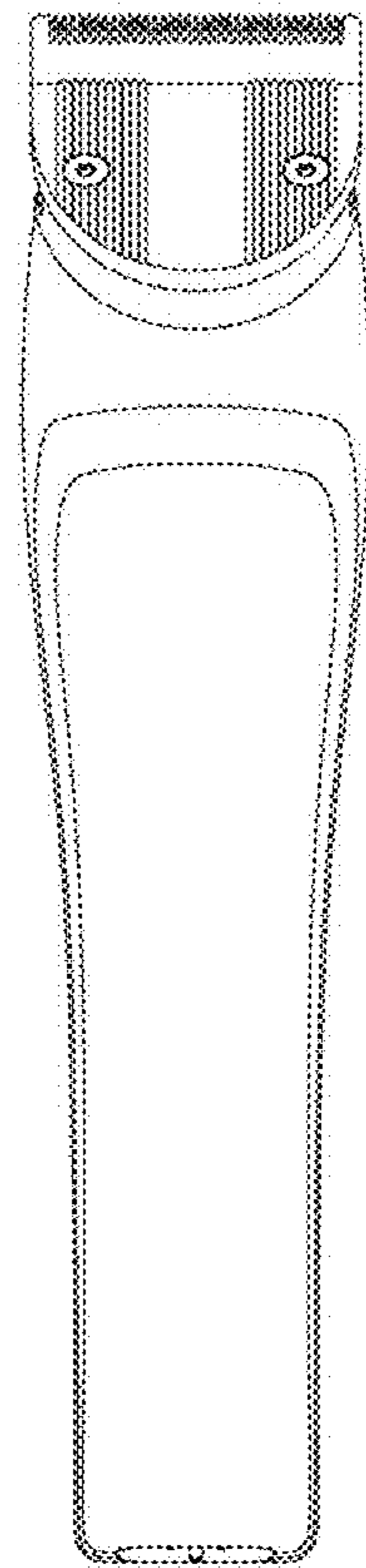
1.1



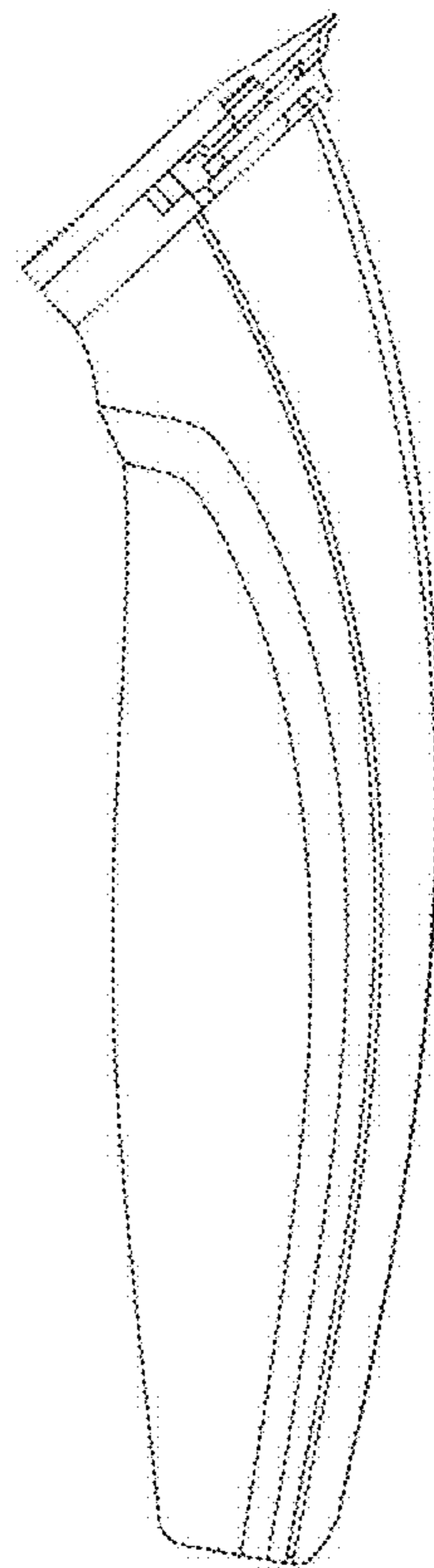
1.2



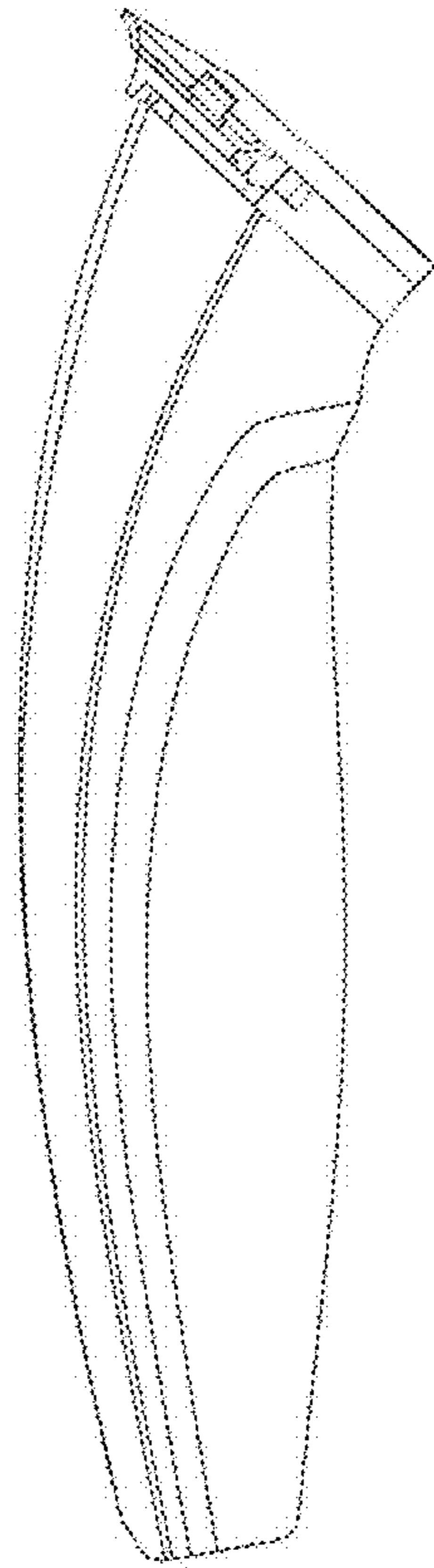
1.3



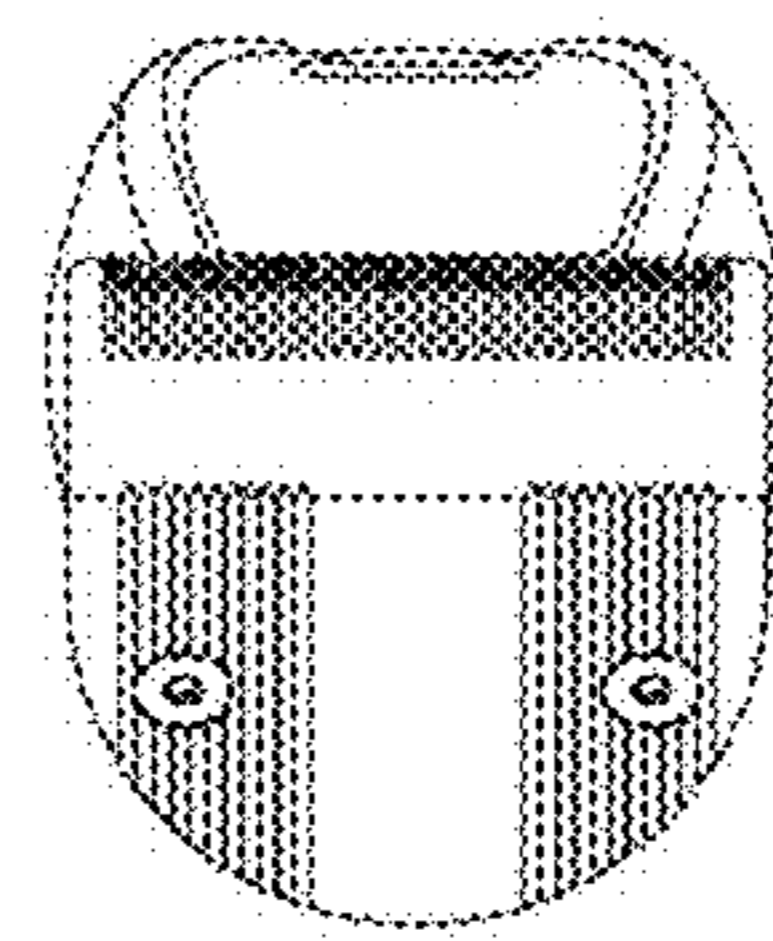
1.4



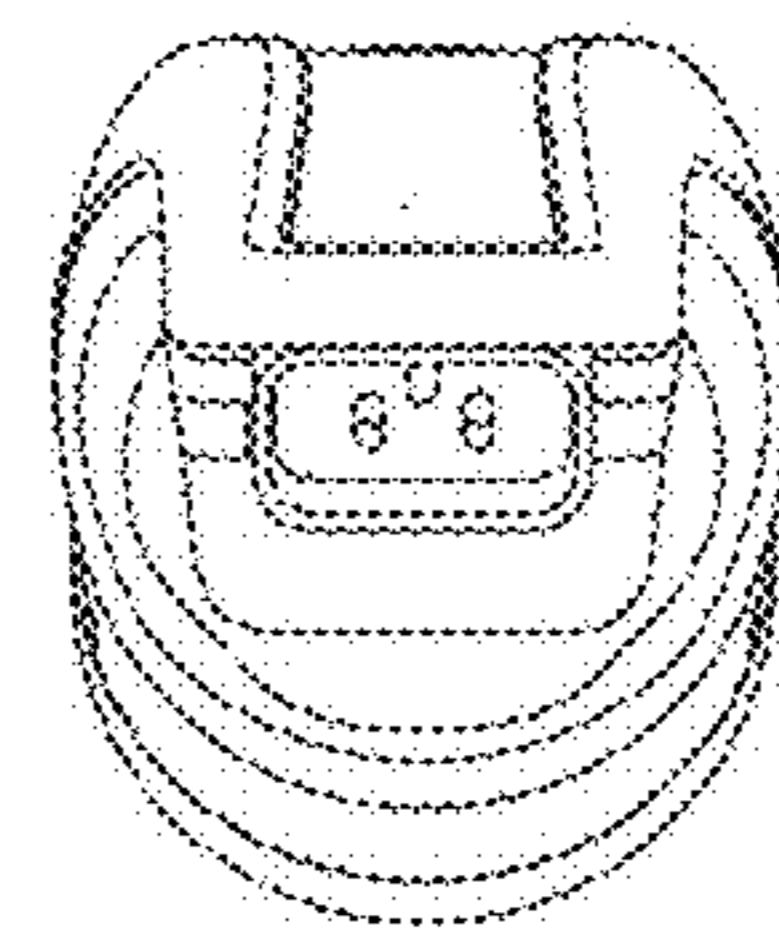
1.5



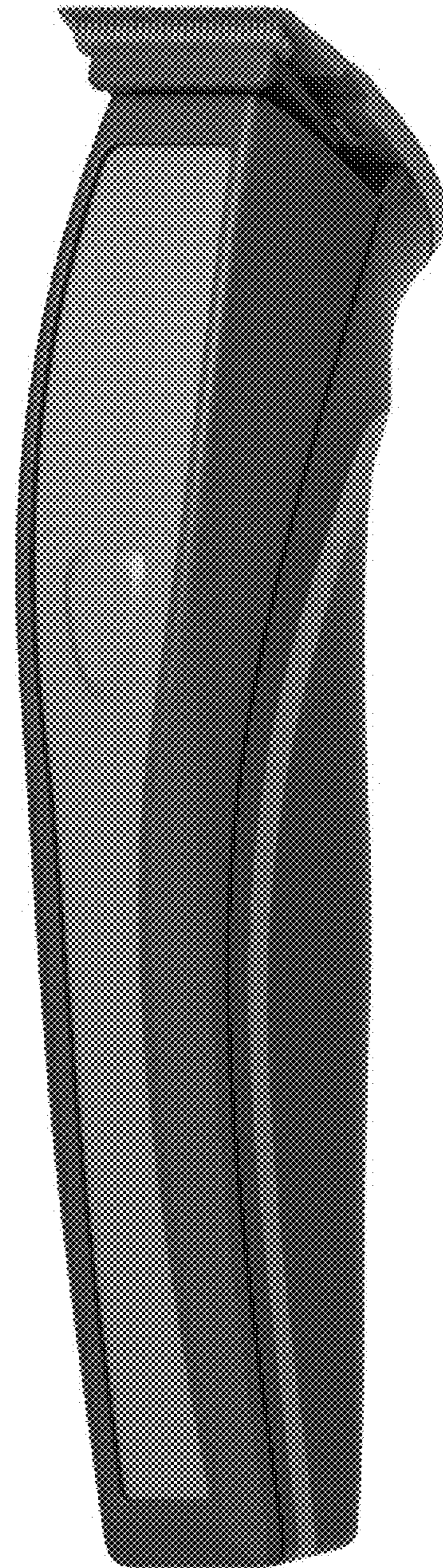
1.6



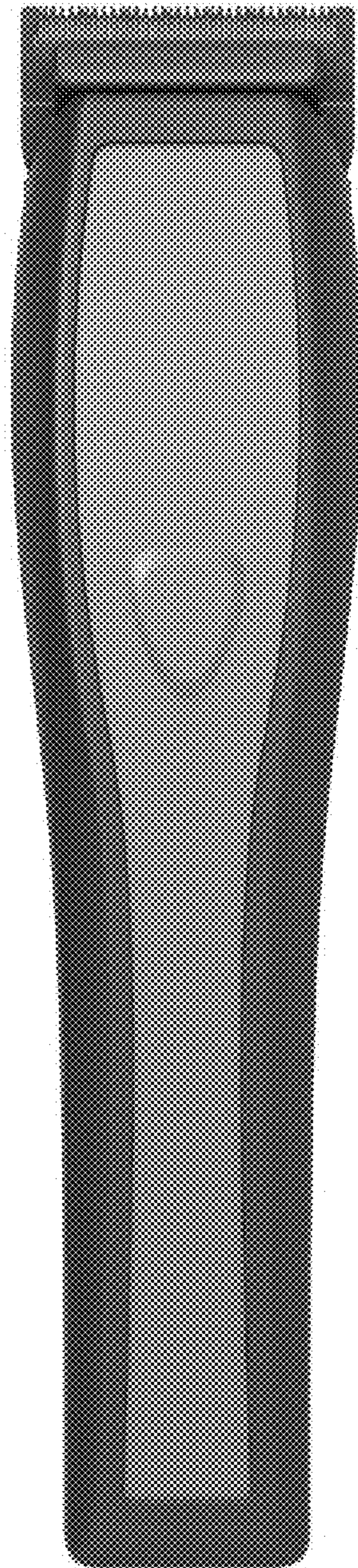
1.7




2.1




2.2




2.3




2.4



2.5



2.6



2.7

