



US00D981638S

(12) **United States Design Patent** (10) **Patent No.:** **US D981,638 S**  
**Wei** (45) **Date of Patent:** **\*\* Mar. 21, 2023**

(54) **PROJECTION LAMP**

(71) Applicant: **Jun Wei**, Zhejiang (CN)

(72) Inventor: **Jun Wei**, Zhejiang (CN)

(\*\*) Term: **15 Years**

(21) Appl. No.: **29/780,141**

(22) Filed: **Apr. 22, 2021**

(30) **Foreign Application Priority Data**

Mar. 16, 2021 (CN) ..... 202130140356.6

(51) **LOC (14) Cl.** ..... **26-05**

(52) **U.S. Cl.**  
USPC ..... **D26/104**

(58) **Field of Classification Search**  
USPC ..... D26/51, 52, 98, 104, 106, 110, 108  
CPC .. F21V 17/02; F21V 21/30; F21V 9/40; F21S  
10/007; F21W 2131/406  
See application file for complete search history.

(56) **References Cited**

**U.S. PATENT DOCUMENTS**

- D726,157 S \* 4/2015 Chang ..... G03B 21/145  
D14/216
- D756,326 S \* 5/2016 Holzer ..... F21V 3/049  
D14/171
- D793,363 S \* 8/2017 Zhang ..... D14/216
- D807,566 S \* 1/2018 Duarte ..... D26/110
- D848,051 S \* 5/2019 Huang ..... D26/104
- D858,860 S \* 9/2019 Lin ..... D26/106
- D880,554 S \* 4/2020 Yu ..... D16/203
- D880,741 S \* 4/2020 Duarte ..... D26/61
- D887,073 S \* 6/2020 Lin ..... D26/106
- D889,730 S \* 7/2020 Lin ..... D26/110
- D907,281 S \* 1/2021 Wu ..... D26/104
- D914,957 S \* 3/2021 Zeng ..... D26/110

- D943,800 S \* 2/2022 Wang ..... D26/104
- D949,456 S \* 4/2022 Liu ..... D26/93
- D964,636 S \* 9/2022 Zheng ..... D26/110
- D968,015 S \* 10/2022 Xin ..... D16/225
- 2021/0364142 A1\* 11/2021 Zheng ..... F21V 3/049
- 2022/0099261 A1\* 3/2022 Wei ..... G03B 21/145

**OTHER PUBLICATIONS**

Amazon | Liuyang, Planetarium Projector, 6 in 1 Galaxy Projector Night Light . . . , posted on Oct. 30, 2021 © 1996-2022, Amazon.com, Inc. [online], site visited Dec. 11, 2022], Available from Internet, <URL: <https://www.amazon.com/LIUYANG-Planetarium-Projector-Rotating-Focusable/dp/B09KP88W73?th=1>> (Year: 2021).\*

\* cited by examiner

*Primary Examiner* — Cary M Robinson  
*Assistant Examiner* — Julie Marie Bailey

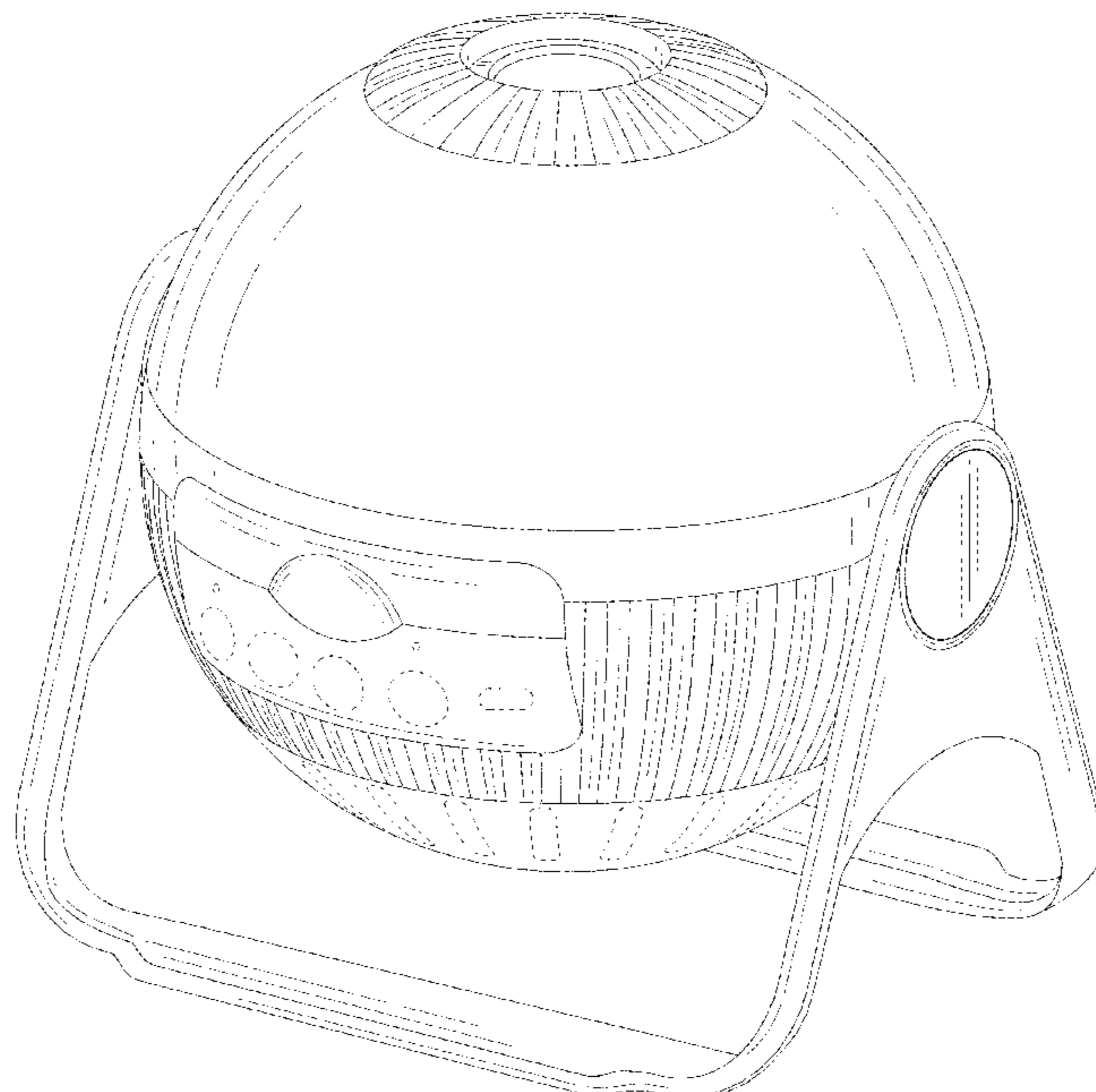
(57) **CLAIM**

The ornamental design for a projection lamp, as shown and described.

**DESCRIPTION**

FIG. 1 is a perspective view of a projection lamp showing my new design;  
FIG. 2 is a front view thereof;  
FIG. 3 is a back view thereof;  
FIG. 4 is a left view thereof;  
FIG. 5 is a right view thereof;  
FIG. 6 is a top view thereof; and,  
FIG. 7 is a bottom view thereof.  
The broken lines shown on the drawings depict portions of the projection lamp that form no part of the claimed design.

**1 Claim, 7 Drawing Sheets**






FIG. 1

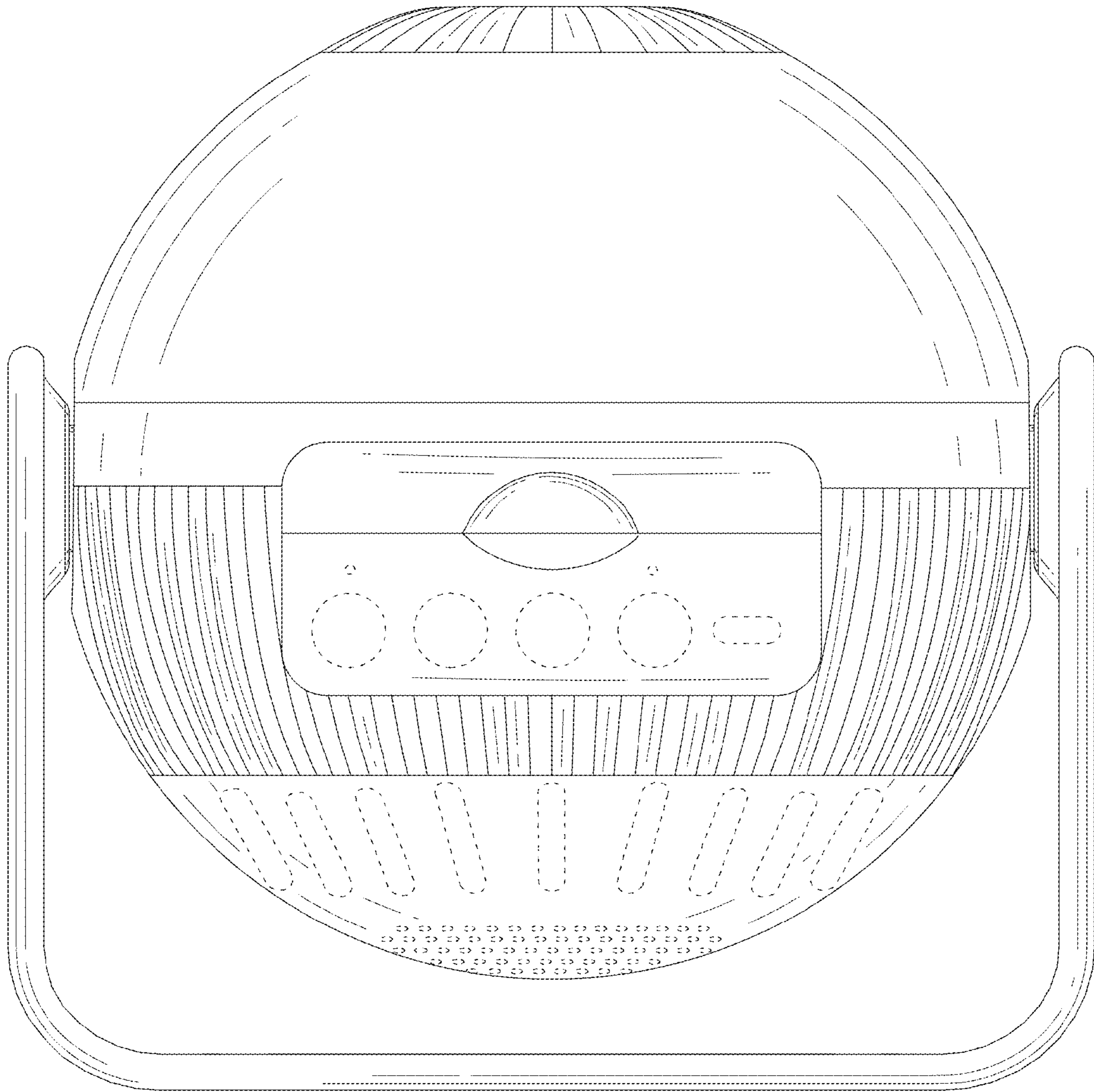


FIG. 2

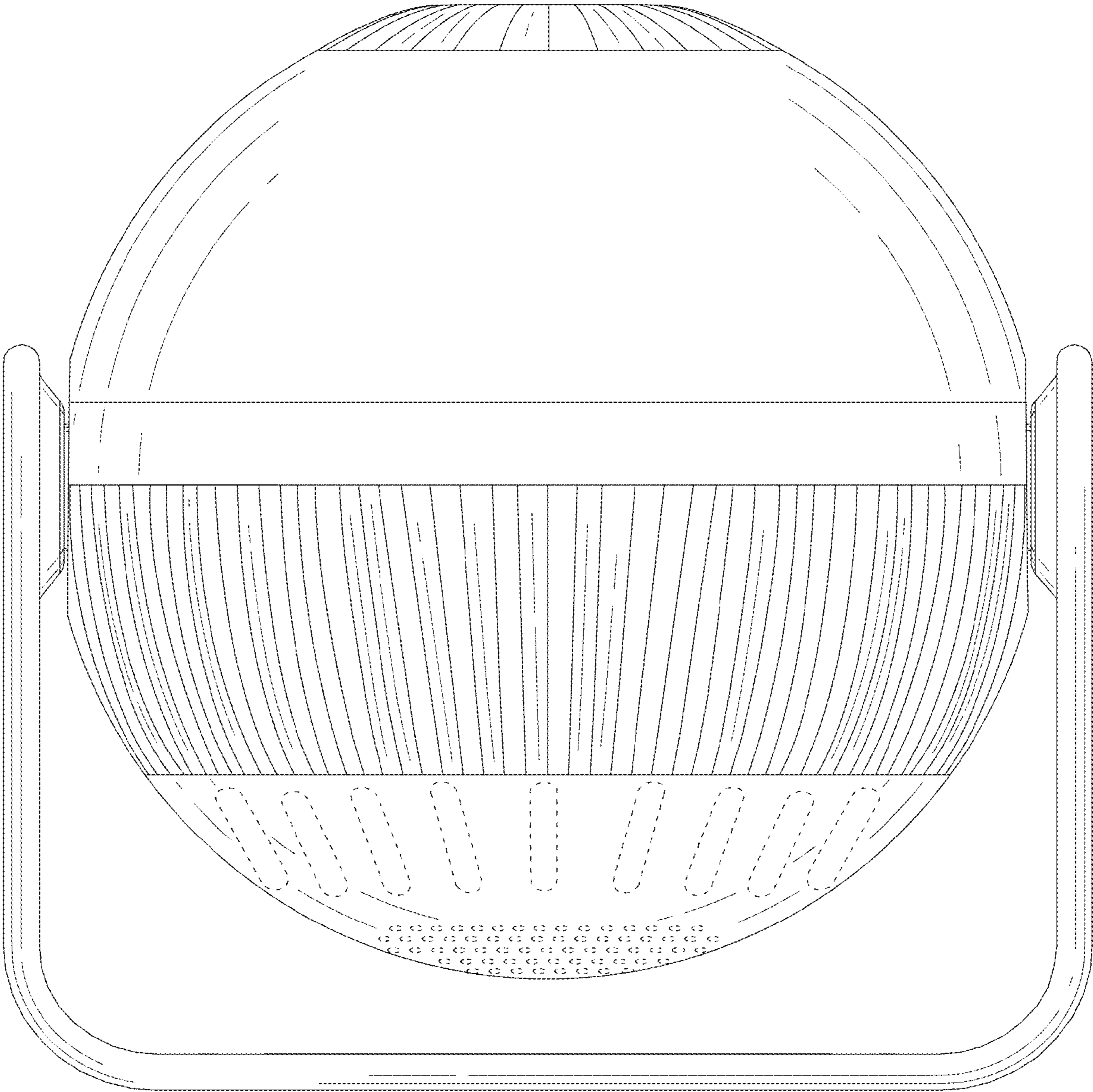


FIG. 3

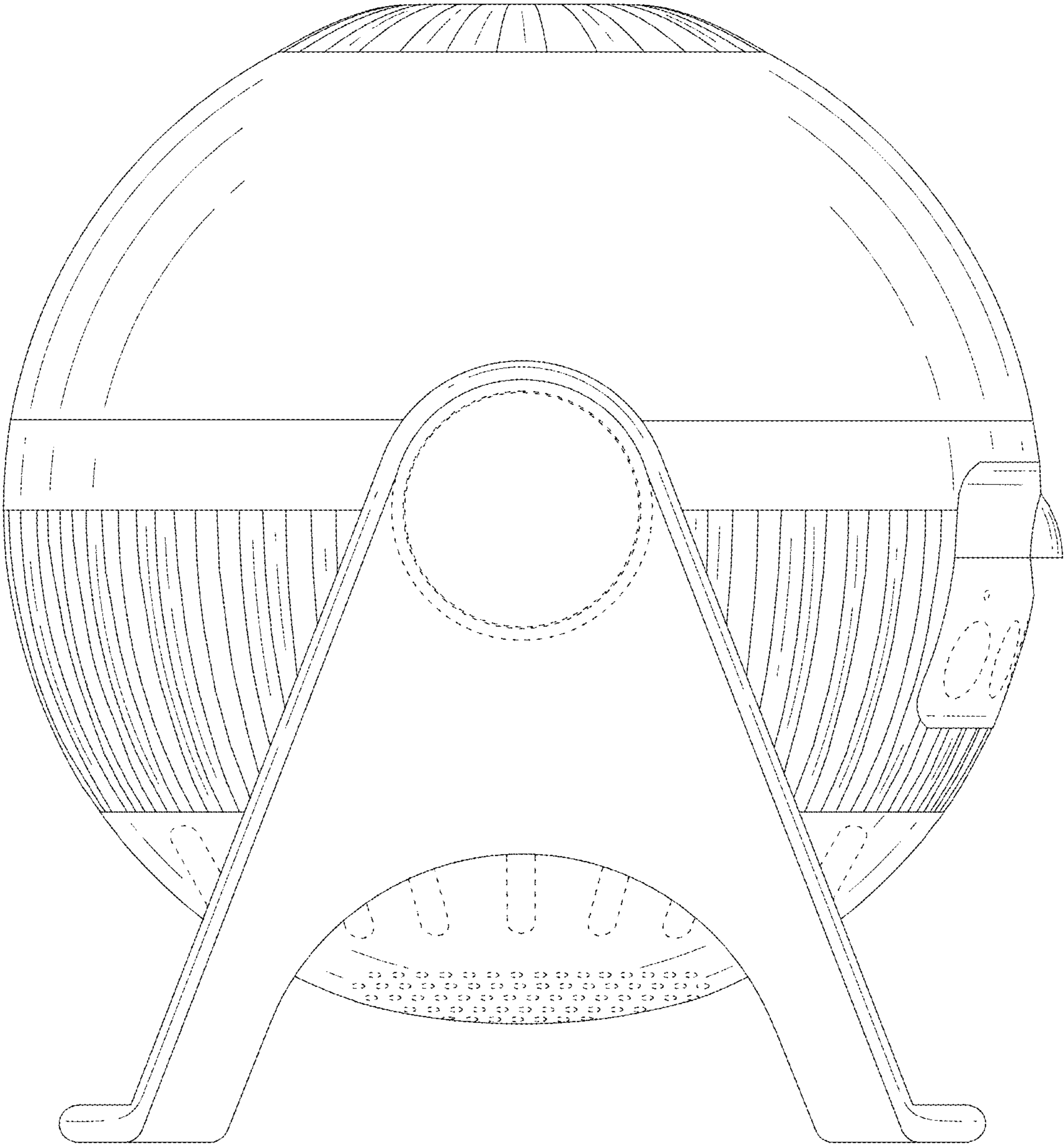


FIG. 4

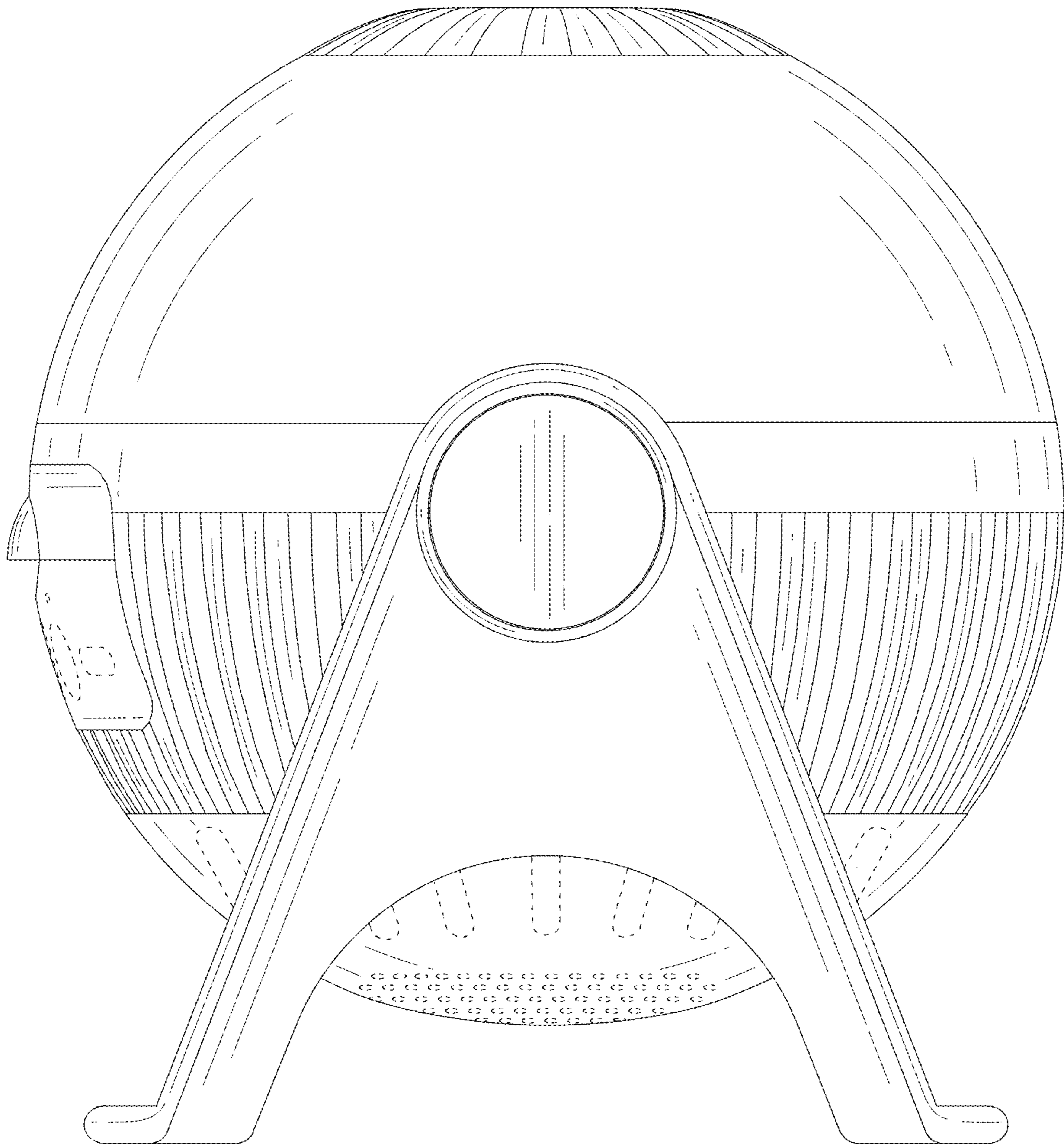


FIG. 5

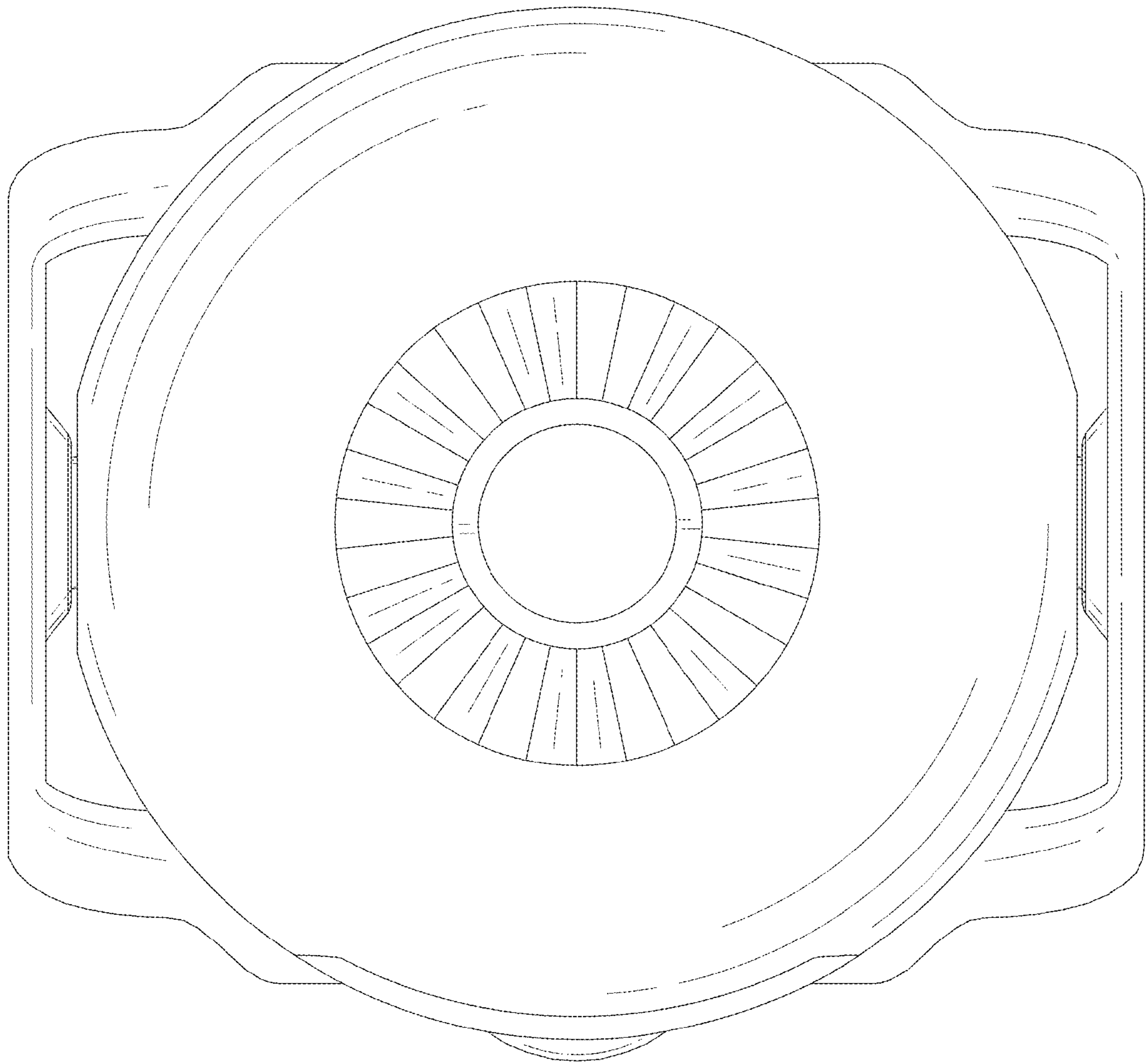


FIG. 6

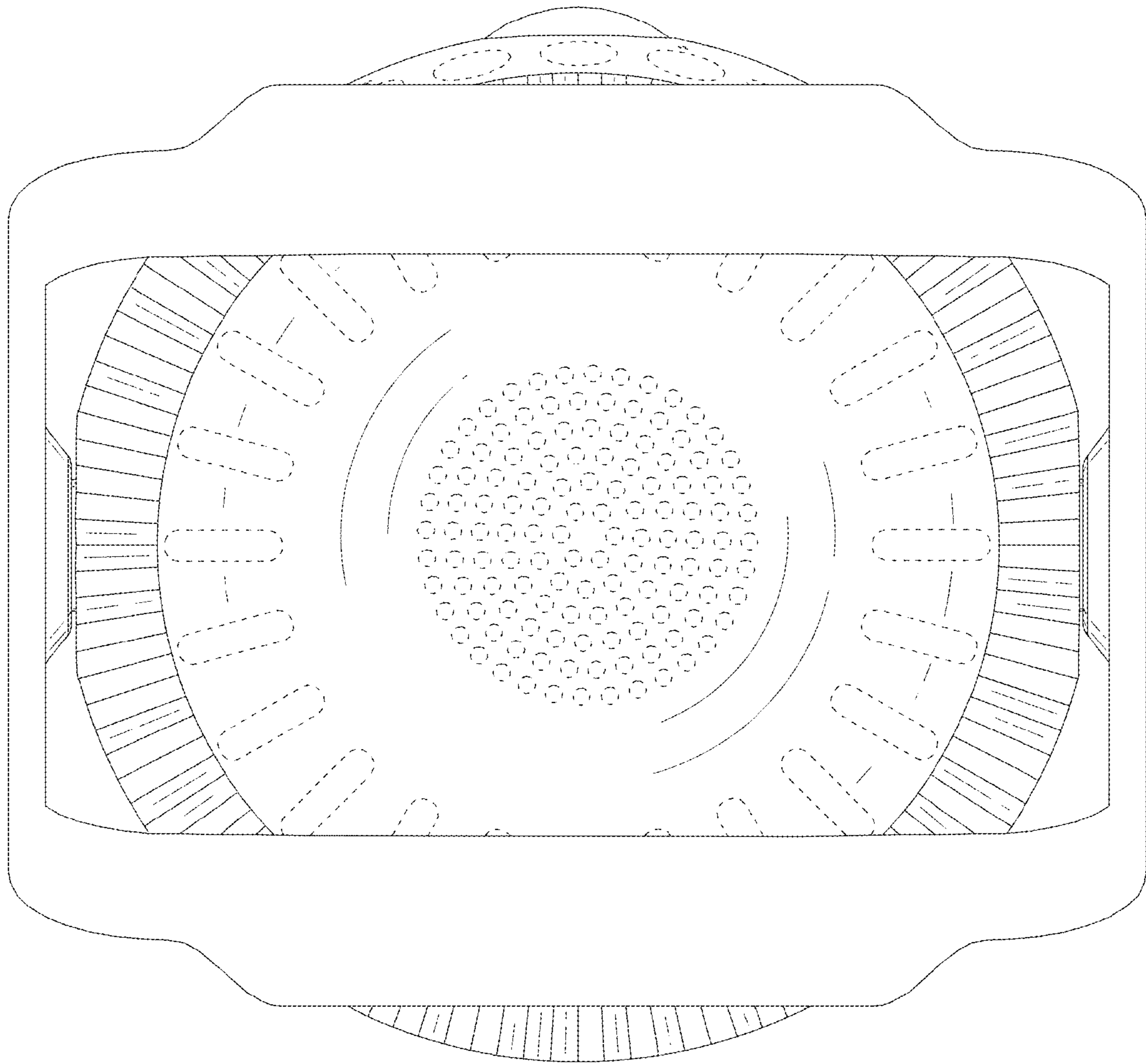


FIG. 7