



US00D981634S

(12) **United States Design Patent**  
**Zheng et al.**

(10) **Patent No.:** **US D981,634 S**  
(45) **Date of Patent:** **\*\* Mar. 21, 2023**

- (54) **STARRY PROJECTOR LAMP**
- (71) Applicant: **Shenzhen Bolong Technology Co. Ltd.**, Shenzhen (CN)
- (72) Inventors: **Huazhu Zheng**, Shenzhen (CN);  
**Caijian Zheng**, Shenzhen (CN);  
**Wenzhen Ouyang**, Shenzhen (CN)
- (\*\*) Term: **15 Years**
- (21) Appl. No.: **29/790,844**
- (22) Filed: **Dec. 17, 2021**
- (30) **Foreign Application Priority Data**  
Dec. 3, 2021 (CN) ..... 202130800008.7
- (51) **LOC (14) Cl.** ..... **26-05**
- (52) **U.S. Cl.**  
USPC ..... **D26/94**; D14/203.2; D14/207; D21/637
- (58) **Field of Classification Search**  
USPC ..... D26/24, 51-52, 57, 93-94, 98, 104-108,  
D26/110; D21/611, 621-622, 634, 637;  
D14/172, 194-195, 203.2, 204, 221, 207  
CPC ..... F21Y 2115/10; F21Y 2101/00; F21Y  
2113/13; F21V 14/08; F21V 5/04; F21V  
9/08; F21W 2121/00; F21W 2131/406;  
F21W 2121/008; F21W 2131/30  
See application file for complete search history.

D861,964 S	10/2019	Lin	
D861,965 S	10/2019	Lin	
D861,967 S	* 10/2019	Lin	..... D26/110
D868,907 S	* 12/2019	Liu	..... D15/199
D887,388 S	* 6/2020	Chen	..... D14/204
D901,065 S	* 11/2020	Wang	..... D26/104
D927,751 S	* 8/2021	Zheng	..... D26/94
D941,405 S	* 1/2022	Liao	..... D21/634

**OTHER PUBLICATIONS**

Star Projector. By Elec3. Dated Mar. 9, 2022. Found online [Jul. 25, 2022]. <https://www.amazon.com/Projector-Bedroom-Control-Bluetooth-Speaker/dp/B09V544PFT> (Year: 2022).\*

\* cited by examiner

*Primary Examiner* — Mark A Goodwin  
*Assistant Examiner* — William B Melliar  
(74) *Attorney, Agent, or Firm* — Rumit Ranjit Kanakia

(57) **CLAIM**

The ornamental design for a starry projector lamp, as shown and described.

**DESCRIPTION**

FIG. 1 is a first perspective view of a starry projector lamp showing our new design;  
FIG. 2 is a second perspective view thereof;  
FIG. 3 is a front view thereof;  
FIG. 4 is a back view thereof;  
FIG. 5 is a left side view thereof;  
FIG. 6 is a right side view thereof;  
FIG. 7 is a top view thereof; and,  
FIG. 8 is a bottom view thereof.  
The broken lines shown in the drawings depict portions of the starry projector lamp in which the design is embodied that form no part of the claimed design.

**1 Claim, 8 Drawing Sheets**

- (56) **References Cited**  
**U.S. PATENT DOCUMENTS**  
D322,861 S \* 12/1991 Oshimi ..... D26/57  
D544,133 S \* 6/2007 Kovac ..... D26/98  
D746,384 S \* 12/2015 Kantawala ..... D21/621  
D746,502 S \* 12/2015 Kovac ..... D26/98  
D757,684 S \* 5/2016 Feng ..... D14/207  
D794,600 S \* 8/2017 Kwak ..... D14/203.2






FIG. 1



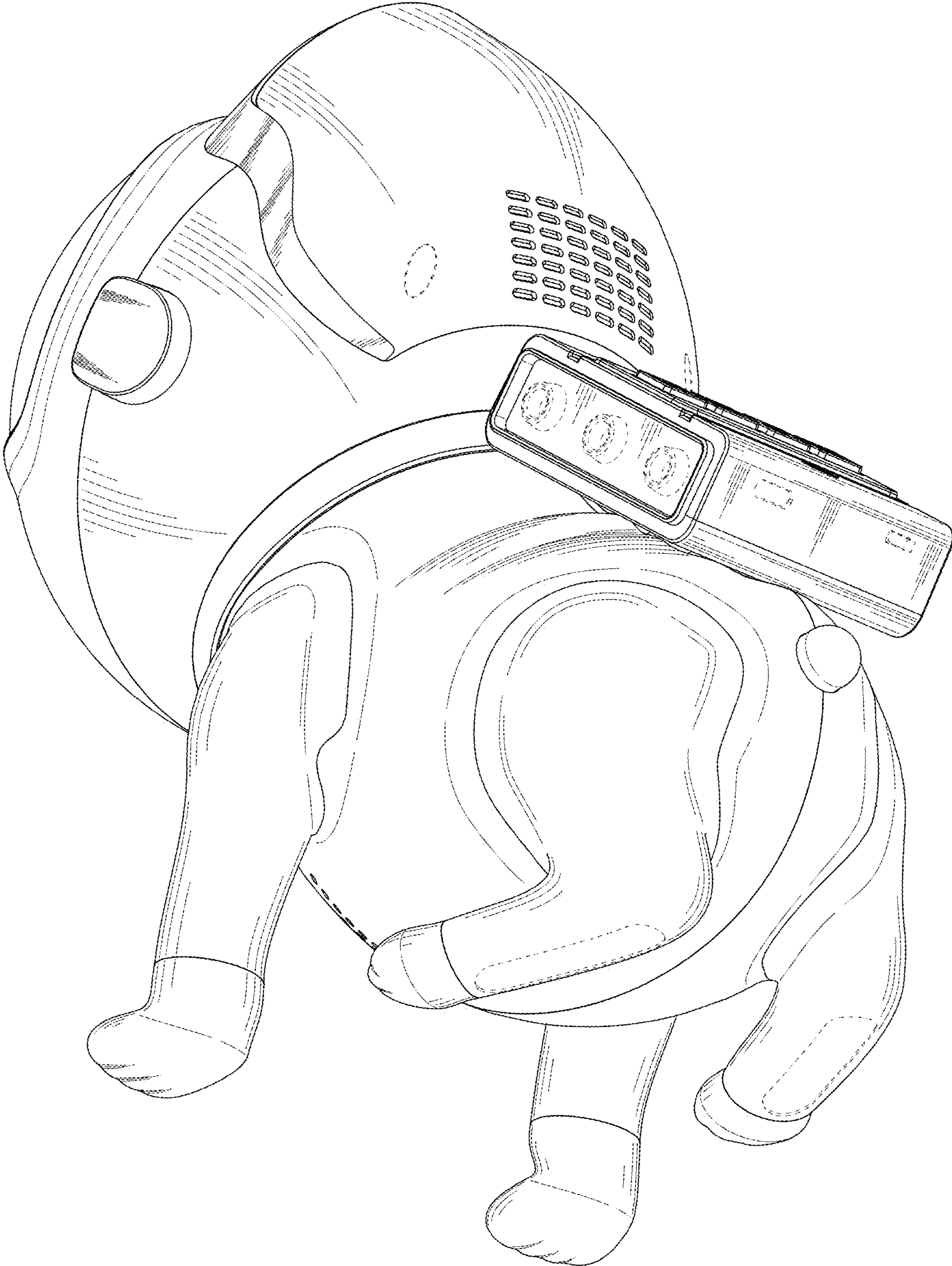


FIG. 2

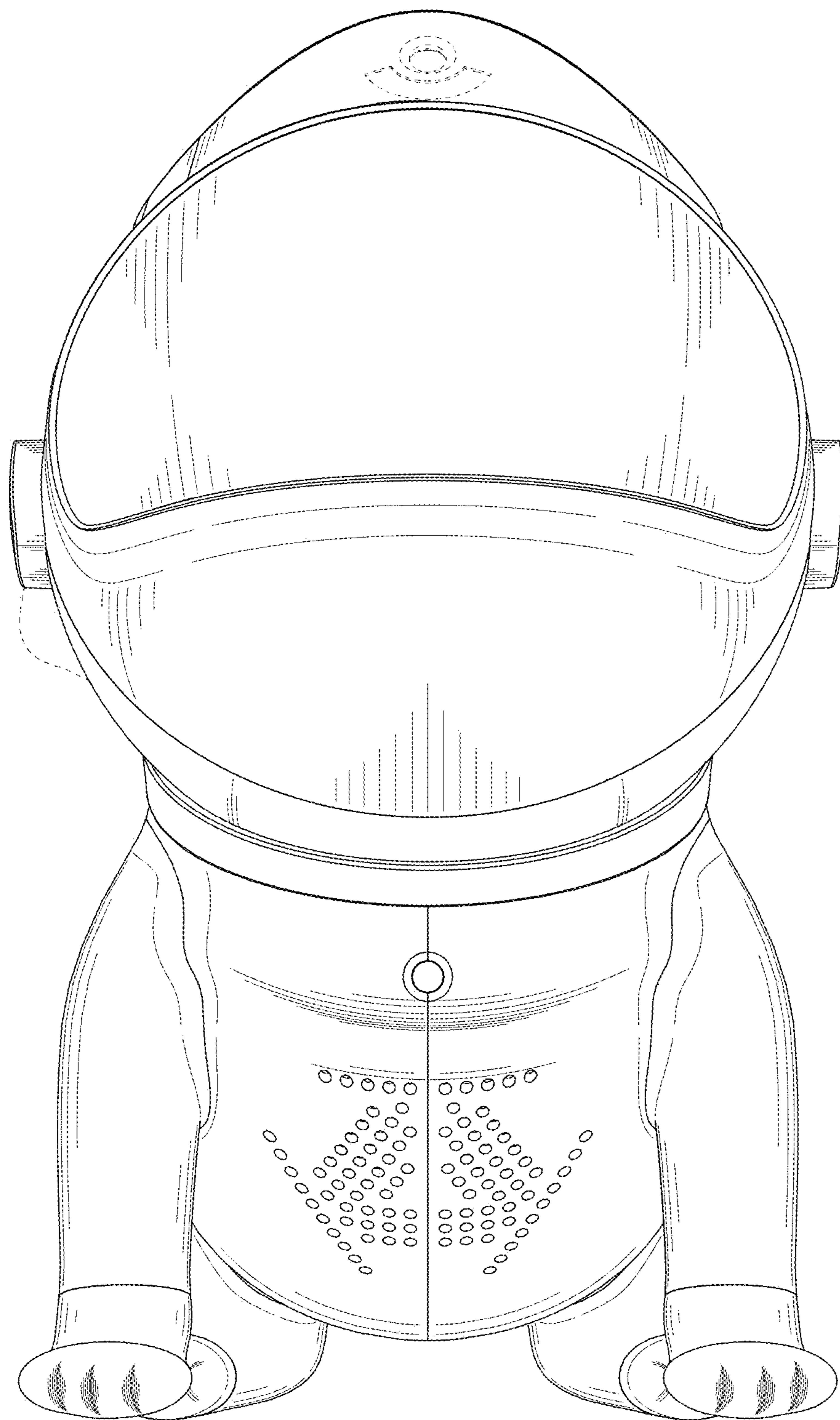


FIG. 3

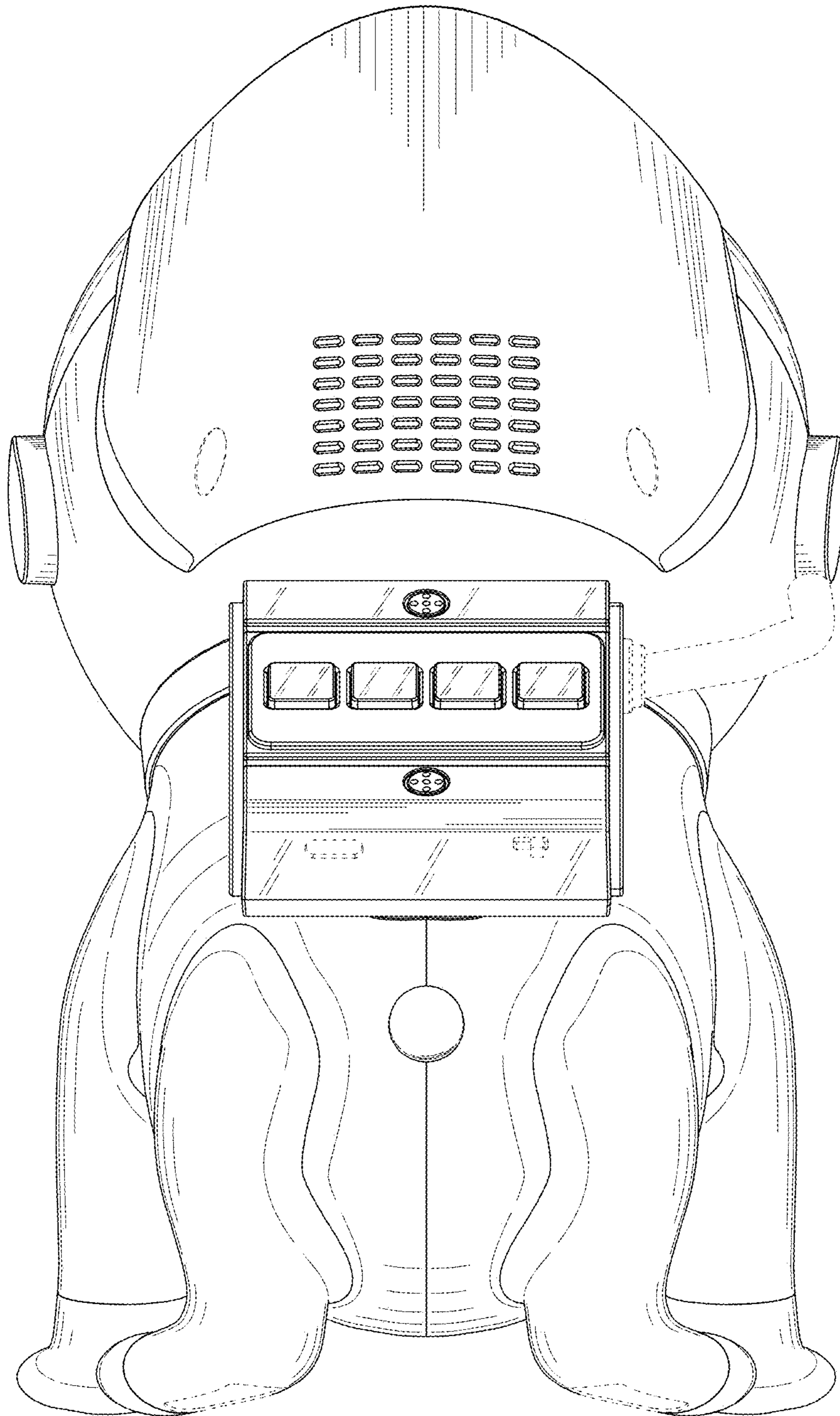


FIG. 4






FIG. 5




FIG. 6

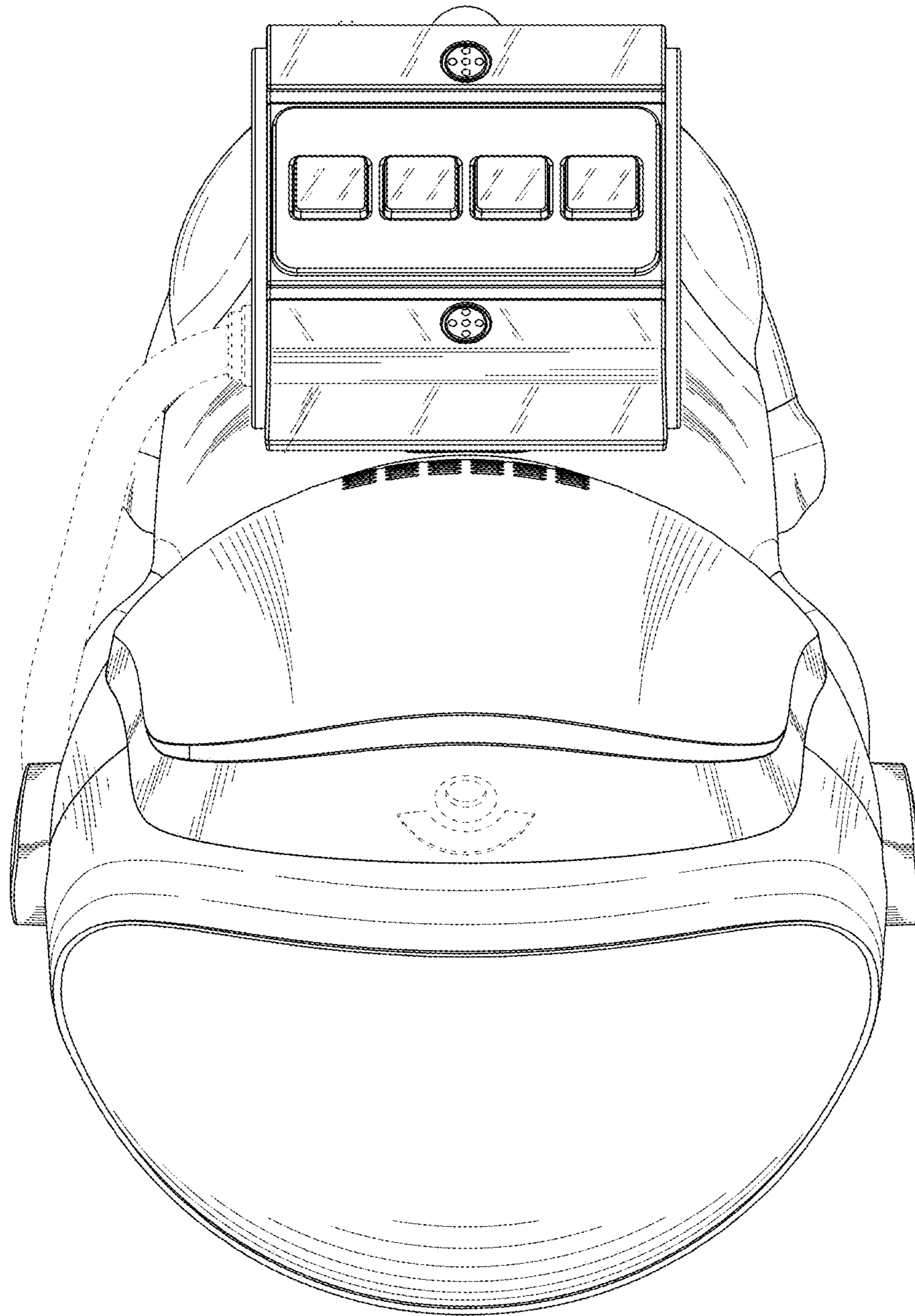


FIG. 7



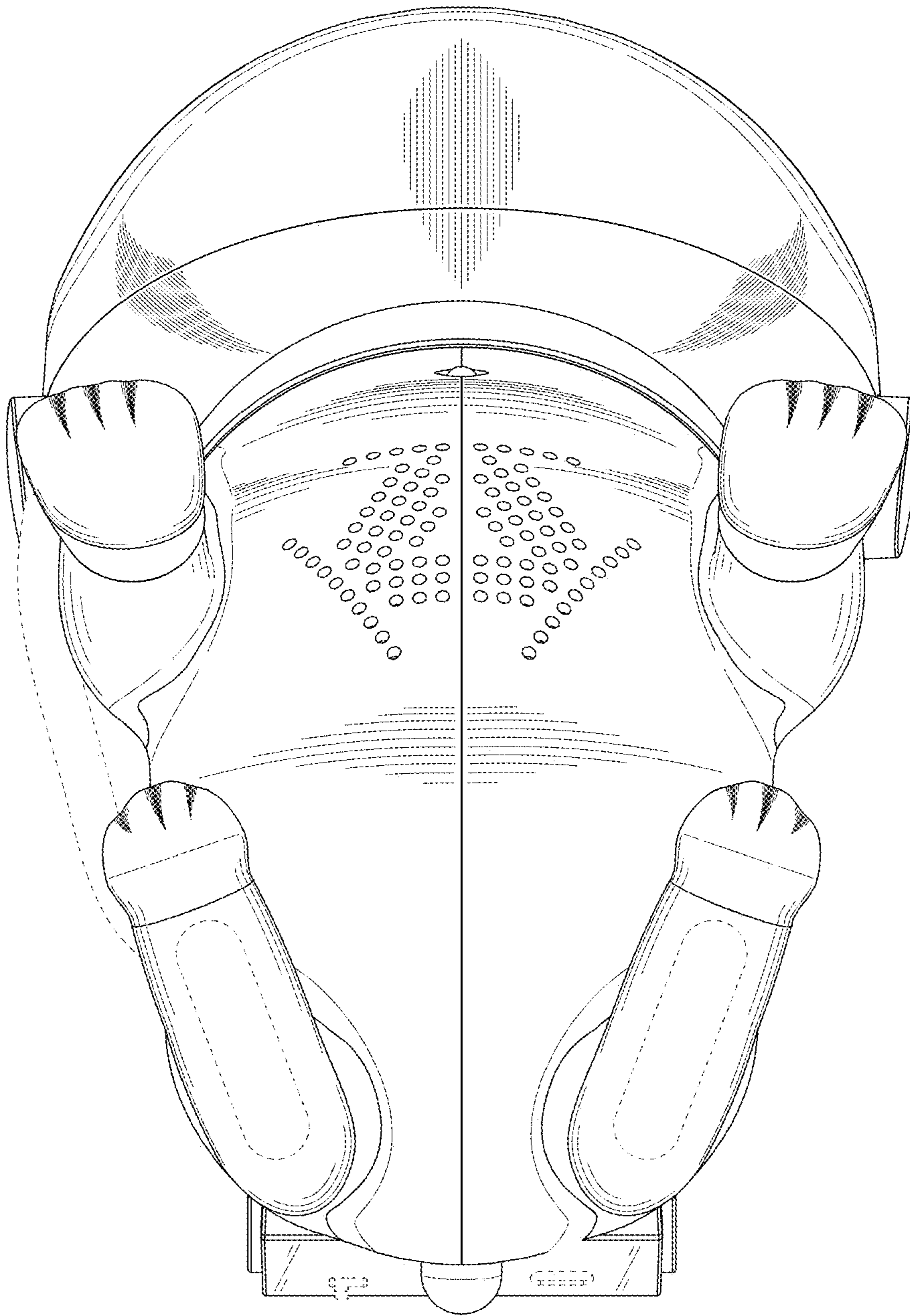


FIG. 8