



US00D981625S

(12) **United States Design Patent**
Lai

(10) **Patent No.:** **US D981,625 S**
(45) **Date of Patent:** **** Mar. 21, 2023**

(54) **SOLAR LIGHT**

(71) Applicant: **Yunfei Lai**, Ganzhou (CN)

(72) Inventor: **Yunfei Lai**, Ganzhou (CN)

(**) Term: **15 Years**

(21) Appl. No.: **29/836,584**

(22) Filed: **Apr. 28, 2022**

(51) **LOC (14) Cl.** **25-03**

(52) **U.S. Cl.**
USPC **D26/67**

(58) **Field of Classification Search**
USPC D26/1, 2, 5, 7, 37-44, 46-52, 67-70, 72,
D26/85

CPC F21S 9/037; F21W 2111/02
See application file for complete search history.

(56) **References Cited**

U.S. PATENT DOCUMENTS

D457,979 S	5/2002	Chen	
D466,243 S	11/2002	Chen	
D485,930 S	1/2004	Chen	
D488,576 S	4/2004	Chen	
D499,830 S	12/2004	Chen	
D505,509 S	5/2005	Chen	
D509,312 S	9/2005	Chen	
D574,536 S	8/2008	Sanoner	
D605,808 S	12/2009	Sanoner	
D625,874 S	10/2010	Sanoner	
D634,400 S	* 3/2011	Tremblay D23/212
D638,968 S	* 5/2011	Chen D26/68
D732,139 S	* 6/2015	Robledo D23/212
D923,229 S	* 6/2021	Liao D26/67
D942,585 S	* 2/2022	Yu D23/212
D943,796 S	* 2/2022	Li D26/67
D953,593 S	* 5/2022	Chen D26/41
D959,038 S	* 7/2022	Yang D26/67
D960,420 S	* 8/2022	Qin D26/67

D961,045 S	*	8/2022	Lu	D23/212
D965,193 S	*	9/2022	Dong	D26/41
2012/0069581 A1	*	3/2012	Chen	F21V 3/04 156/299

OTHER PUBLICATIONS

Amazon, Solar Watering Can Light, Yjfwal Solar Watering can with Lights Garden Solar Lights Pathway Stake Lights Waterfall Fairy Lights Outdoor Decorative Lights for Walkway Yard Halloween Decor), Apr. 12, 2022, https://www.amazon.com/dp/B09XQTCML7?ref_cm_sw_r_cp_ud_dp_9473PFFD6J82YV4WRYGZ (Year: 2022).*

* cited by examiner

Primary Examiner — Keli L Hill

Assistant Examiner — Harold E Blackwell, II

(74) *Attorney, Agent, or Firm* — Rumit Ranjit Kanakia

(57) **CLAIM**

The ornamental design for a solar light, as shown and described.

DESCRIPTION

FIG. 1 is a perspective view of a solar light showing my new design;
FIG. 2 is another perspective view thereof;
FIG. 3 is a front elevational view thereof;
FIG. 4 is a rear elevational view thereof;
FIG. 5 is a left elevational view thereof;
FIG. 6 is a right side view thereof;
FIG. 7 is a top side view thereof; and,
FIG. 8 is a bottom plan view thereof.
The broken lines in the figures are for the purposes of illustrating portions of the solar light, which form no part of the claimed design.

1 Claim, 7 Drawing Sheets






FIG. 1



FIG. 2




FIG. 3




FIG. 4




FIG. 5

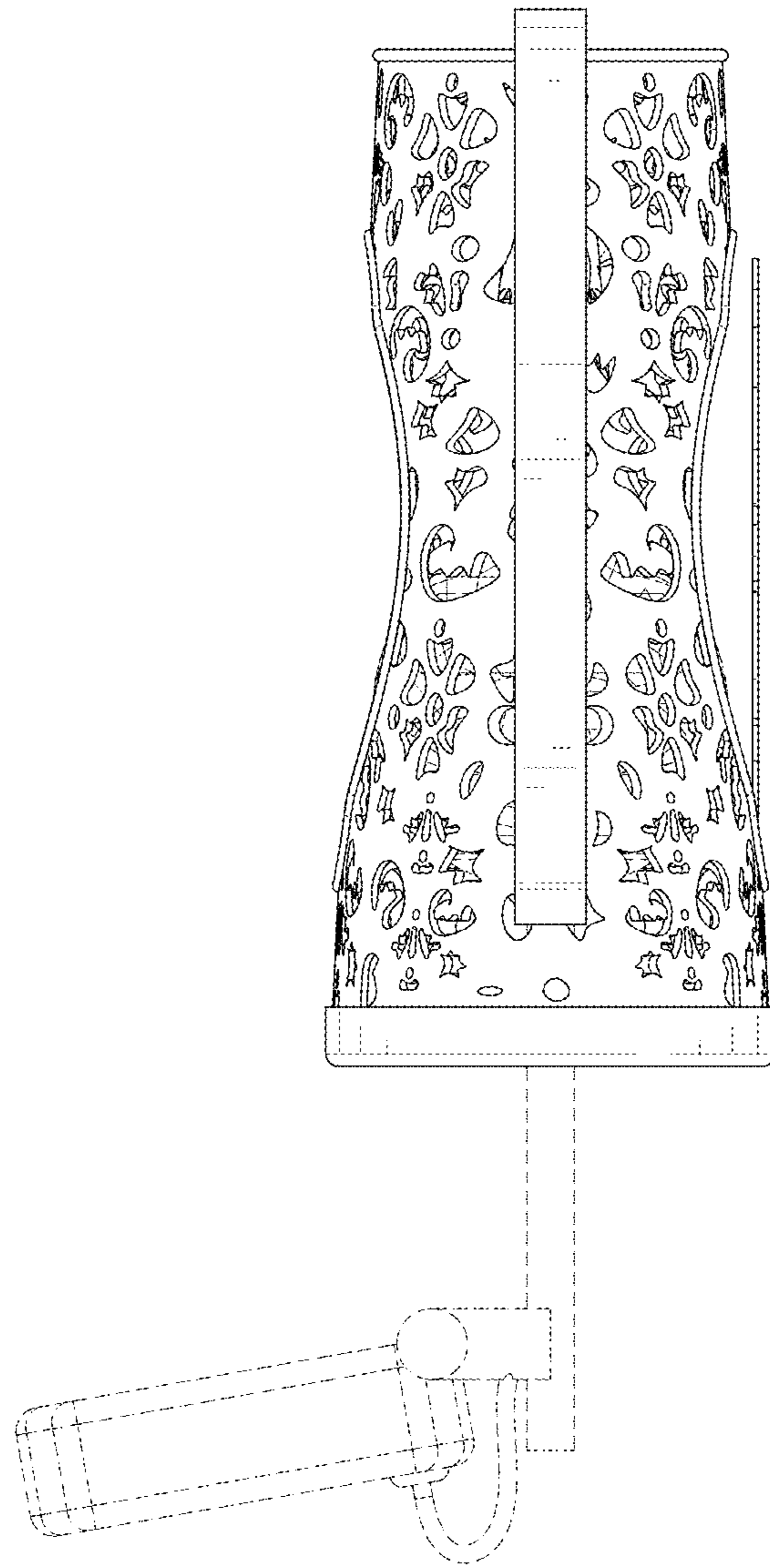


FIG. 6

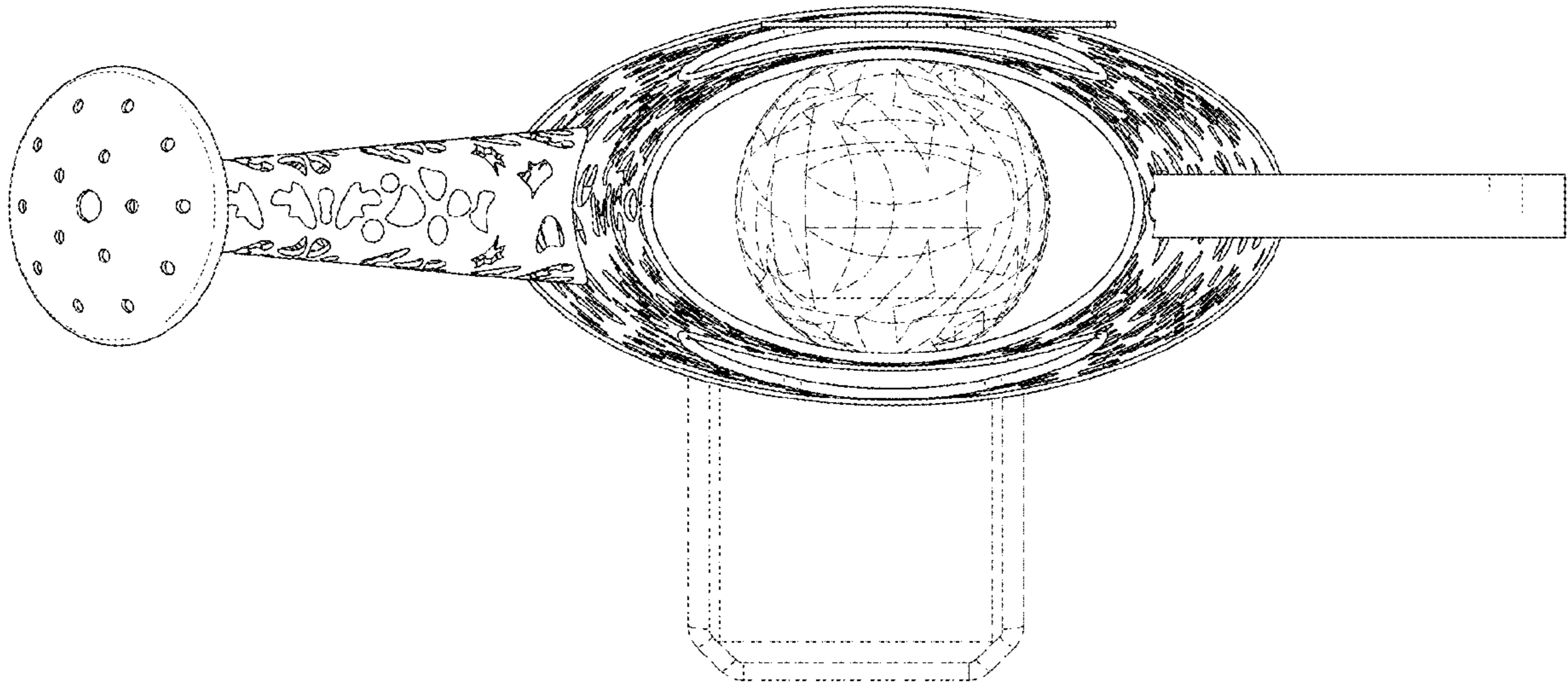


FIG. 7

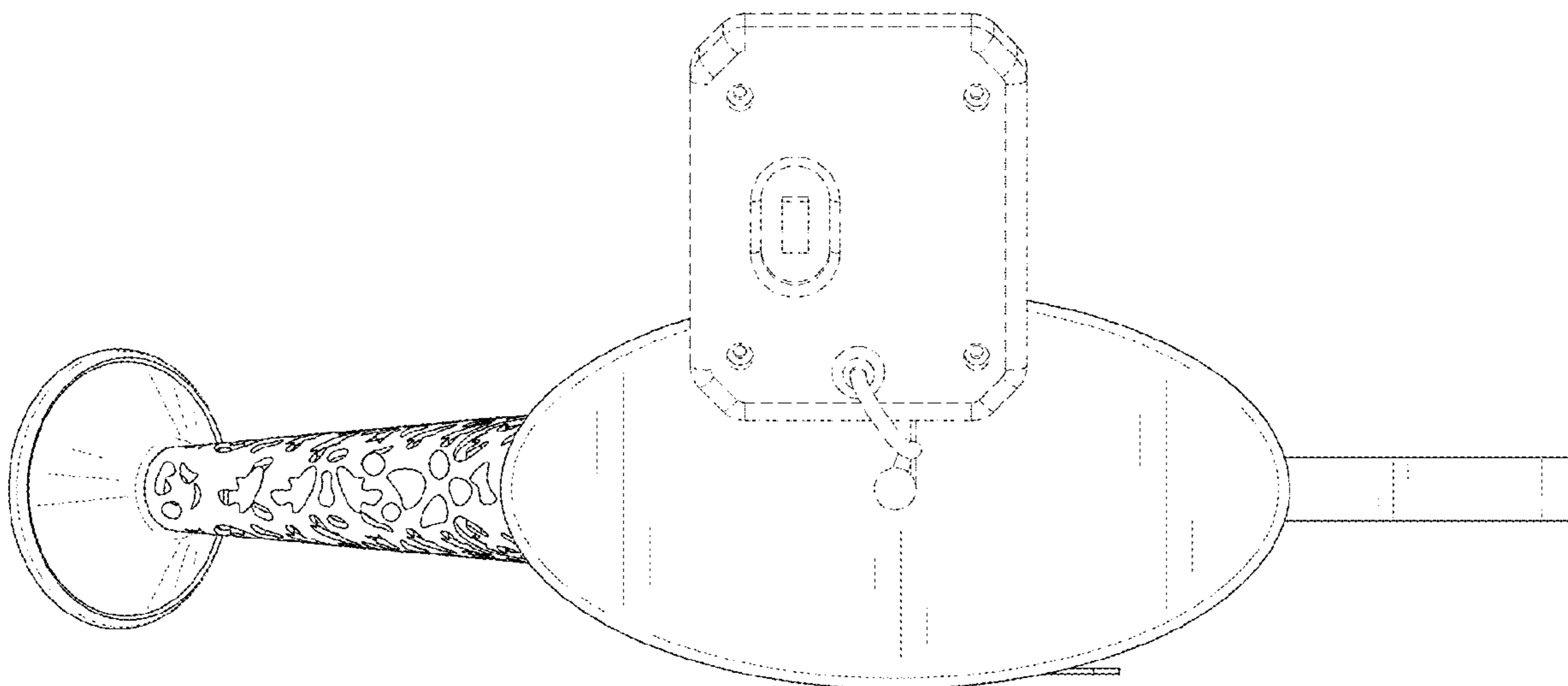


FIG. 8