



US00D981621S

(12) **United States Design Patent**
Yan

(10) **Patent No.:** **US D981,621 S**
(45) **Date of Patent:** **** Mar. 21, 2023**

(54) **SOLAR LIGHT**

(71) Applicant: **Wangquan Yan**, Ninghai (CN)

(72) Inventor: **Wangquan Yan**, Ninghai (CN)

(**) Term: **15 Years**

(21) Appl. No.: **29/856,483**

(22) Filed: **Oct. 14, 2022**

(51) **LOC (14) Cl.** **26-05**

(52) **U.S. Cl.**
USPC **D26/63**

(58) **Field of Classification Search**
USPC D26/60-67, 69-70, 72, 87; D10/111,
D10/114.1, 114.9

CPC F21S 8/00; F21S 8/33; F21S 8/36; F21S
8/46; F21S 8/083; F21S 11/00; F21S
13/02; F21S 13/10

See application file for complete search history.

(56) **References Cited**

U.S. PATENT DOCUMENTS

D620,181 S	7/2010	Sanoner	
D761,474 S *	7/2016	Chen	F21V 23/001 D26/65
D788,967 S *	6/2017	Chen	D26/65
D799,104 S *	10/2017	Chen	D26/120
D821,021 S *	6/2018	Chen	D26/120
D829,956 S	10/2018	Liu	
D866,036 S *	11/2019	Tan	D26/63
D869,721 S *	12/2019	Recker	D26/63
D891,687 S *	7/2020	Chen	D26/120
D894,462 S *	8/2020	Recker	D26/63
D914,261 S *	3/2021	Ouyang	D26/65
D922,645 S *	6/2021	Gowing	D26/63
D923,854 S	6/2021	Huang	
D929,008 S *	8/2021	Singh	D26/63
D949,450 S *	4/2022	Zhang	D26/63
D949,451 S *	4/2022	Zhang	D26/63
D950,820 S *	5/2022	Zheng	D26/63
D954,324 S *	6/2022	Rajasekaran	F21S 8/04 D26/65

D956,300 S *	6/2022	Yan	D26/65
D956,304 S *	6/2022	Liu	D26/65
D970,769 S *	11/2022	Wu	D26/63

(Continued)

FOREIGN PATENT DOCUMENTS

CN	306706581	*	7/2021
CN	306967637	*	11/2021
CN	307466079	*	7/2022

OTHER PUBLICATIONS

“Lepower 4500LM Dusk to Dawn LED Flood Light,” Jan. 19, 2021, amazon.com, site visited Jan. 11, 2023, URL: <https://www.amazon.com/LEPOWER-Security-Photocell-Waterproof-Adjustable/dp/B08TBV2PV2?th=1> (Year: 2021).*

(Continued)

Primary Examiner — Christy Nemeth

Assistant Examiner — Sarah L Smith

(74) *Attorney, Agent, or Firm* — Rumit Ranjit Kanakia

(57) **CLAIM**

The ornamental design for a solar light, as shown and described.

DESCRIPTION

FIG. 1 is a first perspective view of a solar light showing my new design;

FIG. 2 is a second perspective view thereof;

FIG. 3 is a front view thereof;

FIG. 4 is a back view thereof;

FIG. 5 is a left side view thereof;

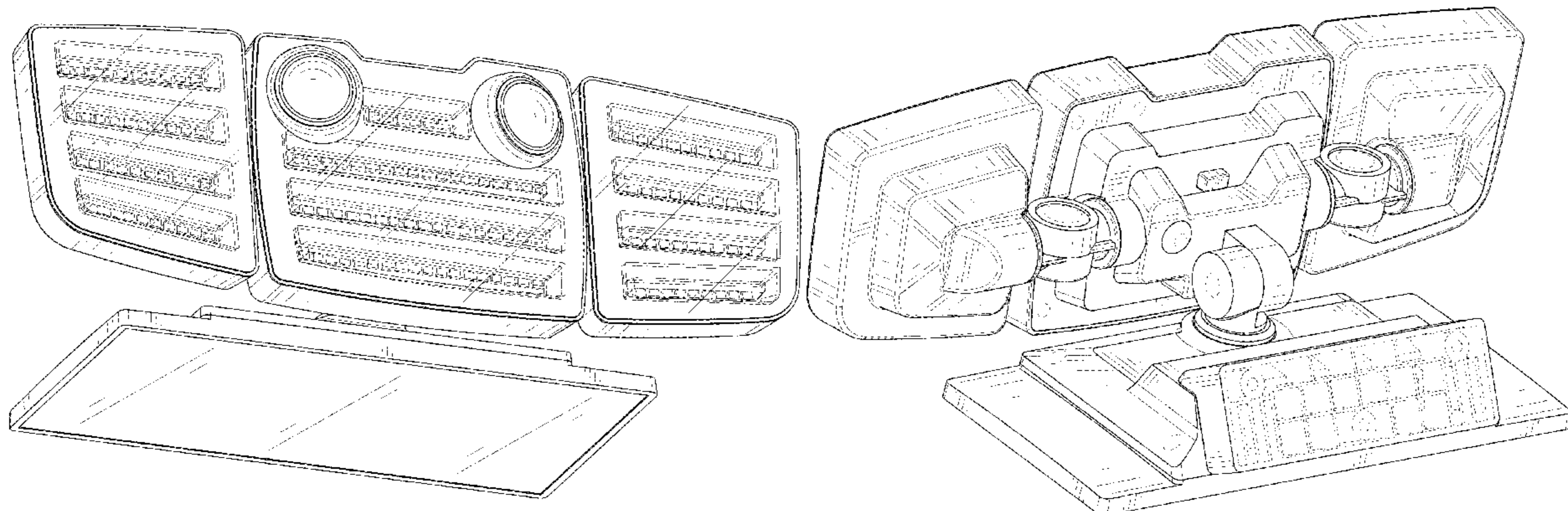
FIG. 6 is a right side view thereof;

FIG. 7 is a top view thereof; and,

FIG. 8 is a bottom view thereof.

The broken lines shown in the drawings depict portions of the solar light that form no part of the claimed design.

1 Claim, 8 Drawing Sheets



(56)

References Cited

U.S. PATENT DOCUMENTS

D974,623 S * 1/2023 Paredes D26/63
2018/0156427 A1* 6/2018 Bailey F21V 23/001

OTHER PUBLICATIONS

“Intelamp Solar Motion Sensor Outdoor Lights,” Feb. 25, 2022,
amazon.com, site visited Jan. 11, 2023, URL: <https://www.amazon.com/dp/B09TF87QM2/?th=1> (Year: 2022).*

“Vensstnor Solar Motion Sensor Flood Lights,” Aug. 10, 2022,
amazon.com, site visited Jan. 11, 2023, URL: <https://www.amazon.com/dp/B0B52YMP42/> (Year: 2022).*

* cited by examiner

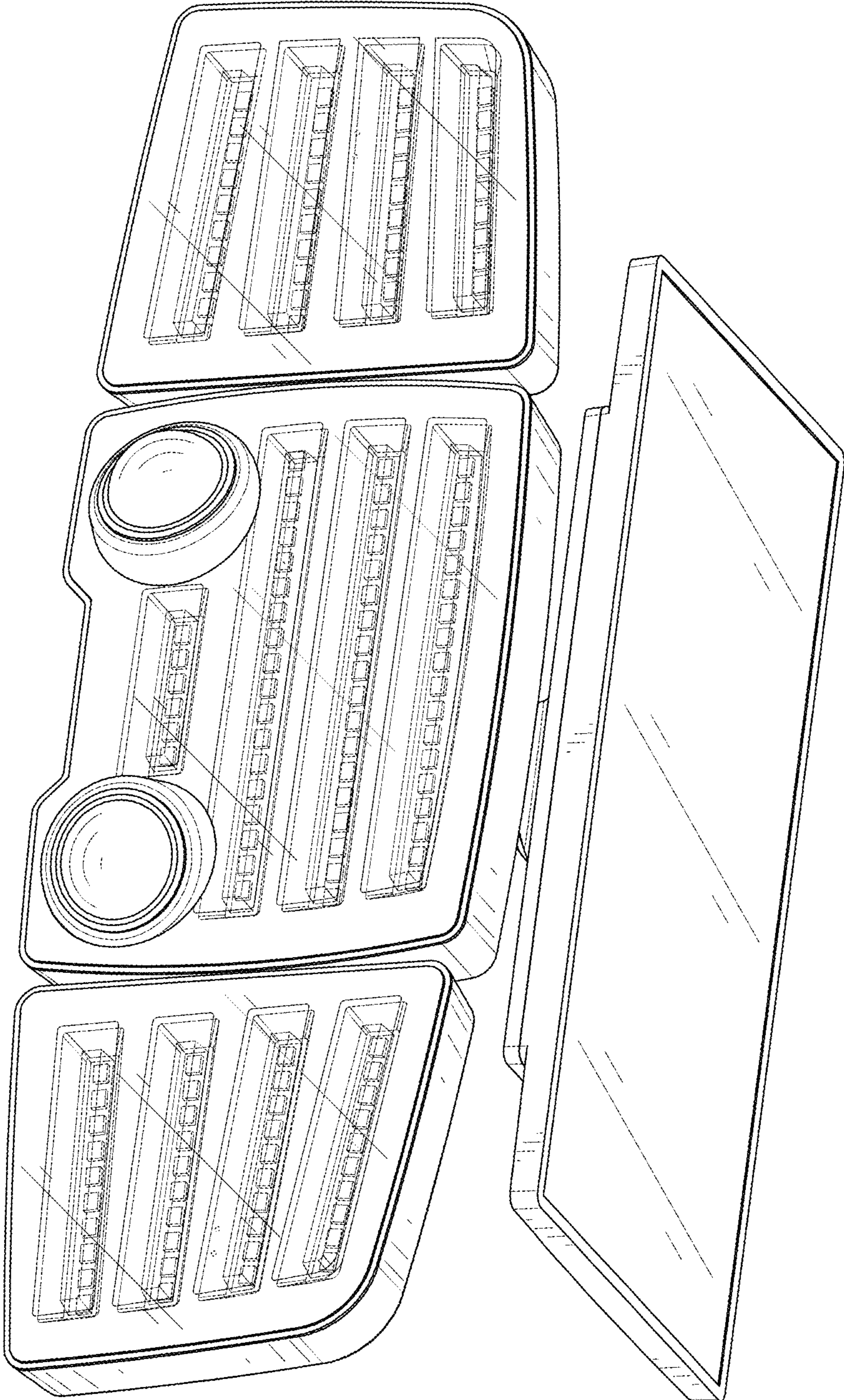


FIG. 1

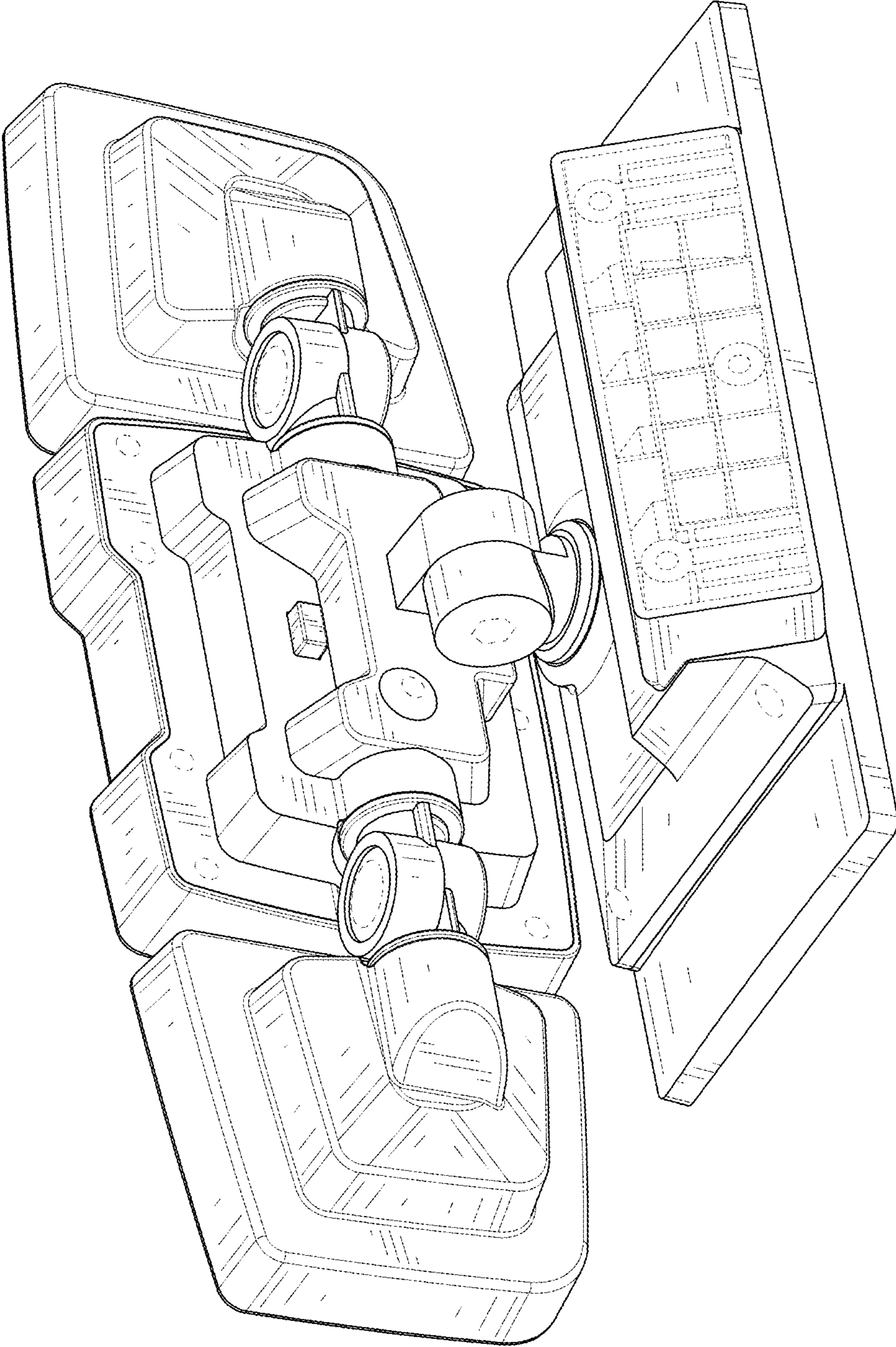


FIG. 2

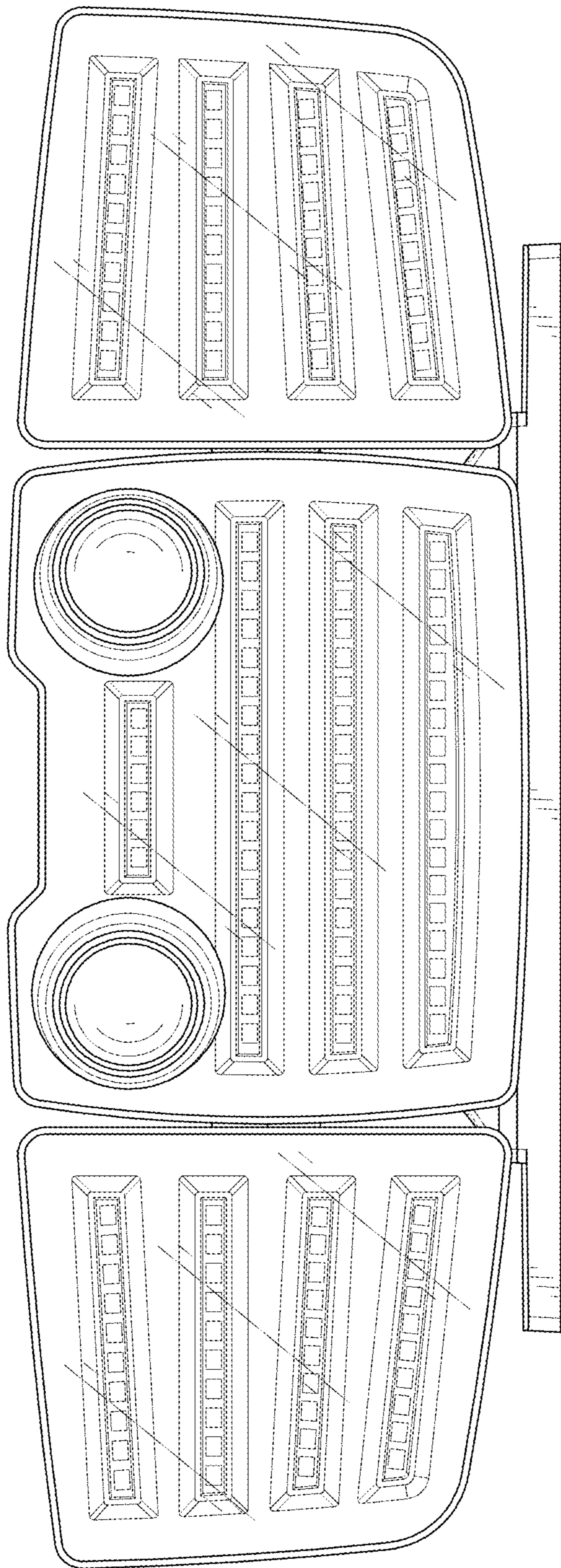


FIG. 3

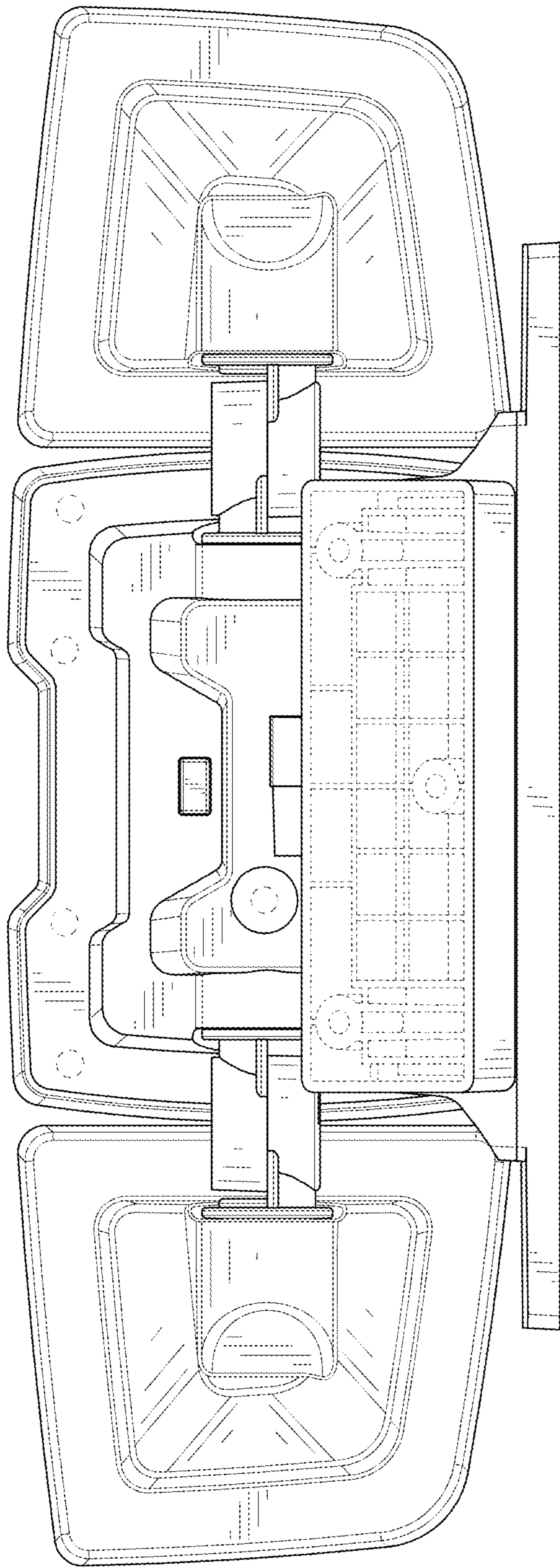


FIG. 4

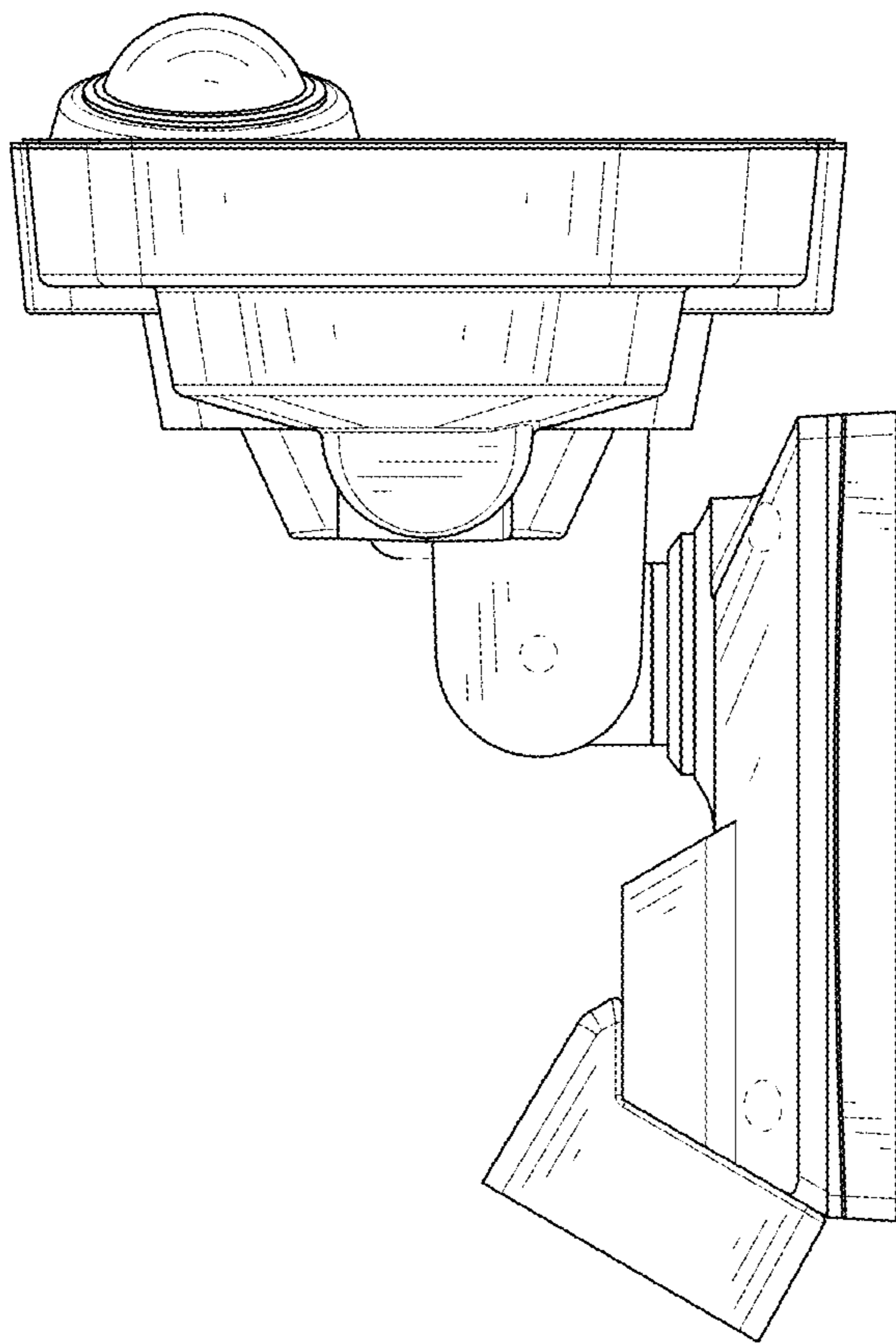


FIG. 5

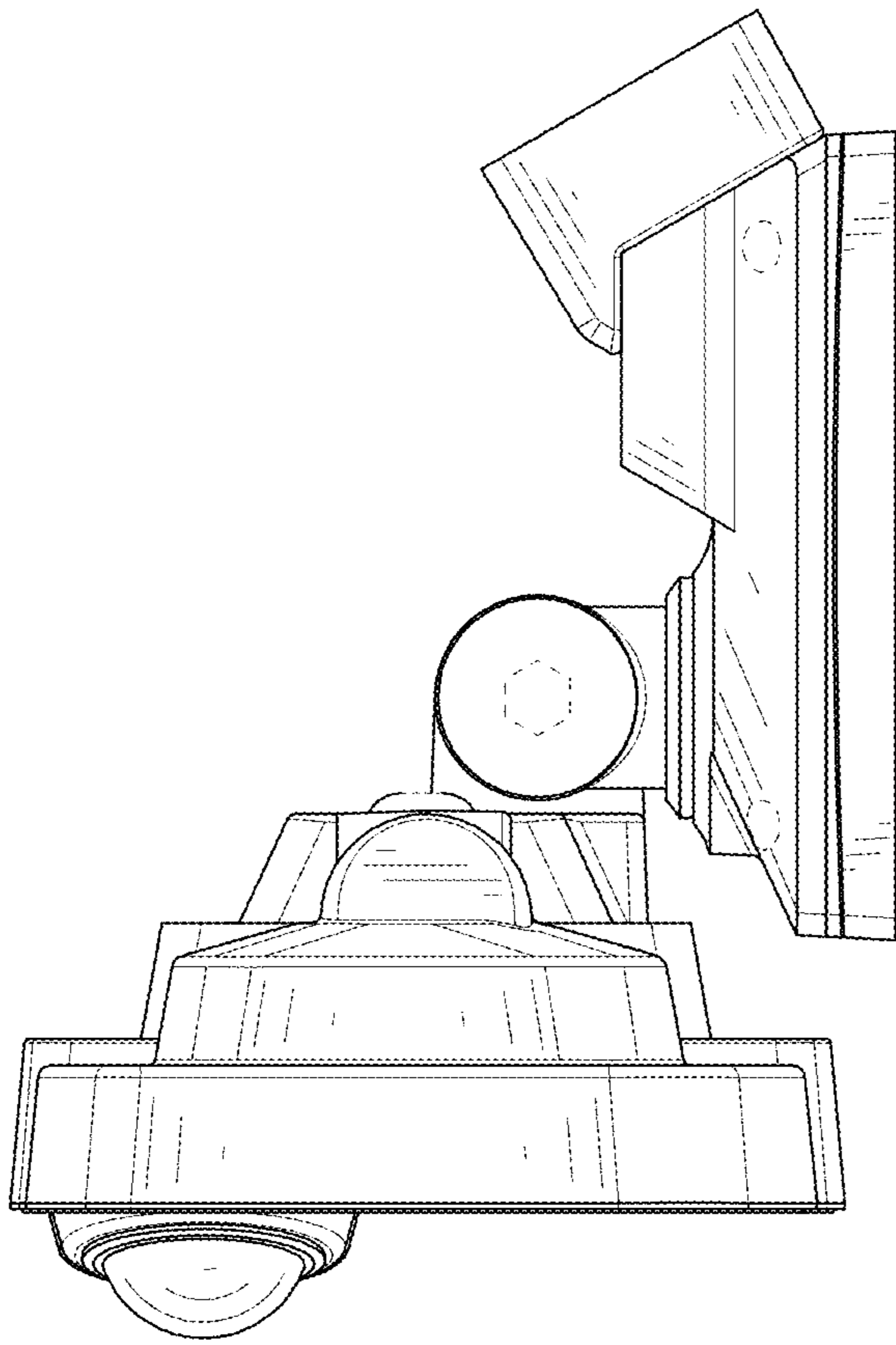


FIG. 6

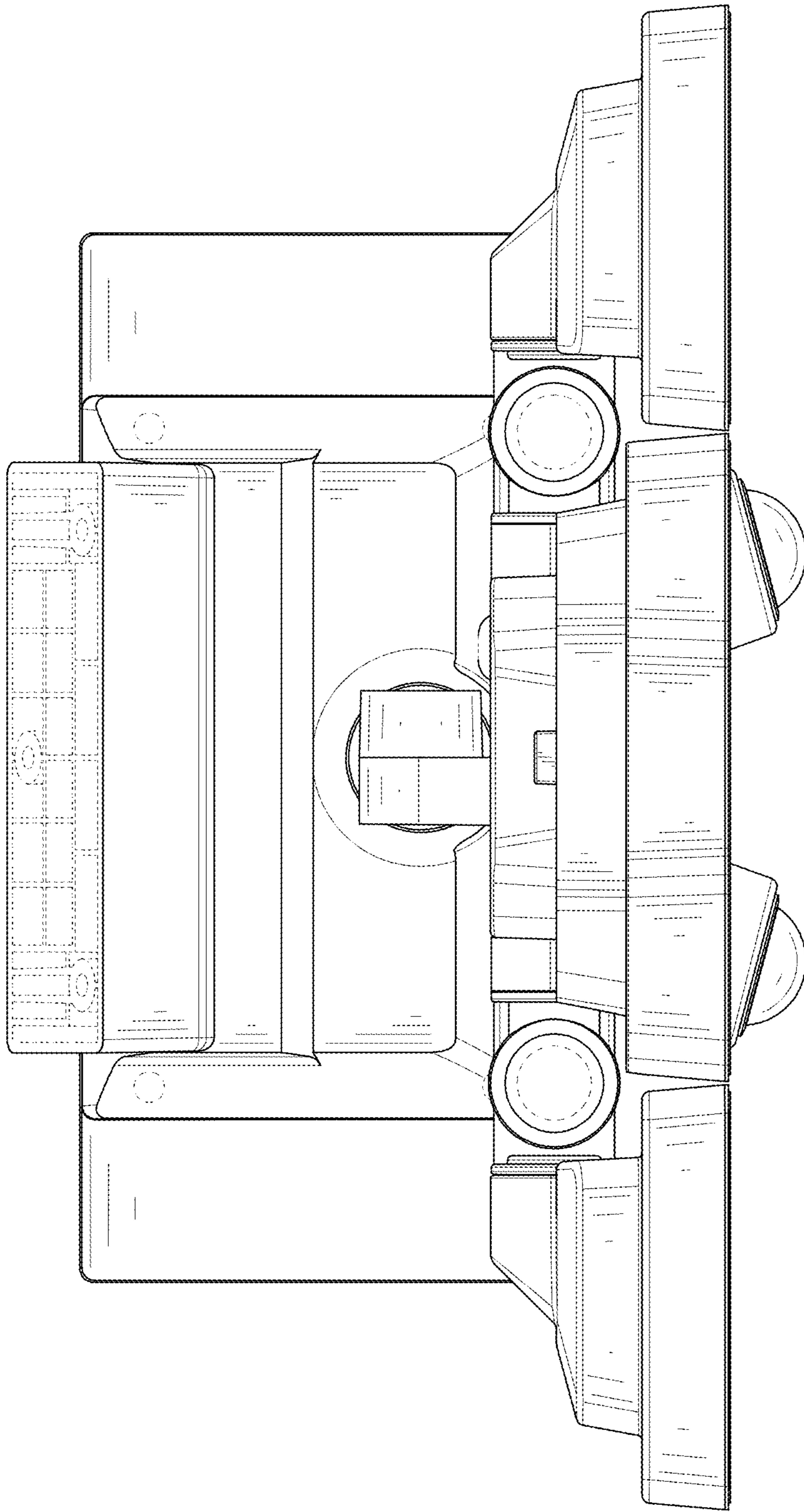


FIG. 7

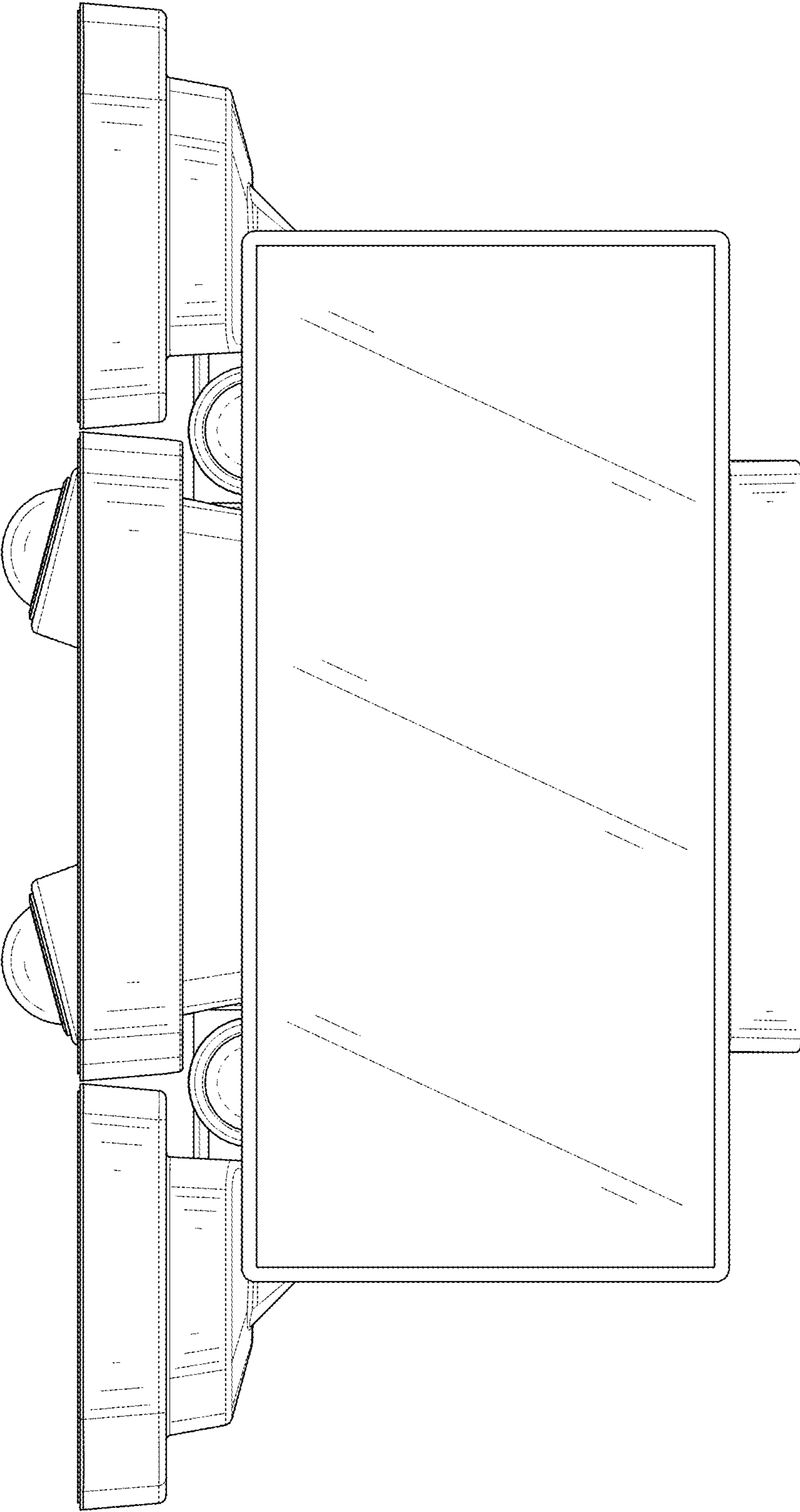


FIG. 8