



US00D981616S

(12) **United States Design Patent** (10) **Patent No.:** **US D981,616 S**  
**Wei** (45) **Date of Patent:** **\*\* Mar. 21, 2023**

(54) **WIRELESS CHARGING LAMP**

D421,607 S \* 3/2000 Hakoda ..... D14/171  
D687,816 S \* 8/2013 Lee ..... D14/221  
D728,402 S \* 5/2015 Case ..... D26/37

(71) Applicant: **Shenzhen Semetor Electronics Co., LTD**, Shenzhen (CN)

(Continued)

(72) Inventor: **Zhenli Wei**, Nanning (CN)

FOREIGN PATENT DOCUMENTS

(73) Assignee: **Shenzhen Semetor Electronics Co., LTD**, Shenzhen (CN)

CN 306767755 \* 8/2021  
CN 306931100 \* 11/2021  
EM 009201627-0001 \* 10/2022

(\*\*) Term: **15 Years**

OTHER PUBLICATIONS

(21) Appl. No.: **29/856,018**

“Dokkanafkar—راكفان اكاد ” Jul. 7, 2020, facebook.com, site visited Nov. 1, 2022, URL: <https://www.facebook.com/Dokkanafkar/photos/1693894024096063> (Year: 2020).\*

(22) Filed: **Oct. 10, 2022**

(51) **LOC (14) Cl.** ..... **26-05**

(52) **U.S. Cl.**

USPC ..... **D26/51**

(58) **Field of Classification Search**

USPC ... D26/37-38, 41-44, 46, 51-52, 54, 57-58, D26/61-63, 56-66; D10/2, 5, 109.1, 111, D10/113.2, 114.2; D14/170-172, 188, D14/204, 221

CPC ..... H04R 1/02; H04R 1/021; H04R 1/025; H04R 1/026; H04R 1/028; H04R 1/403; H04R 1/2803; H04R 1/2834; H04R 5/02; H04R 9/06; H04R 19/013; H04R 2400/00; F21V 33/0048; F21V 33/0052; F21V 33/0056; F21V 33/0004; F21V 15/00; F21V 15/01; F21V 17/164; F21V 23/026; F21S 8/02; F21S 8/03; F21S 8/04; F21S 8/06; F21S 8/026; F21S 8/046; F21S 8/088; F21S 8/033; F21S 8/37; F21S 8/048; F21S 8/083; F21S 2/00  
See application file for complete search history.

(Continued)

*Primary Examiner* — Christy Nemeth

*Assistant Examiner* — Sarah L Smith

(74) *Attorney, Agent, or Firm* — Jeenam Park

(57)

**CLAIM**

The ornamental design for a wireless charging lamp, as shown and described.

**DESCRIPTION**

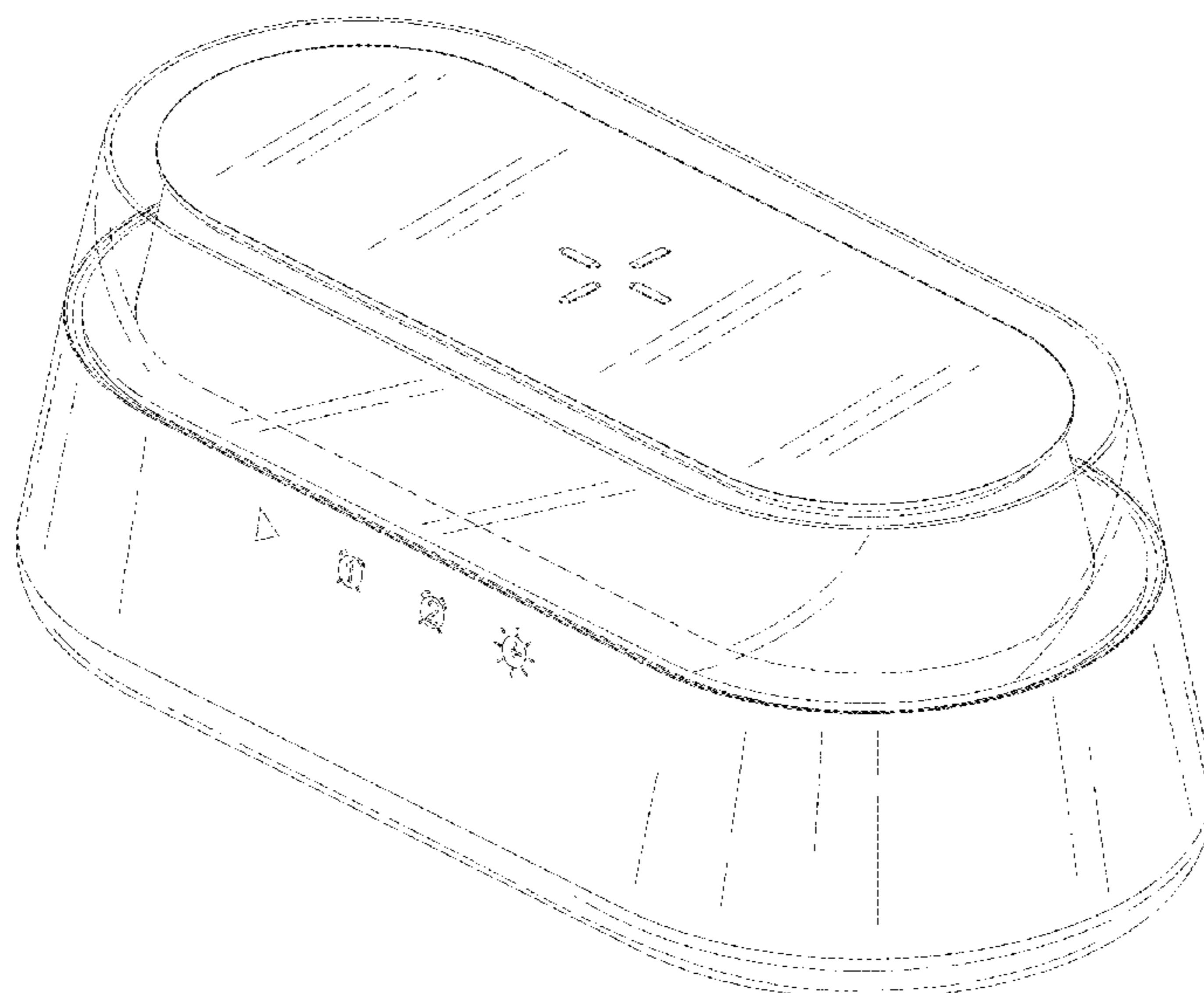
FIG. 1 is a front, right and top perspective view of a wireless charging lamp, showing my new design;  
FIG. 2 is a rear, left and bottom perspective view of thereof;  
FIG. 3 is a front view thereof;  
FIG. 4 is a rear view thereof;  
FIG. 5 is a left side view thereof;  
FIG. 6 is a right side view thereof;  
FIG. 7 is a top plan view thereof; and,  
FIG. 8 is a bottom plan view thereof.  
The broken lines shown in the drawings illustrate portions of the wireless charging lamp that form no part of the claimed design.

(56) **References Cited**

U.S. PATENT DOCUMENTS

D125,914 S \* 3/1941 Haggart, Jr. .... H04R 1/025  
D10/111  
D379,627 S \* 6/1997 Takahashi ..... H04R 1/00  
D14/188

**1 Claim, 8 Drawing Sheets**



(56)

References Cited

U.S. PATENT DOCUMENTS

D735,132 S \* 7/2015 Donohue, II ..... D13/108  
 D747,265 S \* 1/2016 Marini ..... D13/107  
 D751,527 S \* 3/2016 Hinokio ..... D14/204  
 D764,090 S 8/2016 Wahl  
 D773,941 S \* 12/2016 Holzer ..... D10/22  
 D836,541 S \* 12/2018 Lomeli ..... D13/107  
 D872,016 S \* 1/2020 Liao ..... D13/108  
 D892,045 S \* 8/2020 Zhang ..... D26/51  
 D907,828 S 1/2021 Zhang  
 D923,490 S \* 6/2021 Wolos ..... D10/2  
 D936,579 S \* 11/2021 Wang ..... D24/217  
 D946,509 S \* 3/2022 Lomeli ..... D13/107  
 D962,190 S \* 8/2022 Du ..... D14/149  
 2006/0215869 A1 \* 9/2006 Chang ..... H04R 1/025  
 381/396  
 2009/0161340 A1 \* 6/2009 Huang ..... F21S 6/003  
 362/84

2010/0296690 A1 \* 11/2010 Shao ..... H04R 9/02  
 381/400  
 2014/0056446 A1 \* 2/2014 Li ..... H04R 1/00  
 381/162  
 2015/0181345 A1 \* 6/2015 Cai ..... H04R 9/06  
 381/412  
 2019/0214849 A1 \* 7/2019 Hennessy ..... H02J 7/00

OTHER PUBLICATIONS

“Loftie Alarm Clock,” Apr. 12, 2021, amazon.com, site visited Nov. 1, 2022, URL: <https://www.amazon.com/Loftie-Smart-Alarm-Clock-Nightlight/dp/B09253GT52?th=1> (Year: 2021).  
 “Colsur Digital Alarm Clock Radio with Bluetooth Speaker,” Jul. 21, 2022, amazon.com, site visited Nov. 1, 2022, URL: <https://www.amazon.com/Newest%E3%80%91Bluetooth-Wireless-Adjustable-Dimmable/dp/B0B71CTN99> (Year: 2022).

\* cited by examiner

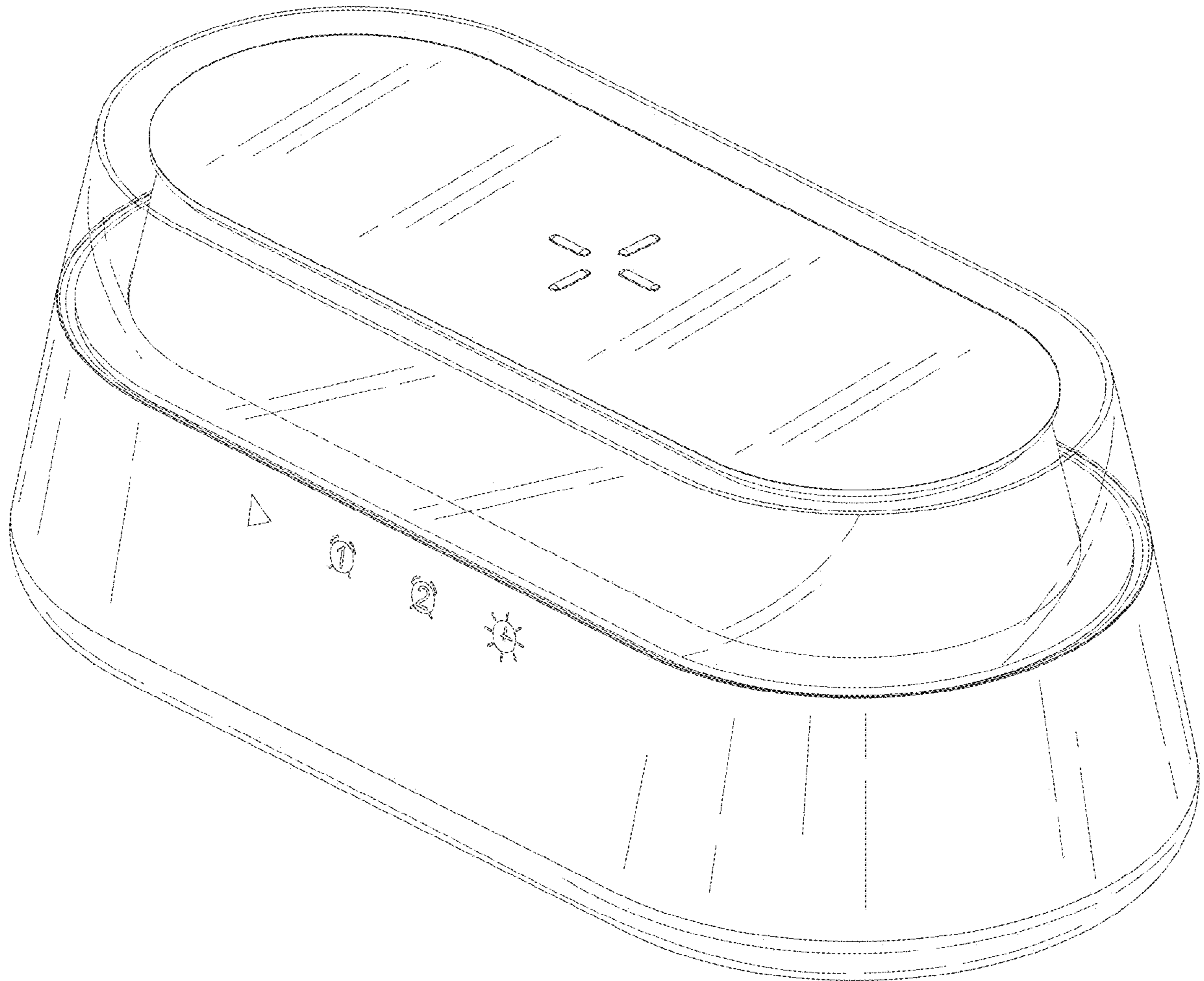


FIG. 1

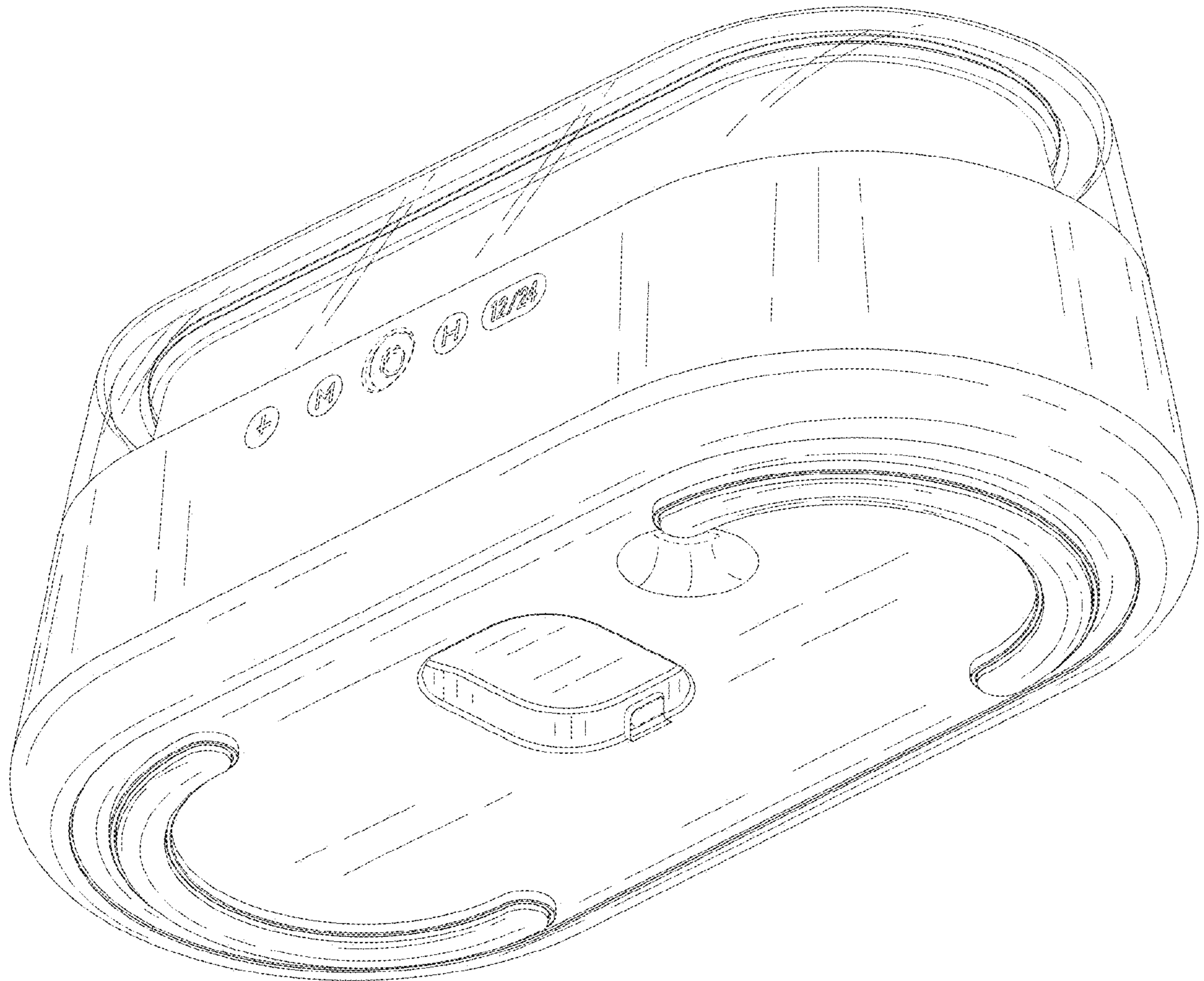


FIG. 2

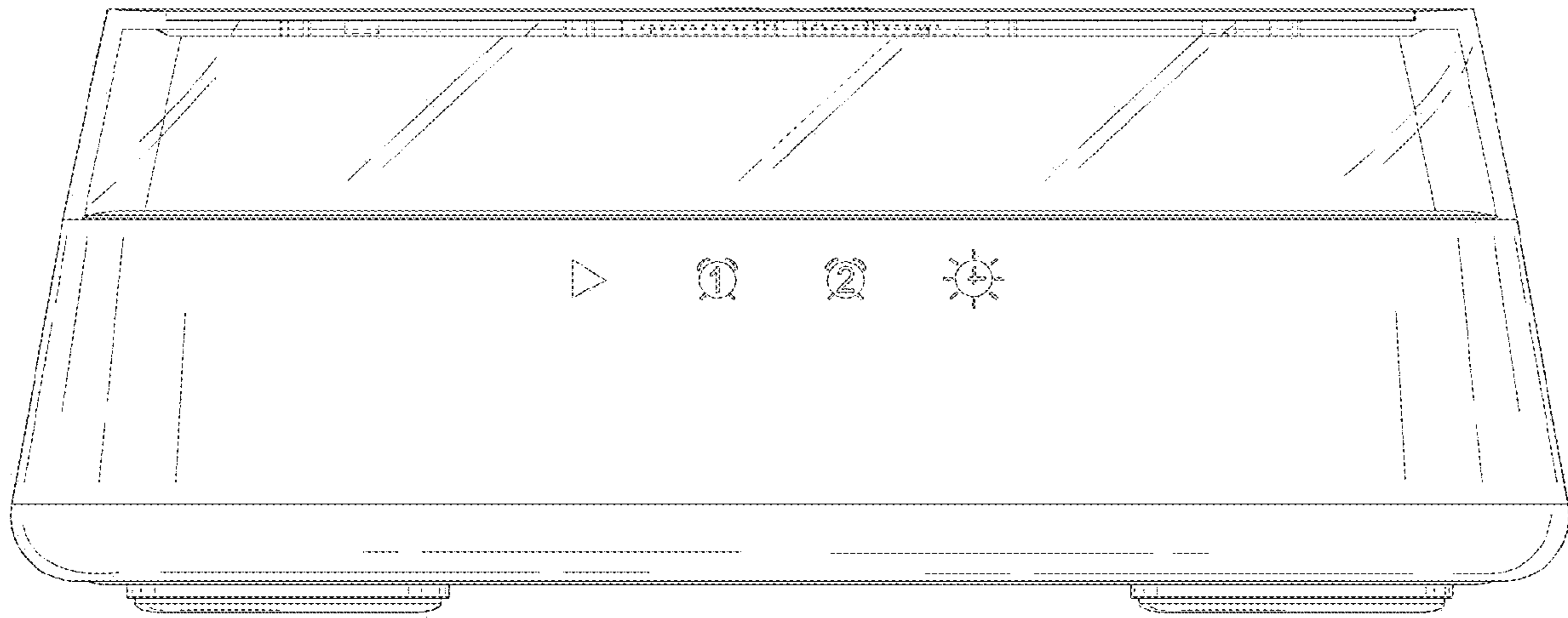


FIG. 3

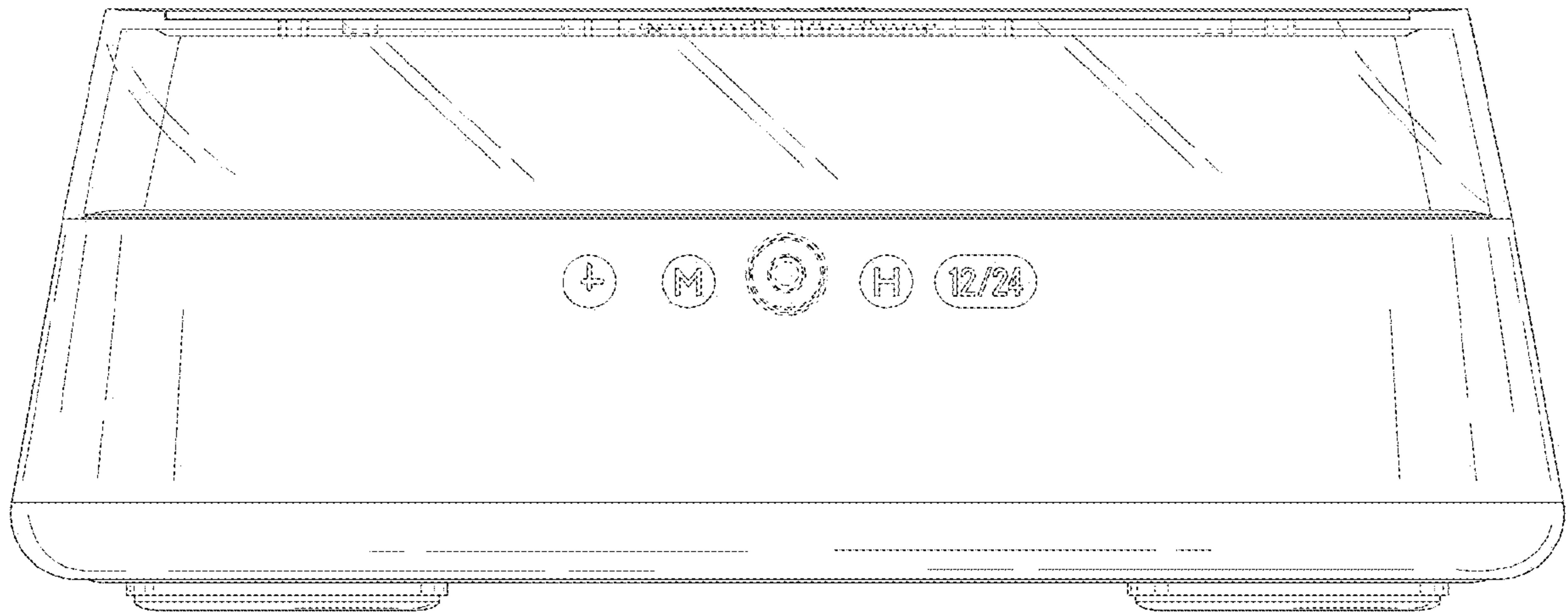


FIG. 4

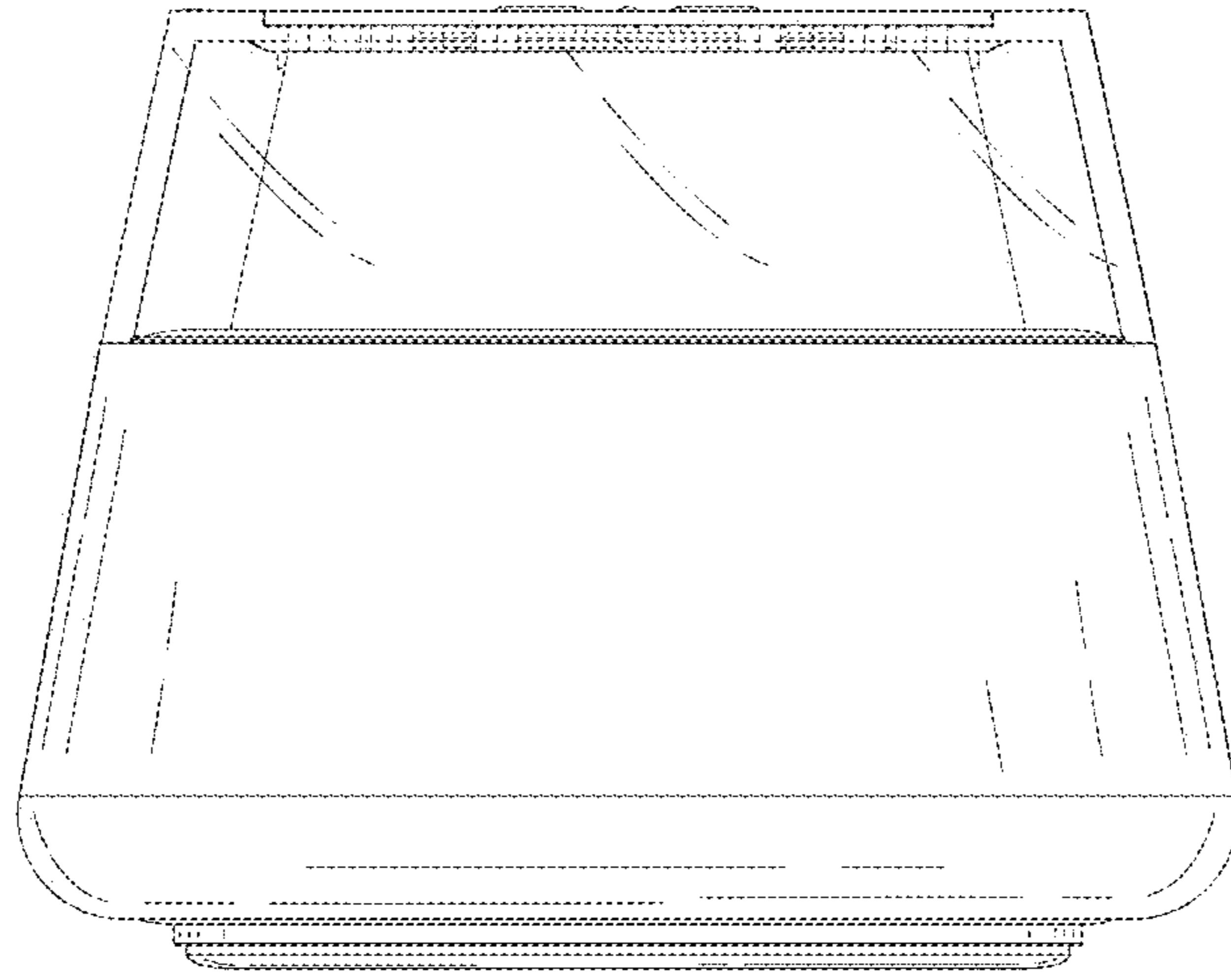


FIG. 5

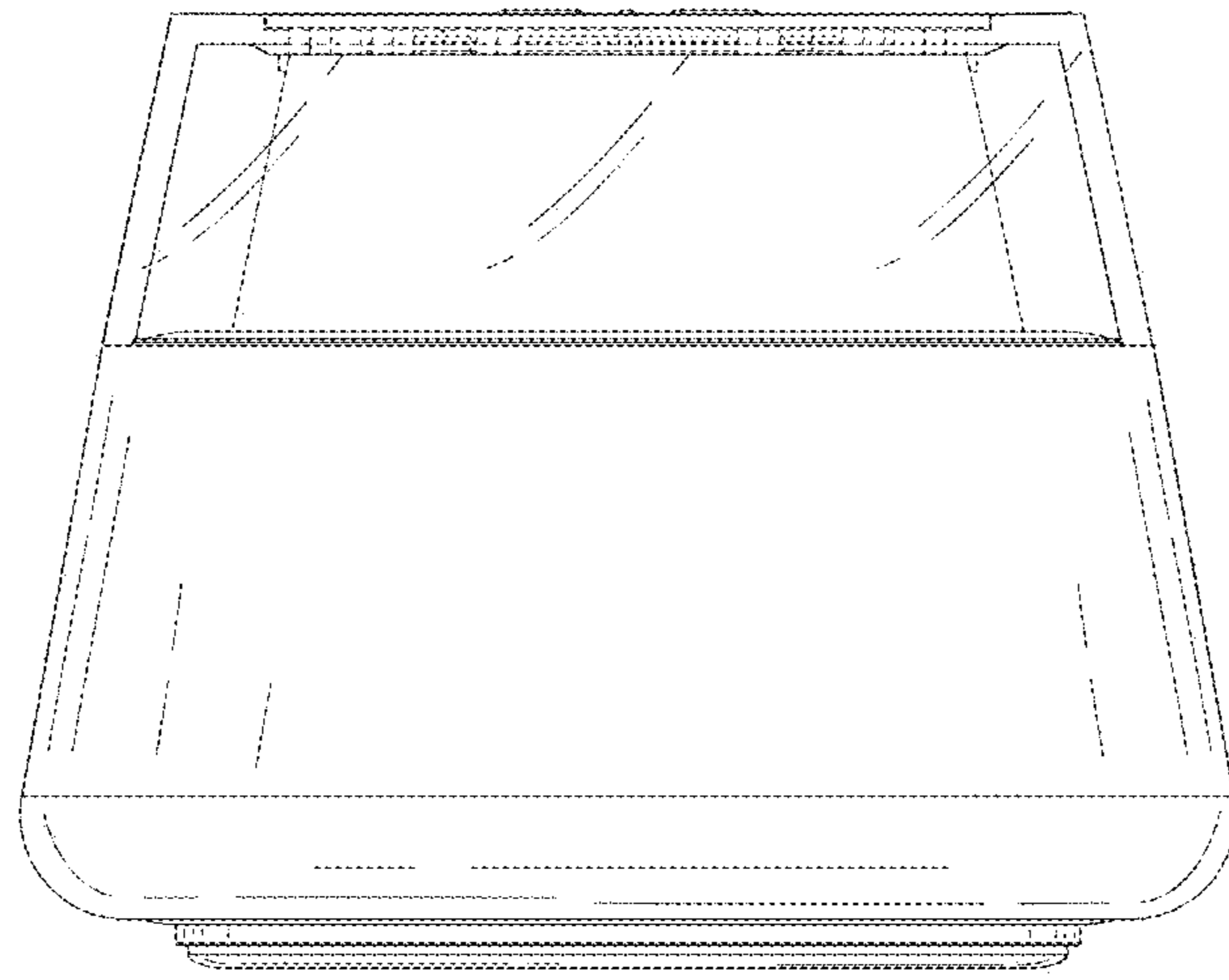


FIG. 6



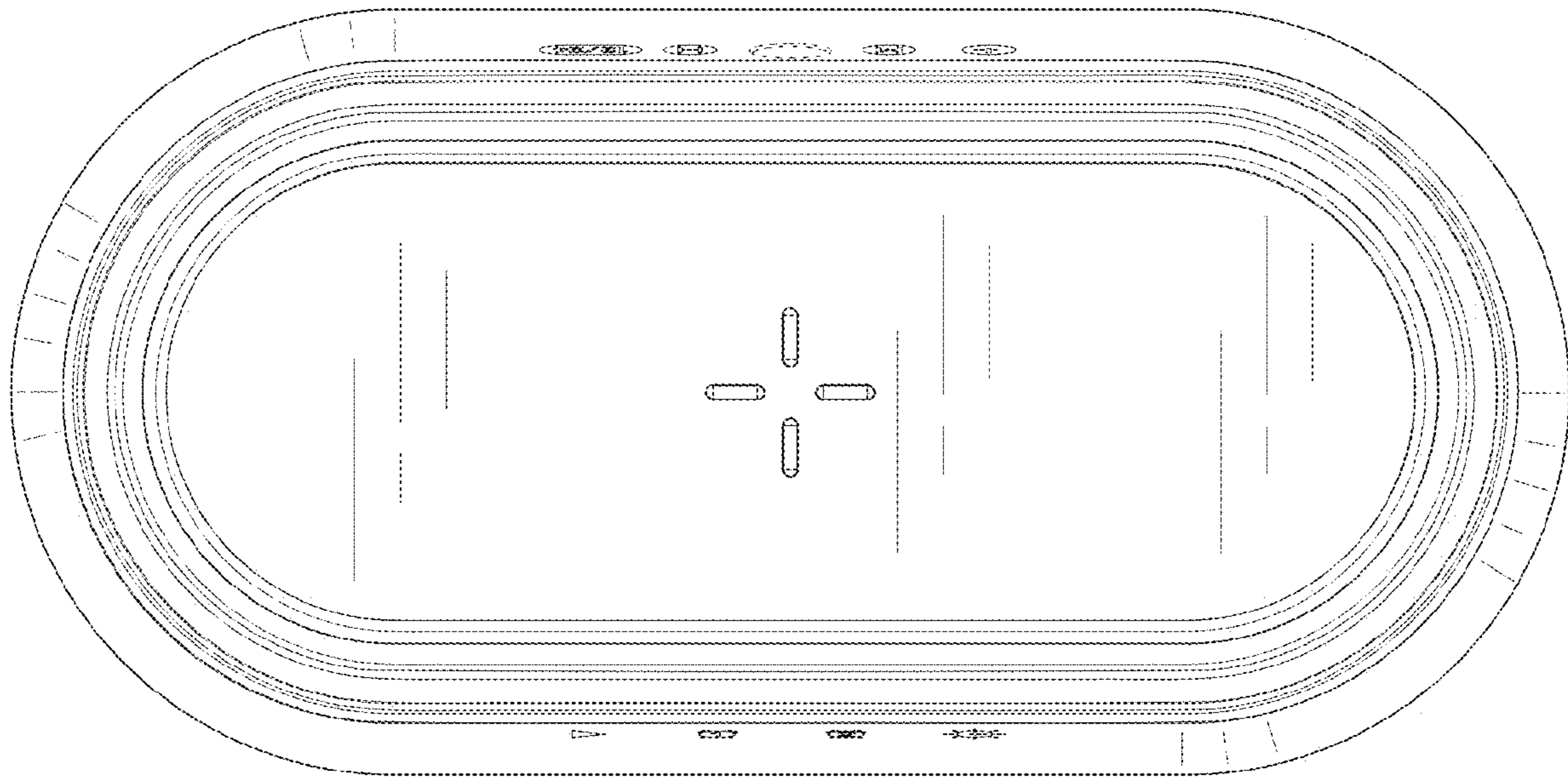


FIG. 7

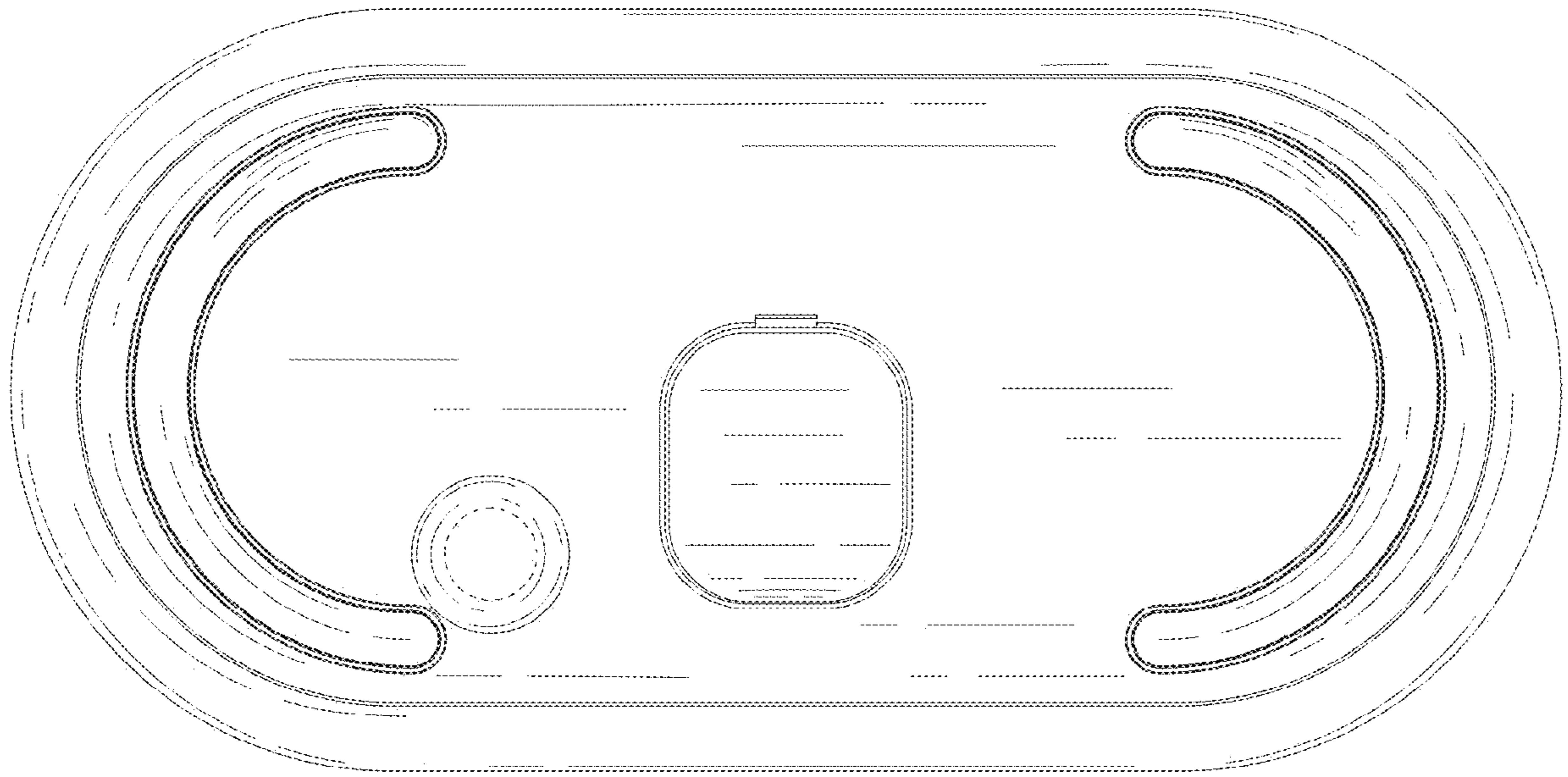


FIG. 8