



US00D981596S

(12) **United States Design Patent** (10) **Patent No.:** **US D981,596 S**
Tompane (45) **Date of Patent:** **** Mar. 21, 2023**

- (54) **CONSTRUCTION PANEL**
- (71) Applicant: **Kyle Tompane**, San Diego, CA (US)
- (72) Inventor: **Kyle Tompane**, San Diego, CA (US)
- (73) Assignee: **Agorus, Inc.**, San Diego, CA (US)
- (**) Term: **15 Years**
- (21) Appl. No.: **29/811,763**
- (22) Filed: **Oct. 15, 2021**

- 2002/0026767 A1* 3/2002 Dowland E04B 7/022
52/745.1
- 2007/0113511 A1* 5/2007 Greiner E04C 3/11
52/633
- 2013/0283618 A1* 10/2013 Williams B27F 7/006
29/700
- 2017/0009442 A1* 1/2017 Iverson E04C 3/29
- 2022/0136241 A1* 5/2022 Tompane E04B 1/2612
52/653.1

FOREIGN PATENT DOCUMENTS

- JP D1657165 * 4/2020
- WO D097736-011 * 10/2017

Related U.S. Application Data

- (63) Continuation of application No. 17/394,720, filed on Aug. 5, 2021, and a continuation of application No. 17/394,737, filed on Aug. 5, 2021.
- (51) **LOC (14) Cl.** **25-02**
- (52) **U.S. Cl.**
USPC **D25/61**
- (58) **Field of Classification Search**
USPC D25/55, 58, 61
CPC . E04B 5/12; E04B 1/2612; E04B 2/70; E04B
7/022
See application file for complete search history.

OTHER PUBLICATIONS

New Release of Wood_Metal Framing Wall (Tools for Revit)
<https://agacad.com/blog/new-release-of-wood-metal-framing-wall-in-revit> Mar. 16, 2017 (Year: 2017).*

* cited by examiner

Primary Examiner — Leanne Was-Englehart
(74) *Attorney, Agent, or Firm* — James A. Italia; Italia IP

(57) **CLAIM**

The ornamental design for a construction panel, as shown and described.

(56) **References Cited**

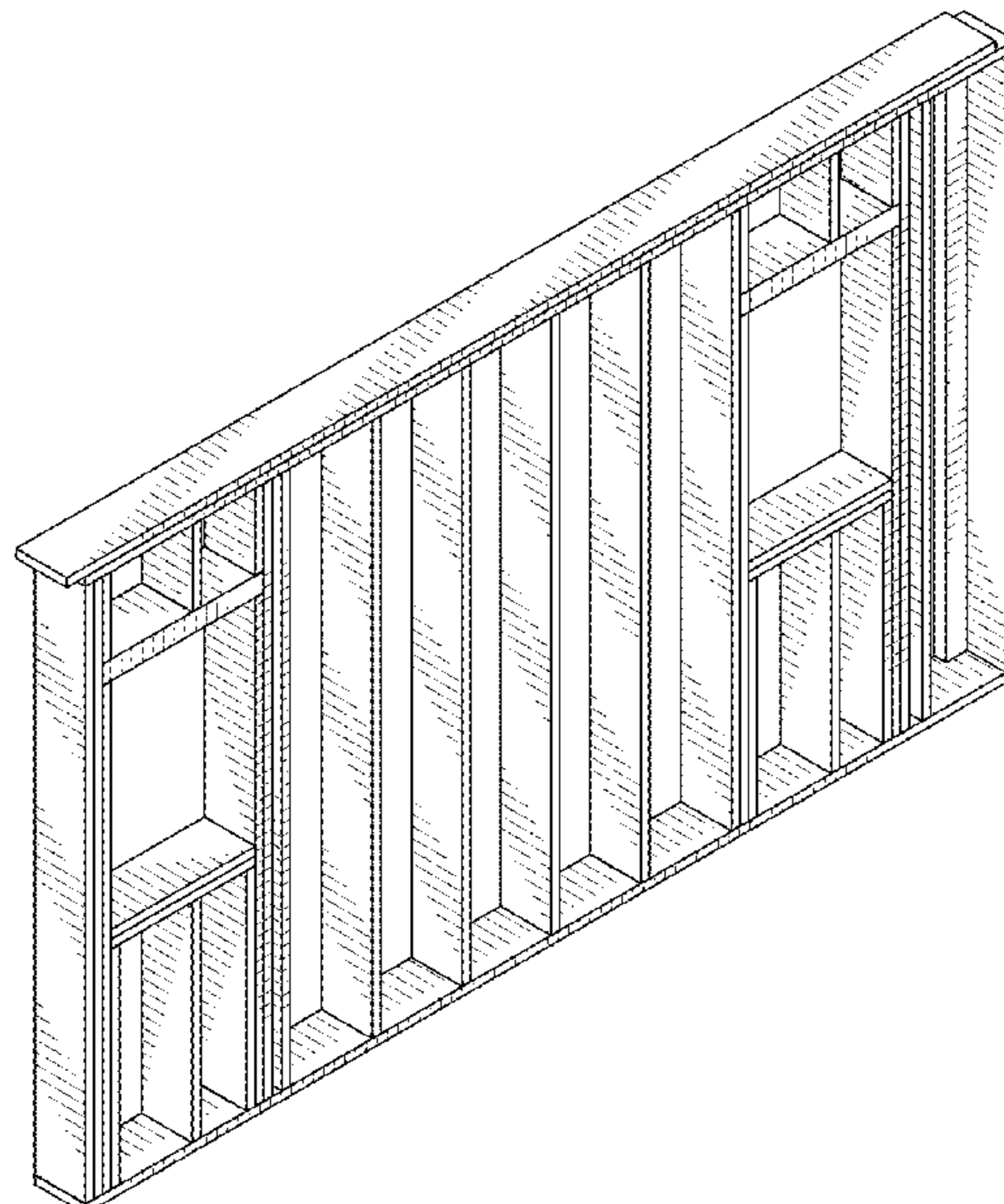
U.S. PATENT DOCUMENTS

- 3,082,492 A * 3/1963 Grubb B27F 1/00
403/381
- 3,717,964 A * 2/1973 Brown E04B 5/10
52/690
- 7,716,899 B2* 5/2010 Beck E04B 5/10
52/92.1
- 7,856,786 B2* 12/2010 Beck E04B 9/30
52/92.1
- D758,614 S * 6/2016 Lundell D25/61
- 11,105,088 B2* 8/2021 Binder E04C 3/32

DESCRIPTION

FIG. 1 is a perspective view of a construction panel showing my new design;
FIG. 2 is a top view thereof;
FIG. 3 is a bottom view thereof;
FIG. 4 is a right side view thereof;
FIG. 5 is a left side view thereof;
FIG. 6 is a front view thereof; and,
FIG. 7 is rear view thereof.

1 Claim, 5 Drawing Sheets



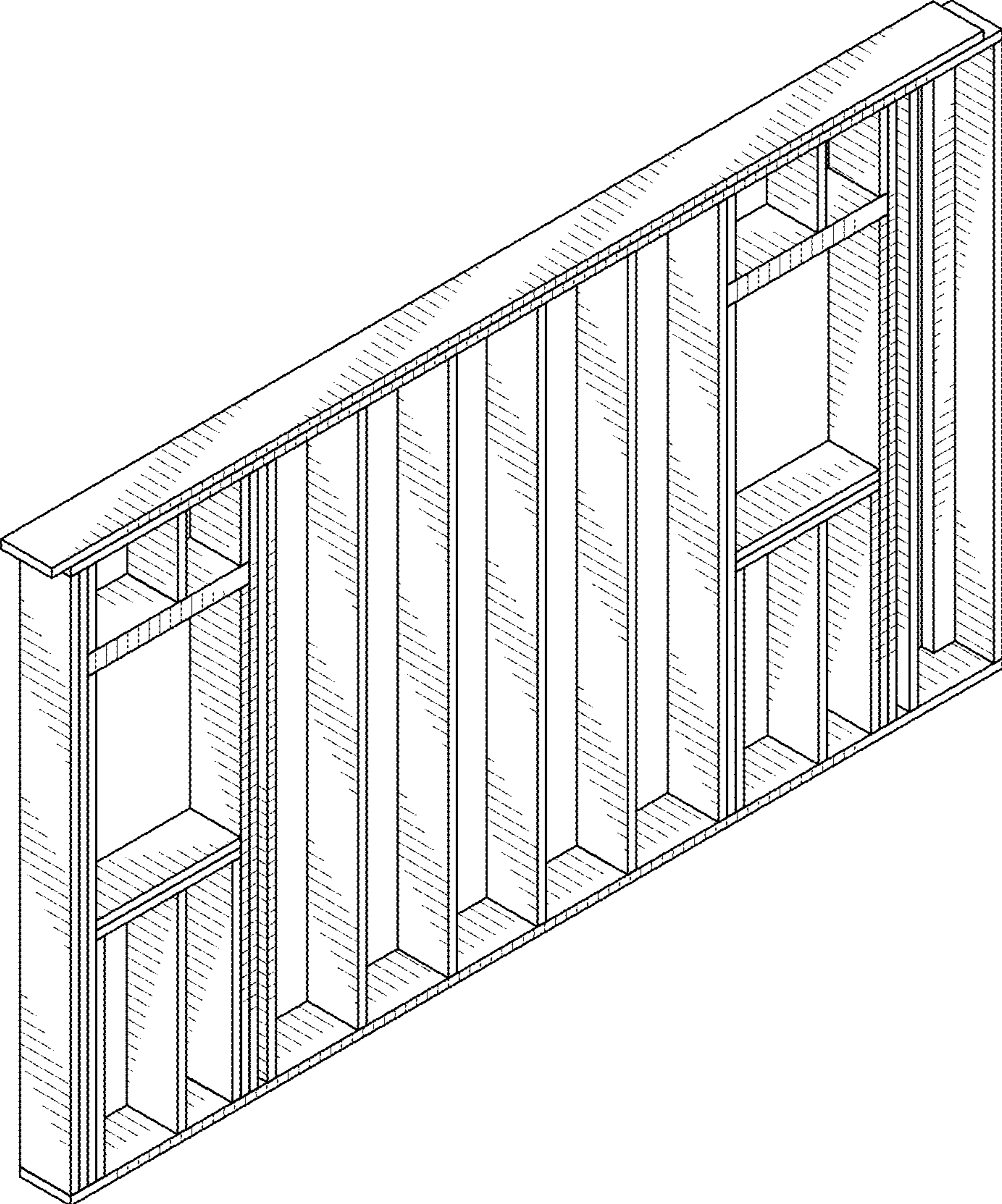


FIG. 1

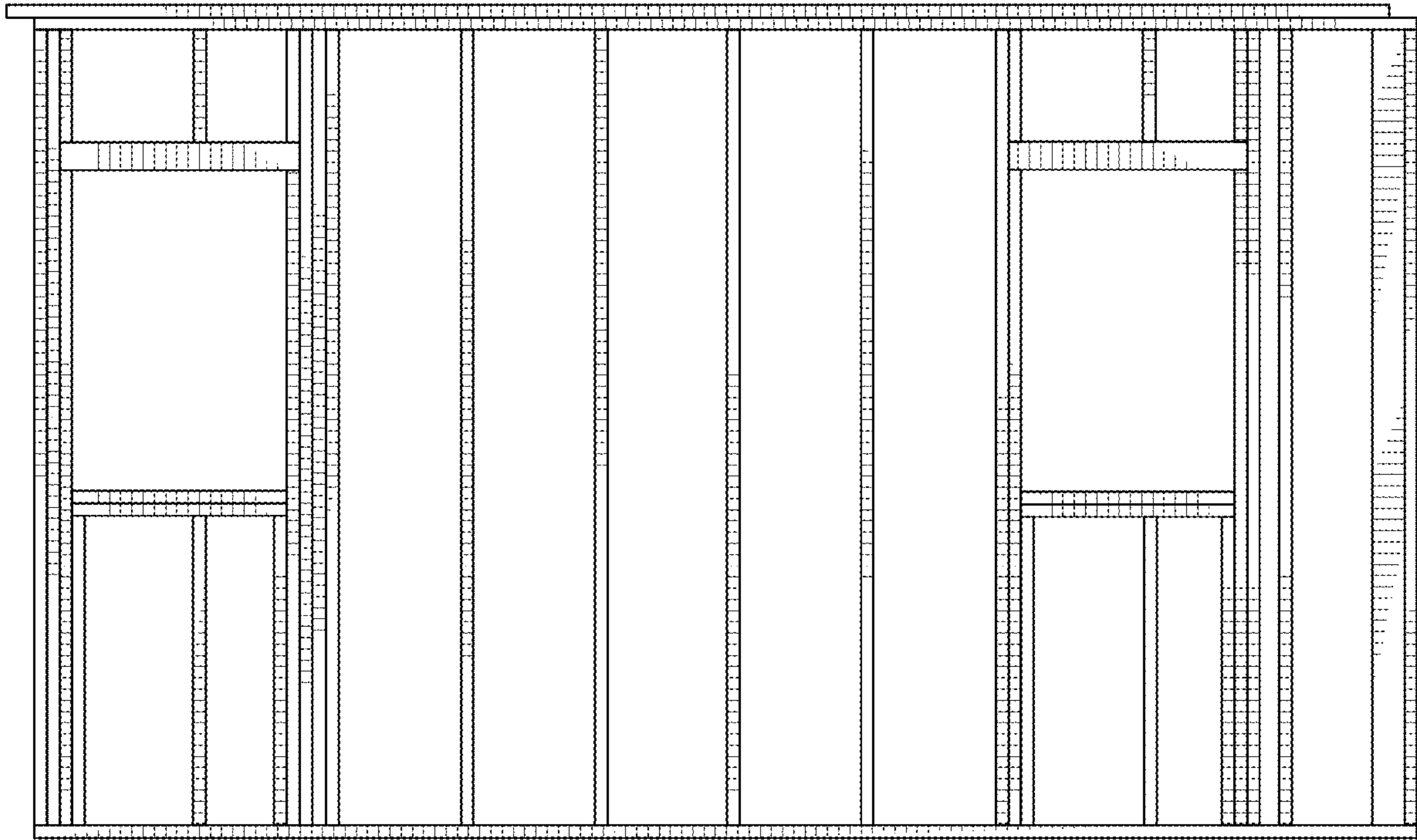


FIG. 2

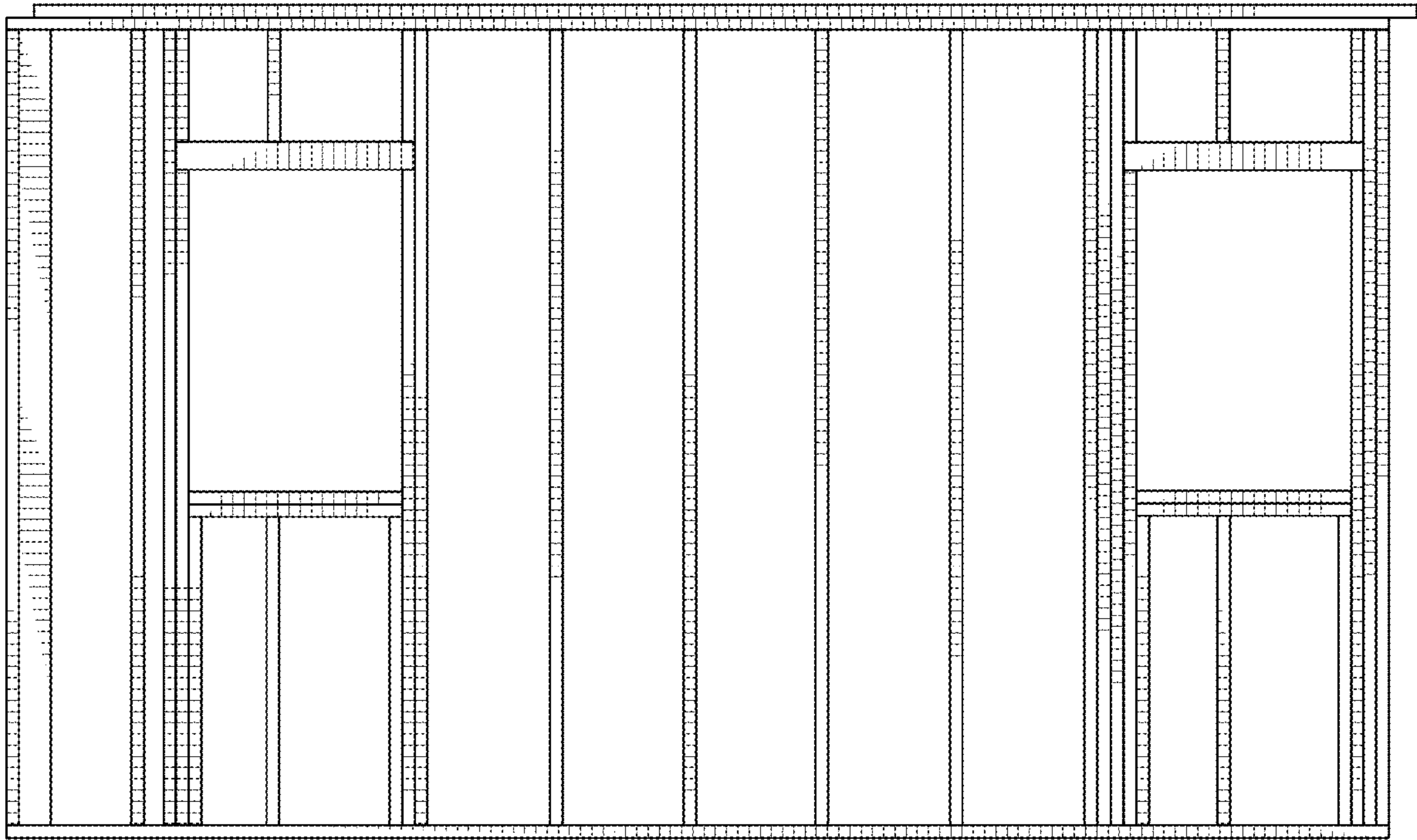


FIG. 3



FIG. 4



FIG. 5



FIG. 6

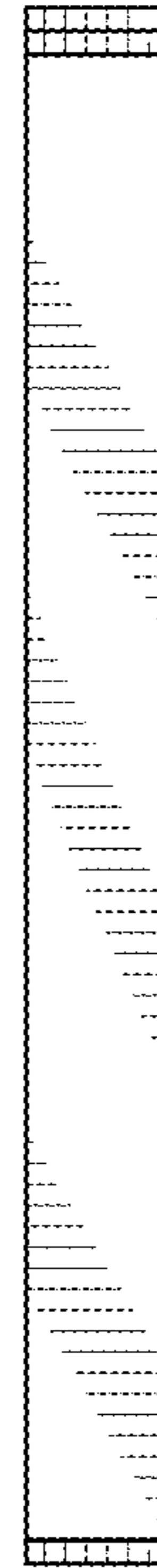


FIG. 7