



US00D981595S

(12) **United States Design Patent**  
**Tompane**

(10) **Patent No.:** **US D981,595 S**  
(45) **Date of Patent:** **\*\* Mar. 21, 2023**

- (54) **CONSTRUCTION PANEL**
- (71) Applicant: **Kyle Tompane**, San Diego, CA (US)
- (72) Inventor: **Kyle Tompane**, San Diego, CA (US)
- (73) Assignee: **Agorus, Inc.**, San Diego, CA (US)
- (\*\*) Term: **15 Years**
- (21) Appl. No.: **29/811,762**
- (22) Filed: **Oct. 15, 2021**

|              |      |         |          |       |             |          |
|--------------|------|---------|----------|-------|-------------|----------|
| 2002/0026767 | A1 * | 3/2002  | Dowland  | ..... | E04B 7/022  | 52/745.1 |
| 2007/0113511 | A1 * | 5/2007  | Greiner  | ..... | E04C 3/11   | 52/633   |
| 2013/0283618 | A1 * | 10/2013 | Williams | ..... | B27F 7/006  | 29/700   |
| 2017/0009442 | A1 * | 1/2017  | Iverson  | ..... | E04C 3/29   |          |
| 2022/0136241 | A1 * | 5/2022  | Tompane  | ..... | E04B 1/2612 | 52/653.1 |

**FOREIGN PATENT DOCUMENTS**

|    |             |   |         |
|----|-------------|---|---------|
| JP | D1657165    | * | 4/2020  |
| WO | D097736-011 | * | 10/2017 |

**Related U.S. Application Data**

- (63) Continuation of application No. 17/394,720, filed on Aug. 5, 2021, and a continuation of application No. 17/394,737, filed on Aug. 5, 2021.
- (51) **LOC (14) Cl.** ..... **25-02**
- (52) **U.S. Cl.**  
USPC ..... **D25/61**
- (58) **Field of Classification Search**  
USPC ..... D25/55, 58, 61  
CPC . E04B 5/12; E04B 1/2612; E04B 2/70; E04B 7/022  
See application file for complete search history.

**OTHER PUBLICATIONS**

How to Frame Wall Parts BIM Software & Autodesk Revit Apps T4R (Tools for Revit) <https://agacad.com/blog/how-to-frame-wall-parts> Apr. 10, 2018 (Year: 2018).\*

\* cited by examiner

*Primary Examiner* — Leanne Was-Englehart  
(74) *Attorney, Agent, or Firm* — James A. Italia; Italia IP

(57) **CLAIM**

The ornamental design for a construction panel, as shown and described.

(56) **References Cited**

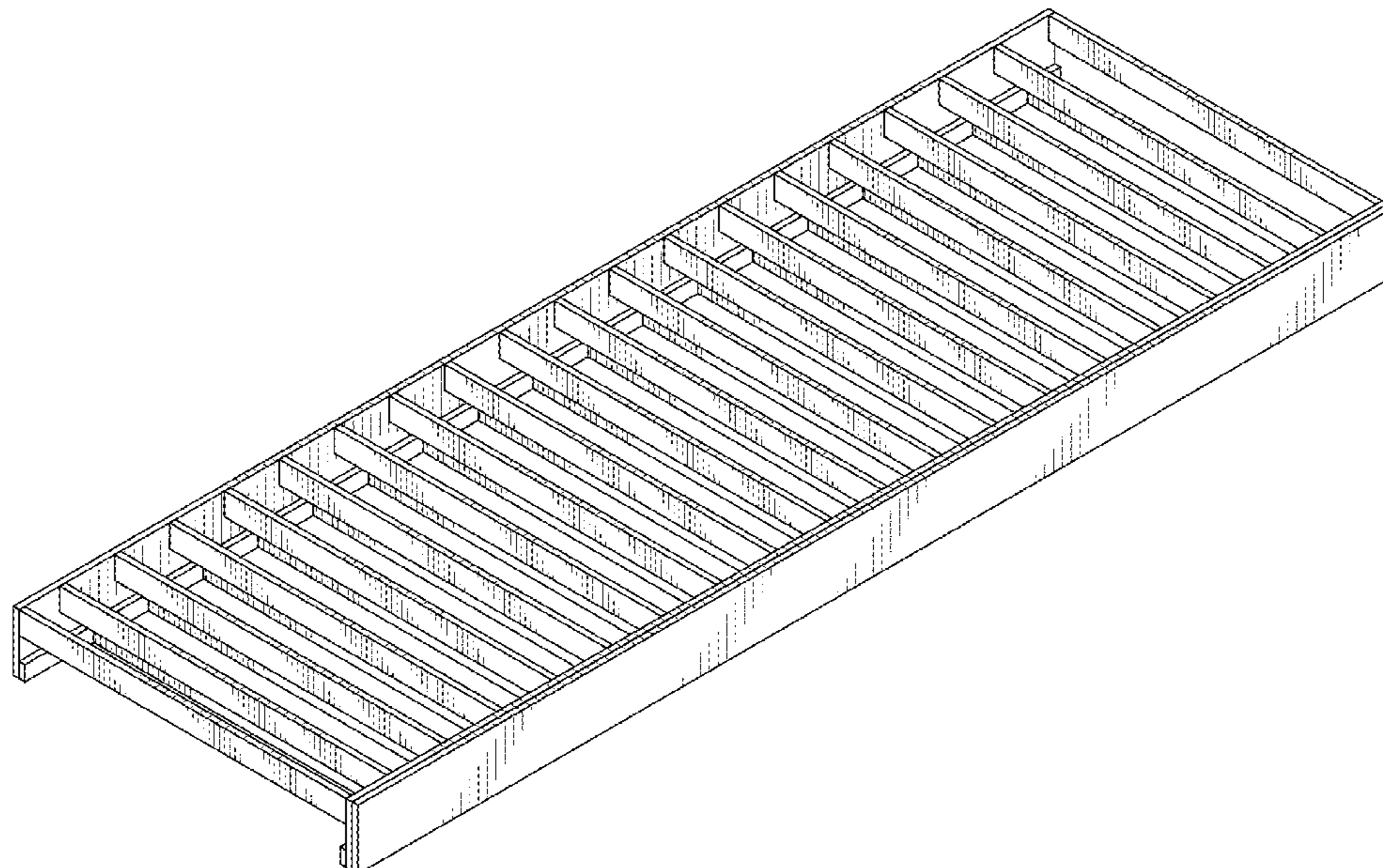
**U.S. PATENT DOCUMENTS**

|            |      |         |         |       |           |         |
|------------|------|---------|---------|-------|-----------|---------|
| 3,082,492  | A *  | 3/1963  | Kenneth | ..... | B27F 1/00 | 403/381 |
| 3,717,964  | A *  | 2/1973  | Brown   | ..... | E04B 5/10 | 52/690  |
| 7,716,899  | B2 * | 5/2010  | Beck    | ..... | E04B 5/10 | 52/92.1 |
| 7,856,786  | B2 * | 12/2010 | Beck    | ..... | E04B 9/30 | 52/92.1 |
| D758,614   | S *  | 6/2016  | Lundell | ..... | D25/61    |         |
| 11,105,088 | B2 * | 8/2021  | Binder  | ..... | E04C 3/32 |         |

**DESCRIPTION**

FIG. 1 is a perspective view of a construction panel showing my new design;  
FIG. 2 is a top view thereof;  
FIG. 3 is a bottom view thereof;  
FIG. 4 is a right side view thereof;  
FIG. 5 is a left side view thereof;  
FIG. 6 is a front view thereof; and,  
FIG. 7 is rear view thereof.

**1 Claim, 5 Drawing Sheets**



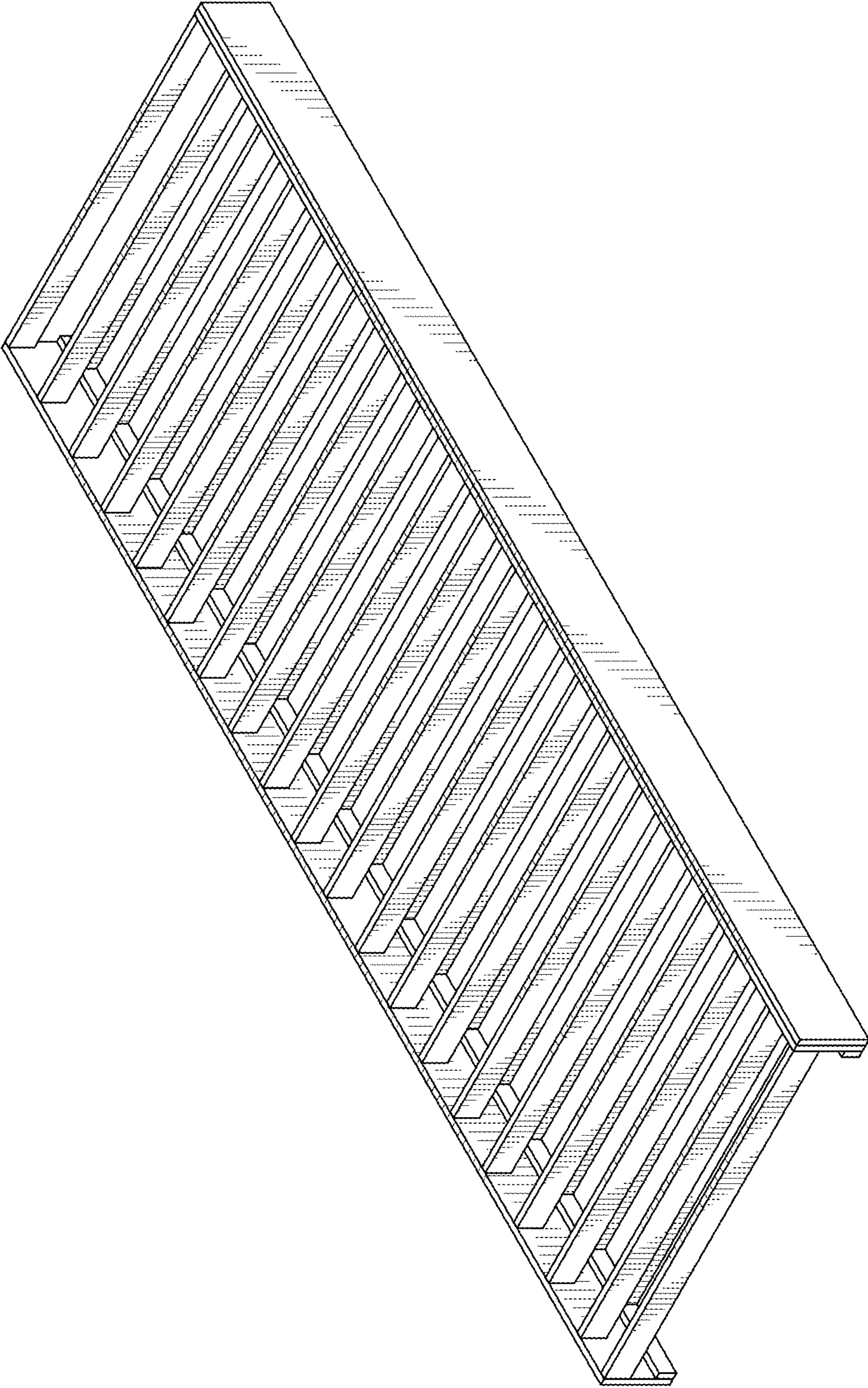


FIG. 1




FIG. 2




FIG. 3

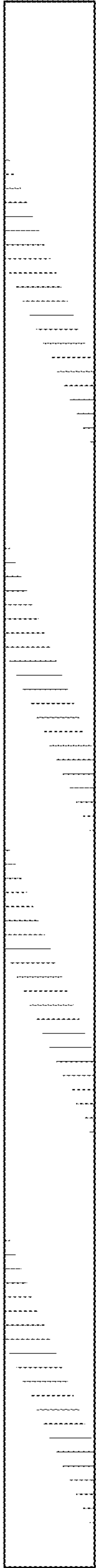


FIG. 4




FIG. 5

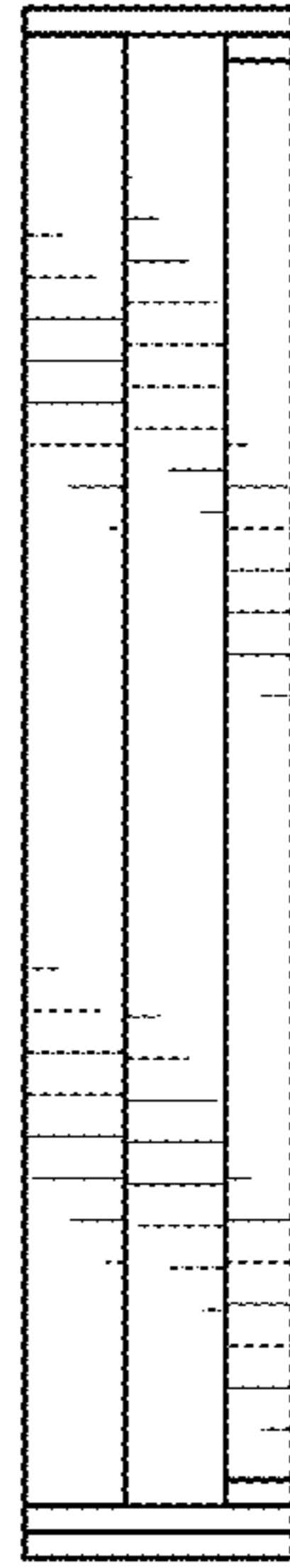


FIG. 6

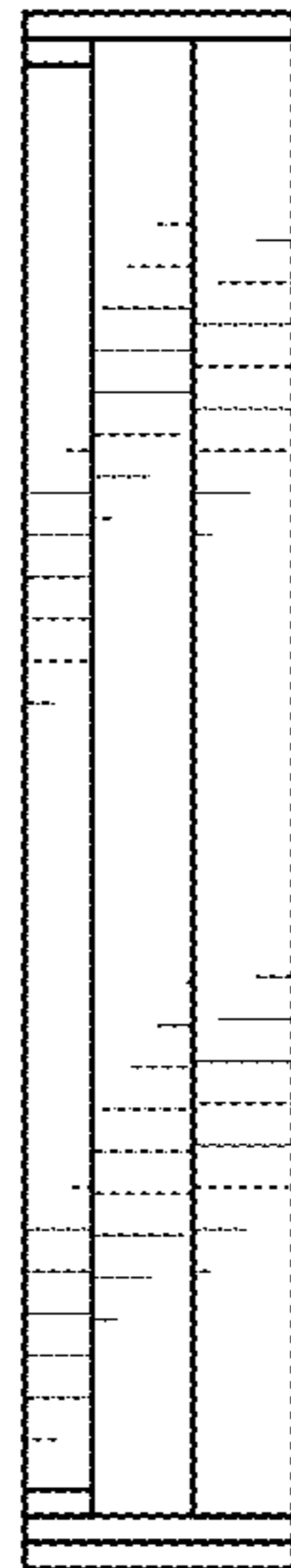


FIG. 7