



US00D981571S

(12) **United States Design Patent**
Keeman et al.

(10) **Patent No.:** **US D981,571 S**
(45) **Date of Patent:** **** Mar. 21, 2023**

- (54) **ELECTRODE PATCH USED FOR MONITORING**
- (71) Applicant: **Nemo Healthcare B.V.**, Veldhoven (NL)
- (72) Inventors: **Ilza Keeman**, Veldhoven (NL); **Chris Peters**, Veldhoven (NL)
- (73) Assignee: **NEMO HEALTHCARE B.V.**, Veldhoven (NL)

- (**) Term: **15 Years**
- (21) Appl. No.: **29/738,023**
- (22) Filed: **Jun. 14, 2020**

Related U.S. Application Data

- (63) Continuation-in-part of application No. 29/642,497, filed on Mar. 29, 2018, now abandoned.

Foreign Application Priority Data

- Nov. 7, 2017 (EM) 004497527-0001
- (51) **LOC (14) Cl.** **24-02**
- (52) **U.S. Cl.**
USPC **D24/187**
- (58) **Field of Classification Search**
USPC D24/107, 168, 186, 187, 189, 200
CPC A61B 5/042; A61B 5/0404; A61B 5/0416;
A61N 1/046; A61N 1/0472
See application file for complete search history.

References Cited

U.S. PATENT DOCUMENTS

- D443,063 S * 5/2001 Pisani D24/187
- D598,111 S * 8/2009 Phillips D24/187
- D600,351 S * 9/2009 Phillips D24/168
- D773,672 S * 12/2016 Machon D24/187
- D784,543 S * 4/2017 Darmanjian D24/187

- D790,069 S * 6/2017 Wong D24/187
- D809,663 S * 2/2018 Nachum D24/168
- D886,303 S * 6/2020 Huang D24/187
- D892,338 S * 8/2020 Zhang D24/168
- D898,202 S * 10/2020 Vosch D24/187
- D934,433 S * 10/2021 Sieracki D24/189
- D952,864 S * 5/2022 Levy D24/187

FOREIGN PATENT DOCUMENTS

- CN 201830569487.4 * 5/2019

OTHER PUBLICATIONS

Fetal Heart Monitoring—Why We Do It. Online, published date unknown. Retrieved on Oct. 16, 2021 from URL: <https://ogdennursemidwives.org/blog/fetal-heart-monitoring-why-we-do-it>.*

Nemo Healthcare—Next Generation Fetal Monitoring. Online, published date Jul. 30, 2018. Retrieved on Jun. 4, 2022 from URL: <https://www.youtube.com/watch?v=bnHpRbx4J4U>.*

* cited by examiner

Primary Examiner — Omeed Agilee

(74) *Attorney, Agent, or Firm* — Inventa Capital PLC


(57) **CLAIM**

We claim the ornamental design for an electrode patch used for monitoring, as shown and described.

DESCRIPTION

FIG. 1 is a bottom perspective view of an electrode patch used for monitoring showing our new design; FIG. 2 is a top perspective view thereof; FIG. 3 is a bottom plan view thereof; FIG. 4 is a top plan view thereof; FIG. 5 is a front elevation view thereof; and, FIG. 6 is a right elevation view thereof. The broken lines depict portions of the electrode patch used for monitoring that form no part of the claimed design.

1 Claim, 5 Drawing Sheets



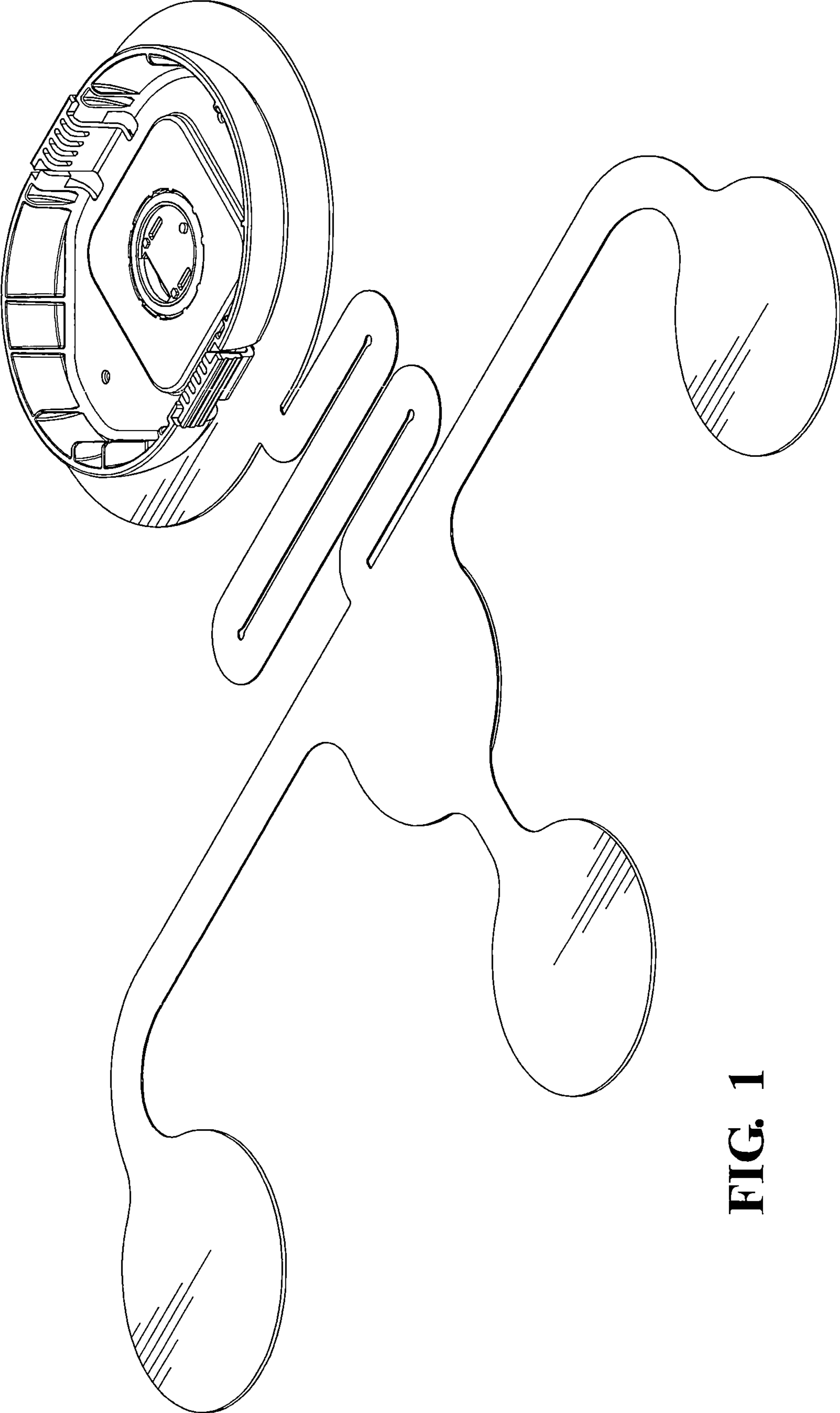


FIG. 1

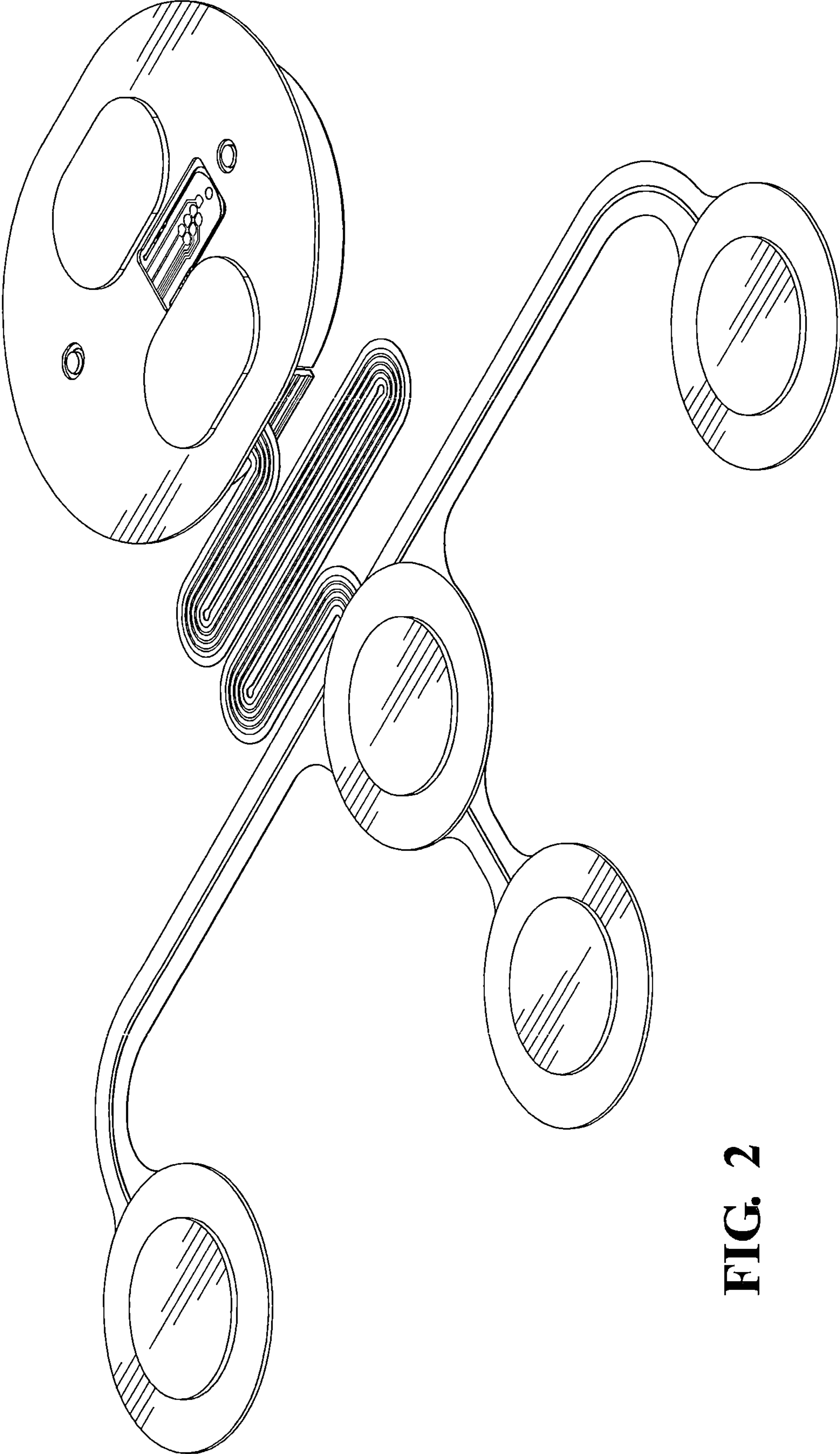


FIG. 2

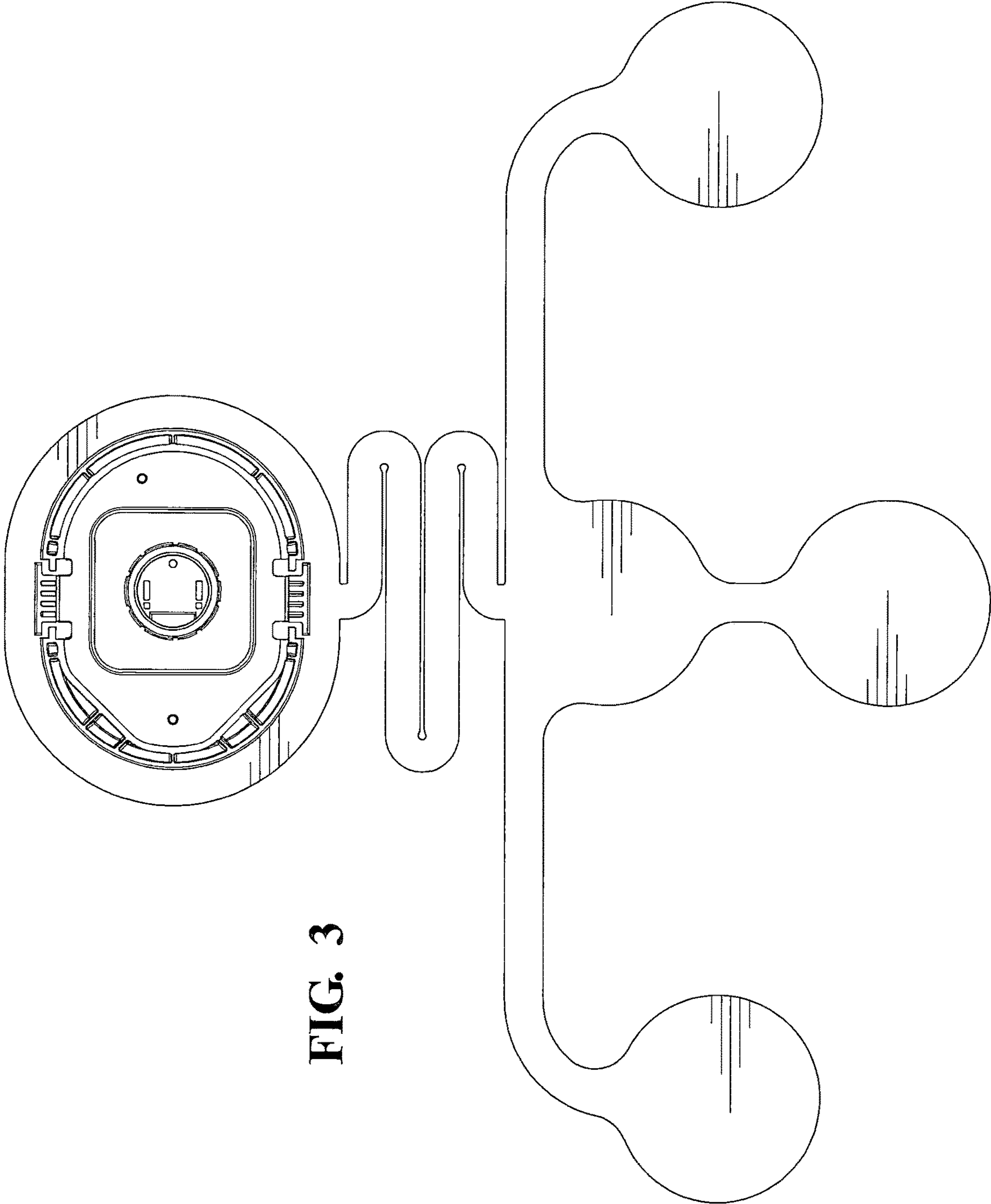


FIG. 3

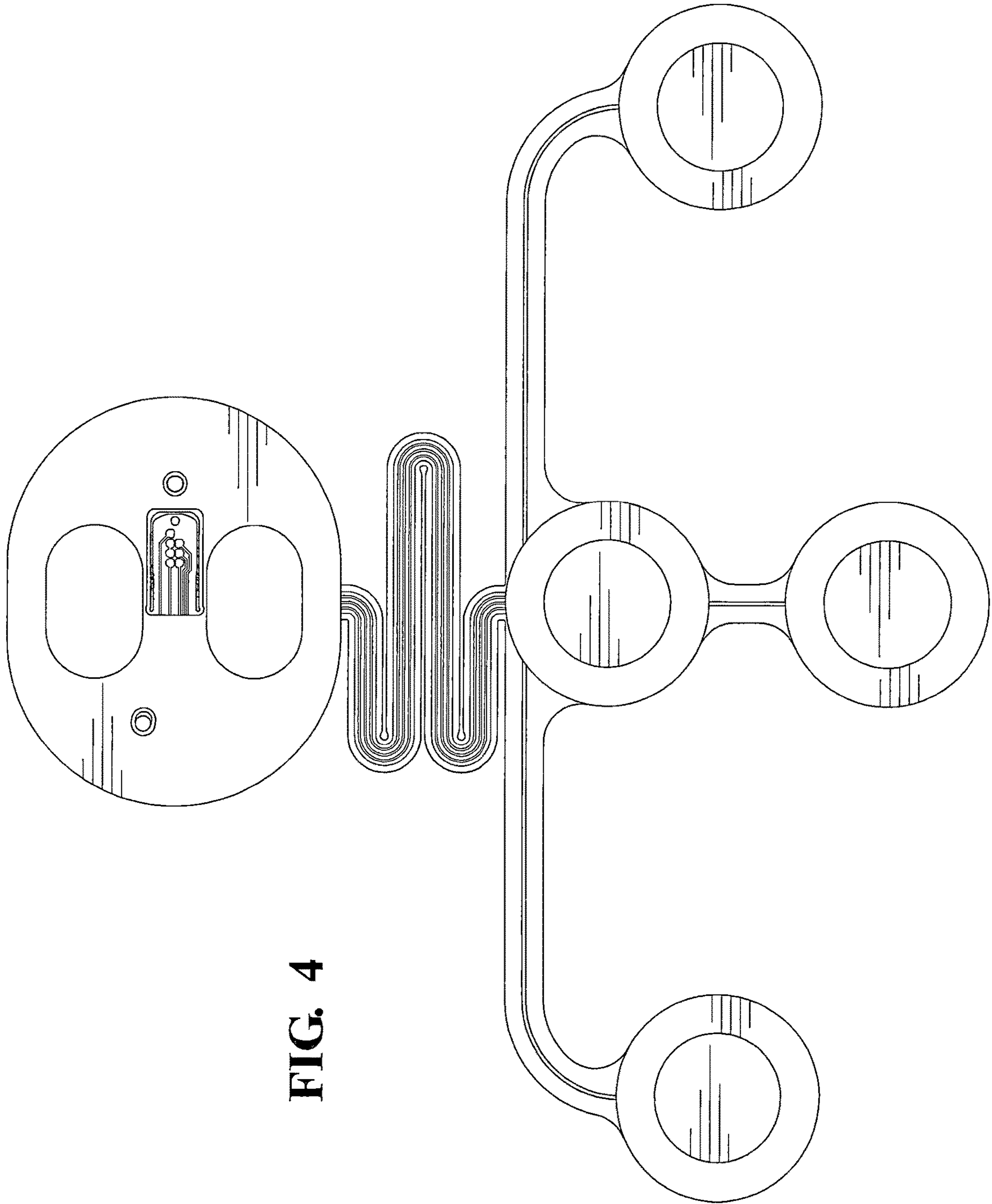


FIG. 4




FIG. 5

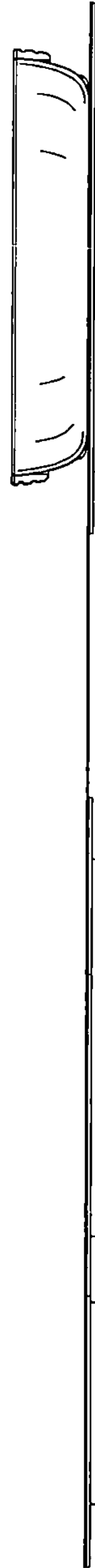


FIG. 6