



US00D981564S

(12) **United States Design Patent**  
**Yoon**

(10) **Patent No.:** **US D981,564 S**  
(45) **Date of Patent:** **\*\* Mar. 21, 2023**

(54) **ORAL CARE APPLICATOR**

**DESCRIPTION**

(71) Applicant: **The Procter & Gamble Company**,  
Cincinnati, OH (US)

(72) Inventor: **Ki Hyun Yoon**, Beijing (CN)

(73) Assignee: **The Procter & Gamble Company**,  
Cincinnati, OH (US)

(\*\*) Term: **15 Years**

(21) Appl. No.: **29/781,090**

(22) Filed: **Apr. 28, 2021**

**Related U.S. Application Data**

(62) Division of application No. 29/700,171, filed on Jul.  
31, 2019, now Pat. No. Des. 928,959.

(51) **LOC (14) Cl.** ..... **24-02**

(52) **U.S. Cl.**  
USPC ..... **D24/152**

(58) **Field of Classification Search**  
USPC ..... D24/152, 176–178, 107, 146–147;  
D4/100, 104, 108, 111, 127, 101  
(Continued)

(56) **References Cited**

**U.S. PATENT DOCUMENTS**

D60,184 S 1/1922 Webster  
6,994,546 B2 2/2006 Fischer et al.  
(Continued)

**OTHER PUBLICATIONS**

All Office Actions; U.S. Appl. No. 29/700,171, dated Jul. 31, 2019.

*Primary Examiner* — Wan Laymon

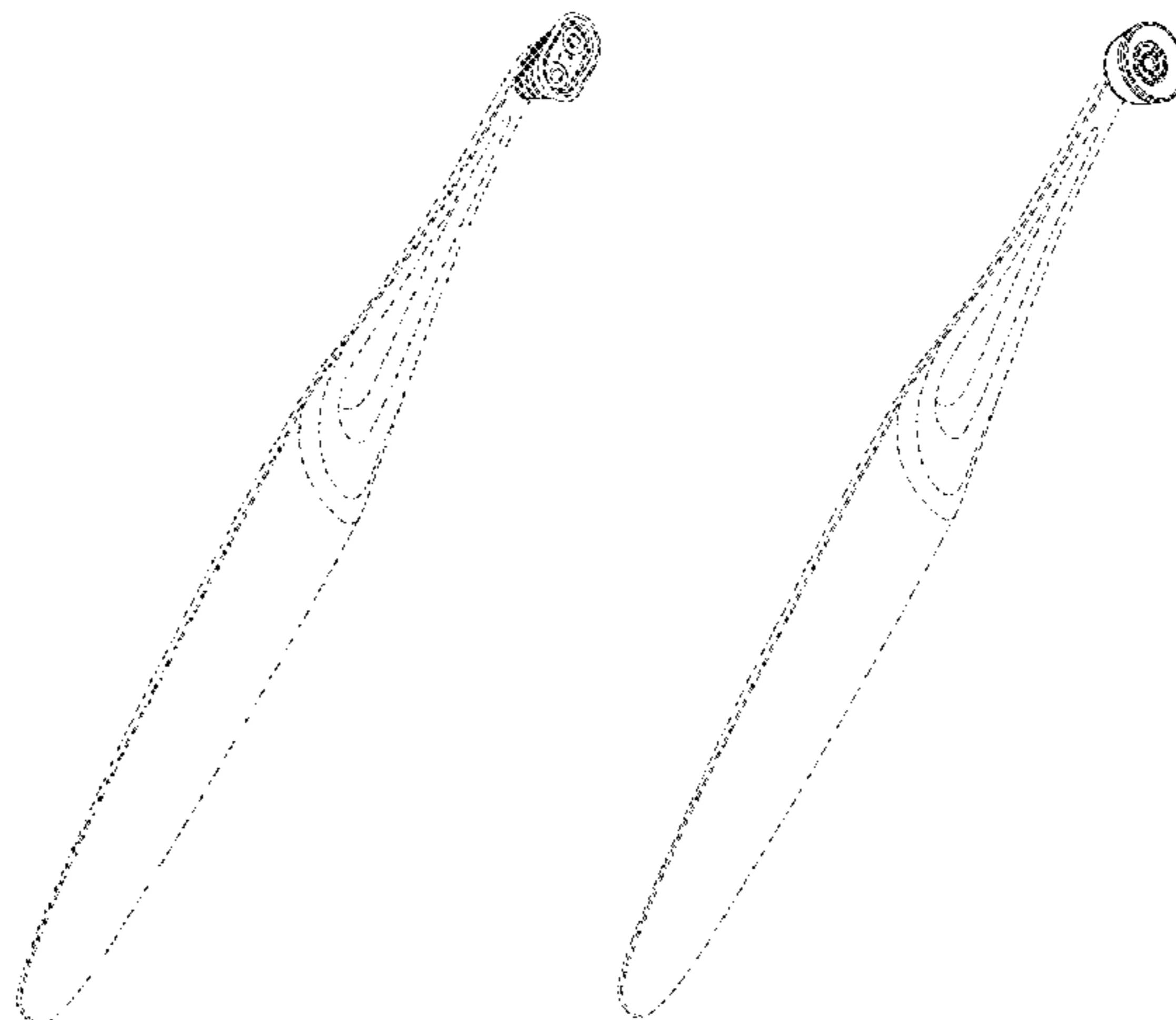
(74) *Attorney, Agent, or Firm* — Elizabeth A. Conklin

(57) **CLAIM**

The ornamental design for an oral care applicator, as shown  
and described.

FIG. 1 is a perspective view of an oral care applicator,  
embodying the new design;  
FIG. 2 is a front view thereof;  
FIG. 3 is a back view thereof;  
FIG. 4 is a left view thereof;  
FIG. 5 is a right view thereof;  
FIG. 6 is a top view thereof and  
FIG. 7 is a bottom view thereof;  
FIG. 8 is a perspective view of an oral care applicator,  
embodying the new design;  
FIG. 9 is a front view thereof;  
FIG. 10 is a back view thereof;  
FIG. 11 is a left view thereof;  
FIG. 12 is a right view thereof;  
FIG. 13 is a top view thereof and  
FIG. 14 is a bottom view thereof;  
FIG. 15 is a perspective view of an oral care applicator,  
embodying the new design;  
FIG. 16 is a front view thereof;  
FIG. 17 is a back view thereof;  
FIG. 18 is a left view thereof;  
FIG. 19 is a right view thereof;  
FIG. 20 is a top view thereof and  
FIG. 21 is a bottom view thereof;  
FIG. 22 is a perspective view of an oral care applicator,  
embodying the new design;  
FIG. 23 is a front view thereof;  
FIG. 24 is a back view thereof;  
FIG. 25 is a left view thereof;  
FIG. 26 is a right view thereof;  
FIG. 27 is a top view thereof; and,  
FIG. 28 is a bottom view thereof.  
The broken line shown in the figures is included for the  
purpose of illustrating portions of the oral care applicator  
and forms no part of the claimed design.

**1 Claim, 8 Drawing Sheets**



(58) **Field of Classification Search**

CPC .... A61C 1/05; A61C 1/07; A61C 3/00; A61C  
3/02; A61C 3/025; A61C 15/00; A61C  
17/00; A61C 17/32; A61C 19/00; A61C  
19/004; A46B 2200/108; A46B 9/045

See application file for complete search history.

(56) **References Cited**

U.S. PATENT DOCUMENTS

7,056,116	B2	6/2006	Scott et al.	
D613,865	S	4/2010	De	
D665,074	S	8/2012	Gebski et al.	
D741,935	S	10/2015	Sundheim et al.	
D795,428	S	8/2017	Rynerson	
D810,293	S	2/2018	Peel	
D849,408	S	* 5/2019	Bloch .....	D4/101
D867,761	S	* 11/2019	Bloch .....	D4/101
10,682,206	B2	6/2020	Gottenbos et al.	
D897,533	S	9/2020	Bradley	
D928,959	S	8/2021	Yoon	
2003/0147258	A1	8/2003	Fischer et al.	
2013/0330687	A1	12/2013	Edwards et al.	

\* cited by examiner

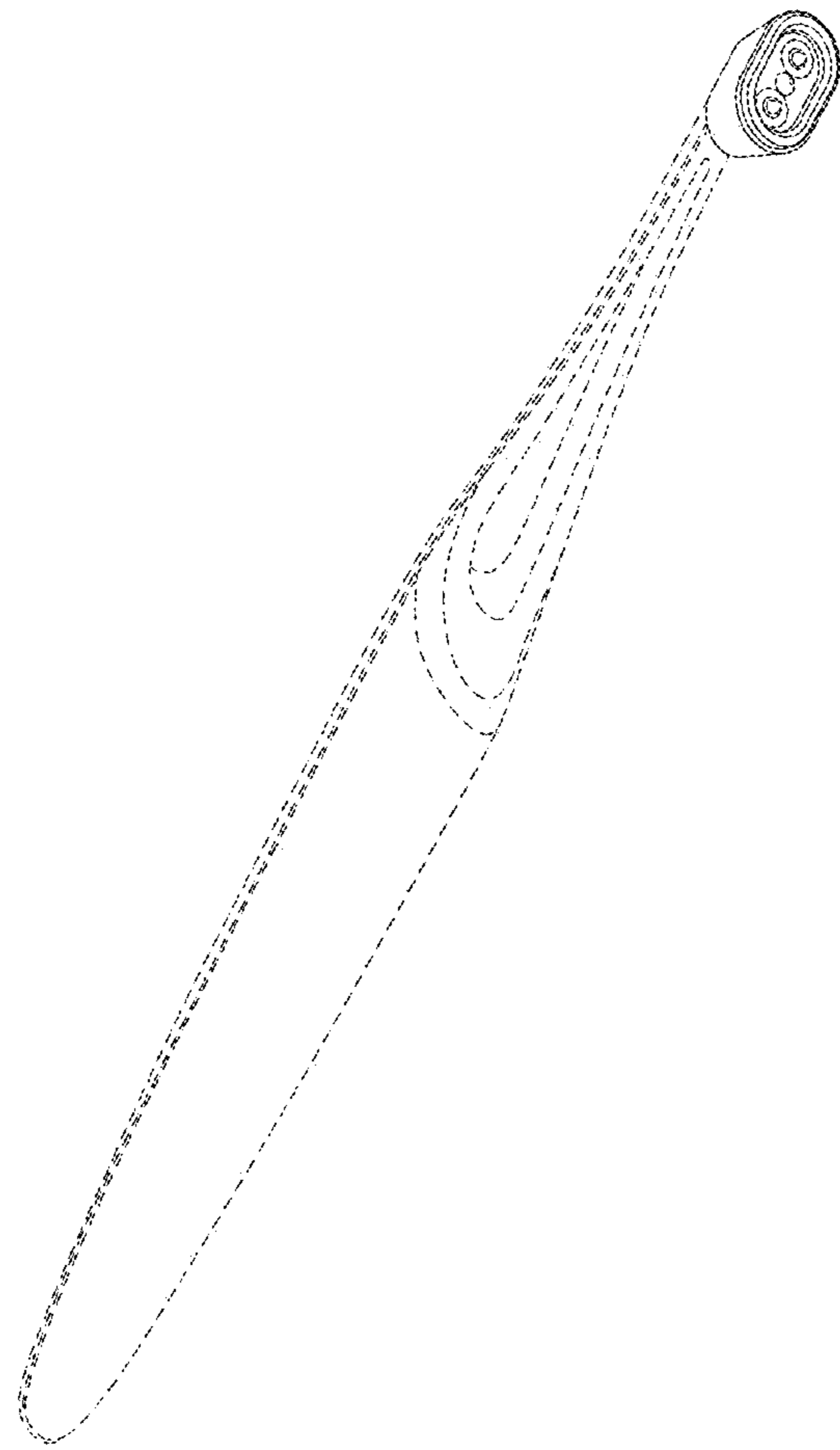


FIG. 1



FIG. 2




FIG. 3




FIG. 4




FIG. 5

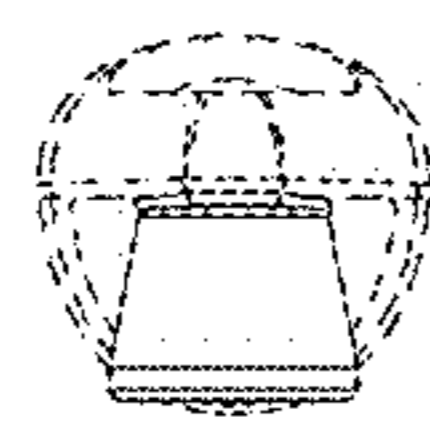


FIG. 6

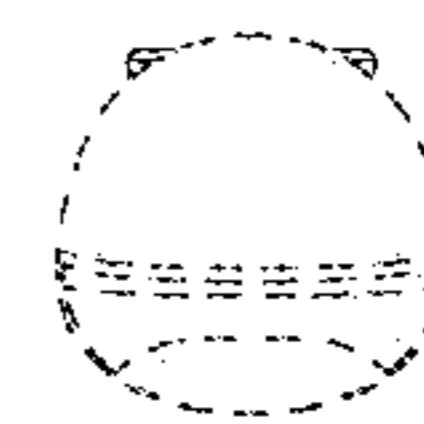


FIG. 7

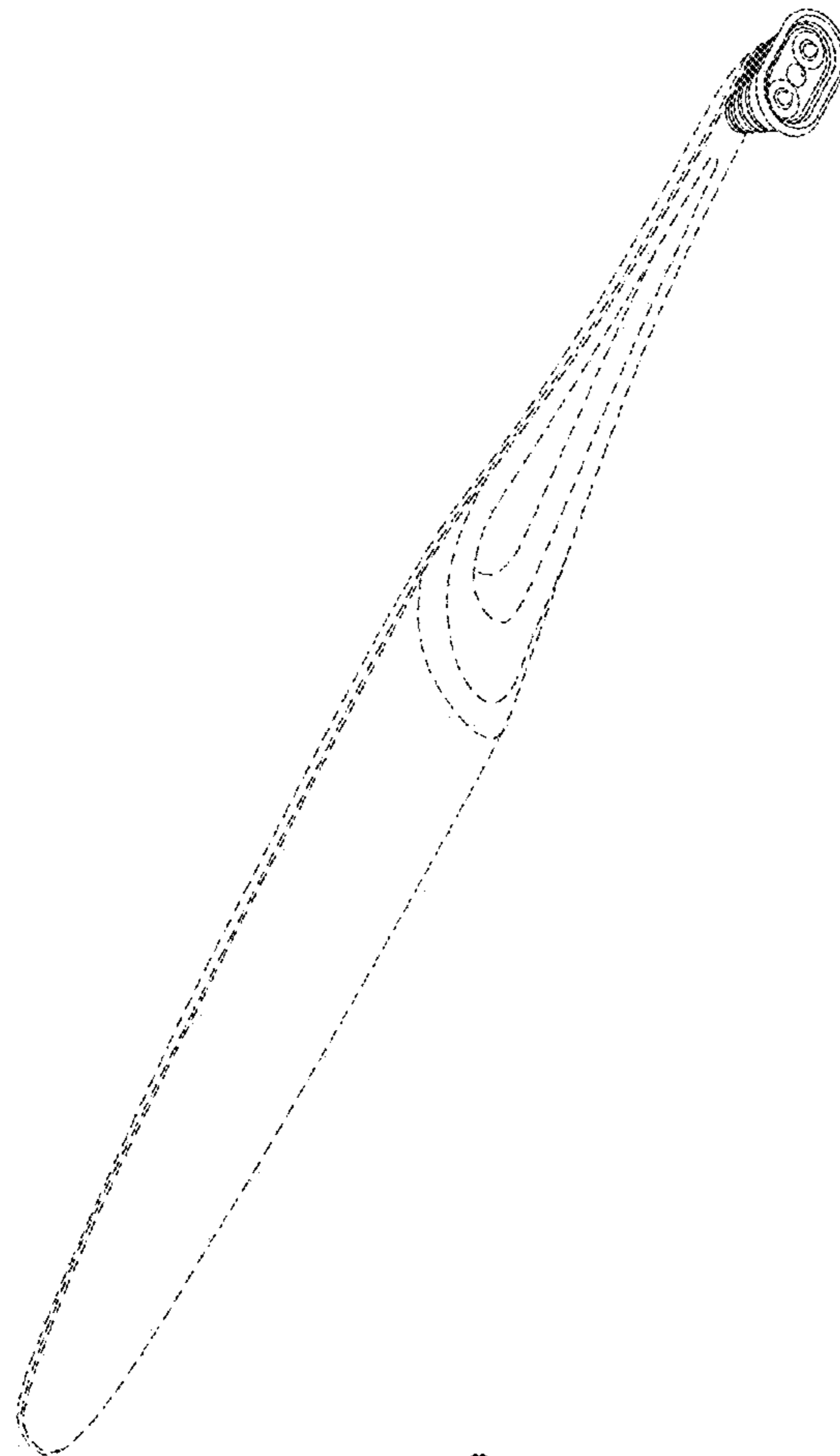


FIG. 8



FIG. 9




FIG. 10




FIG. 11




FIG. 12

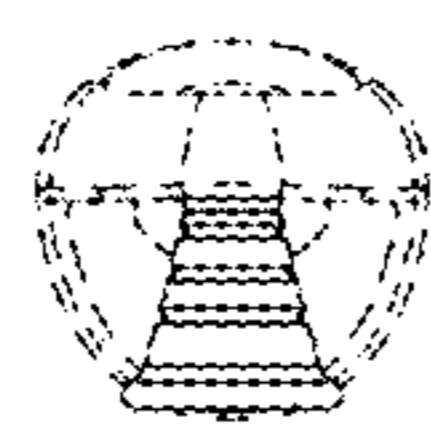


FIG. 13

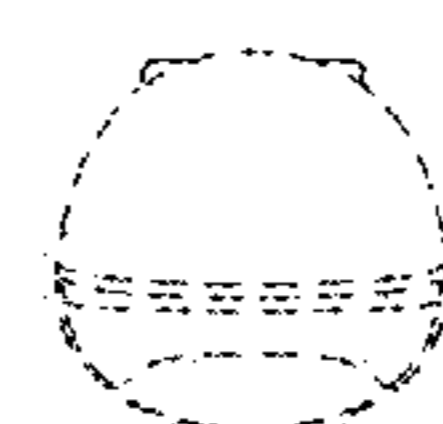


FIG. 14

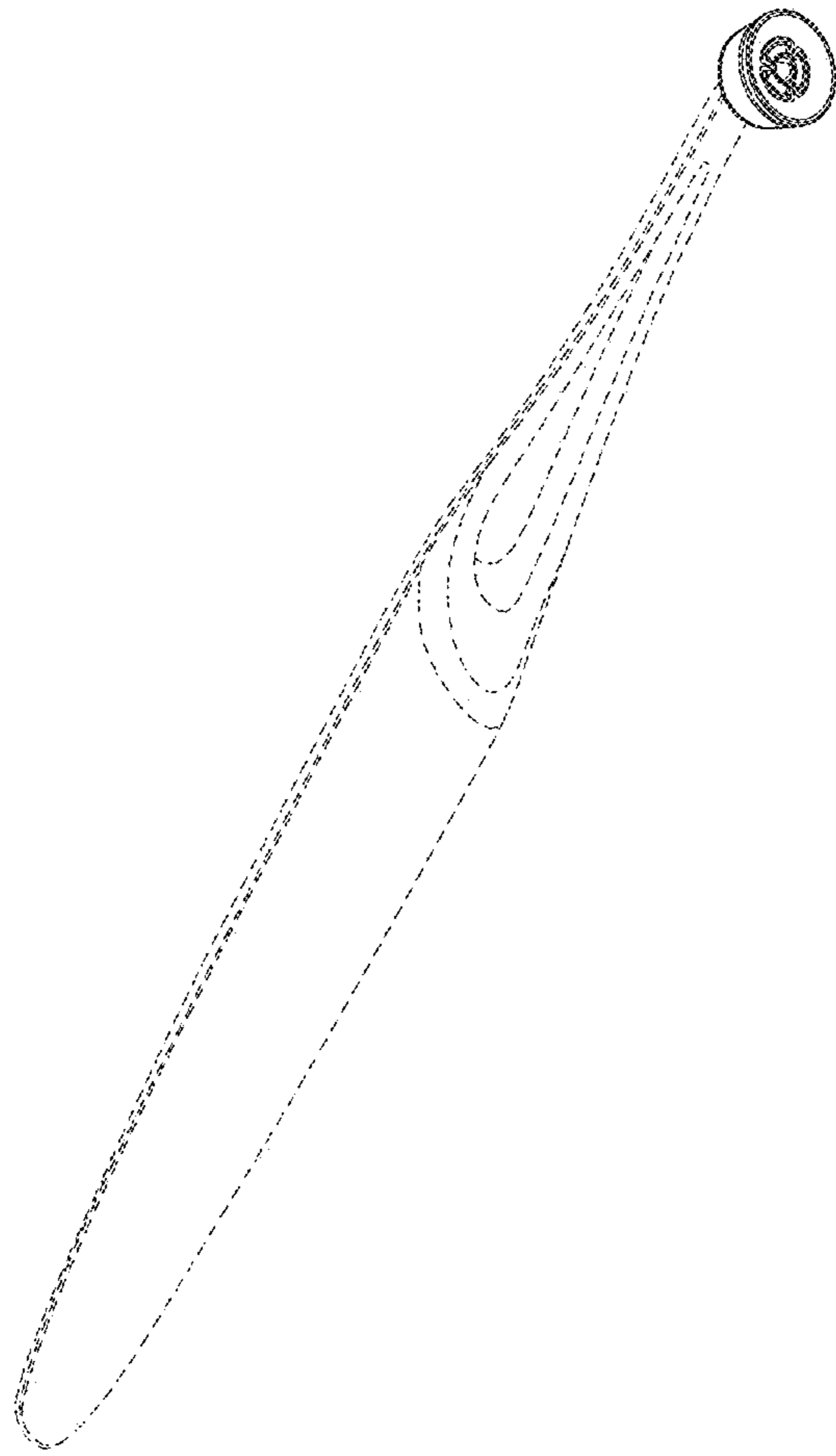


FIG. 15



FIG. 16




FIG. 17




FIG. 18




FIG. 19

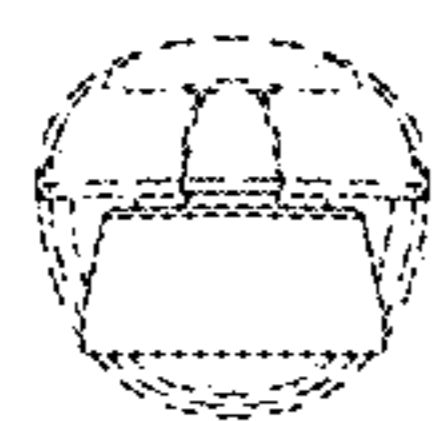


FIG. 20



FIG. 21



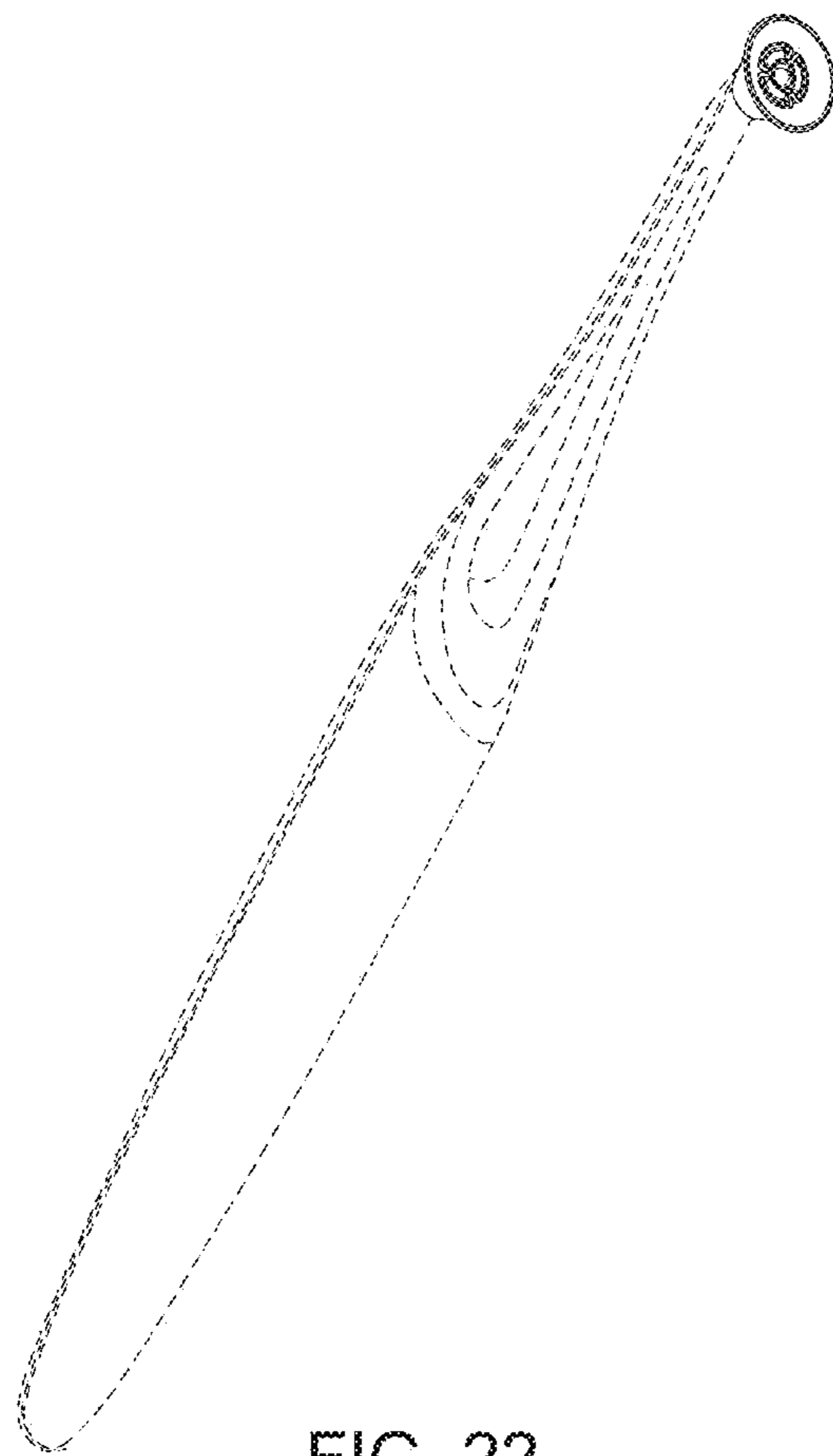


FIG. 22



FIG. 23




FIG. 24




FIG. 25




FIG. 26

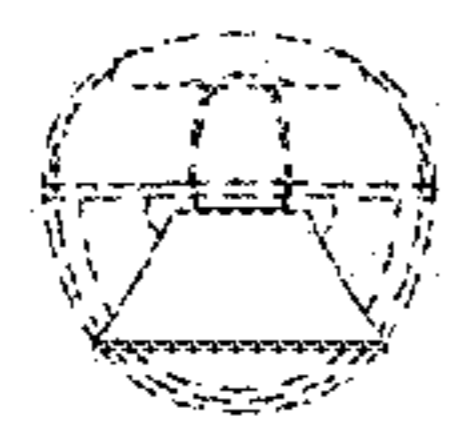


FIG. 27



FIG. 28