



US00D981557S

(12) **United States Design Patent** (10) **Patent No.:** **US D981,557 S**
Kwasny et al. (45) **Date of Patent:** **** Mar. 21, 2023**

(54) **HOUSING FOR AN AUTOINJECTOR**
(71) Applicant: **GlaxoSmithKline Intellectual Property Management Limited**, Brentford (GB)
(72) Inventors: **Michelle Nicole Kwasny**, Cambridge, MA (US); **Scott Robert Mackie**, Cambridge, MA (US); **Robert John McCaffrey**, Hollis, NH (US); **Jason Lee Robinson**, Cambridge, MA (US); **Gerd Schmieta**, Boston, MA (US)

RE37,439 E 11/2001 Firth
6,808,511 B2 10/2004 Pond
D551,295 S * 9/2007 Chen D19/934
D628,632 S * 12/2010 Liu D19/901
D629,509 S 12/2010 Julian et al.
D641,078 S * 7/2011 Morgan D24/114
8,057,433 B1 * 11/2011 Cuca A61M 31/00
604/118
D650,070 S 12/2011 Mori
D660,419 S * 5/2012 Morgan D24/130
D671,638 S * 11/2012 Young D24/113
D703,810 S 4/2014 Sanders
D726,902 S * 4/2015 McLoughlin D24/113
D735,322 S 7/2015 Tyce et al.

(Continued)

(73) Assignee: **GlaxoSmithKline Intellectual Property Management Limited**

FOREIGN PATENT DOCUMENTS

(**) Term: **15 Years**

AU 141659 S 8/2000
AU 145550 S 10/2001

(21) Appl. No.: **29/708,602**

(Continued)

(22) Filed: **Oct. 8, 2019**

Primary Examiner — David G Muller
(74) *Attorney, Agent, or Firm* — Hao Yin

Related U.S. Application Data

(62) Division of application No. 29/604,328, filed on May 17, 2017, now Pat. No. Des. 868,244, which is a division of application No. 29/490,267, filed on May 8, 2014, now Pat. No. Des. 790,686.

(51) **LOC (14) Cl.** **24-02**

(52) **U.S. Cl.**
USPC **D24/112**

(58) **Field of Classification Search**
USPC D24/112–114, 108, 133, 130, 127, 186
CPC A61M 5/178; A61M 3/00; A61M 5/20;
A61M 5/31
See application file for complete search history.

(56) **References Cited**

U.S. PATENT DOCUMENTS

4,636,202 A * 1/1987 Lowin A61M 31/00
604/218
5,762,069 A 6/1998 Kelleher


(57) **CLAIM**

We claim the ornamental design for a housing for an autoinjector, as shown and described.

DESCRIPTION

FIG. 1 is a front perspective view of a housing according to our new design with the body being of indefinite length and constant cross-section between the break-lines;
FIG. 2 is a right side view thereof;
FIG. 3 is a front view thereof;
FIG. 4 is a rear view thereof;
FIG. 5 is a left side view thereof;
FIG. 6 is a top plan view thereof;
FIG. 7 is a bottom plan view thereof; and,
FIG. 8 is a rear perspective view thereof.

1 Claim, 2 Drawing Sheets



(56)

References Cited

U.S. PATENT DOCUMENTS

D735,848 S * 8/2015 Dubuc D24/113
 D739,932 S * 9/2015 Ratjen D24/113
 D746,434 S 12/2015 De Donatis
 D755,956 S * 5/2016 McLoughlin D24/113
 9,468,724 B2 10/2016 Evans
 D789,528 S 6/2017 Wohlfahrt
 9,694,163 B2 7/2017 Chandler
 D817,961 S 5/2018 Han
 D819,804 S 6/2018 Knight
 10,099,013 B2 10/2018 Mcloughlin
 D841,155 S 2/2019 McMenamin
 2009/0182284 A1* 7/2009 Morgan A61M 5/3202
 604/227
 2014/0330203 A1* 11/2014 McLoughlin A61M 5/172
 604/131

FOREIGN PATENT DOCUMENTS

AU 314895 S 6/2006
 AU 304742 S 6/2007
 AU 304743 S 6/2007
 AU 305020 S 6/2007
 AU 314700 S 6/2007
 AU 314701 S 6/2007
 AU 314702 S 6/2007
 AU 314703 S 6/2007
 AU 314704 S 6/2007
 AU 314705 S 6/2007
 AU 314706 S 6/2007
 AU 315948 S 9/2007
 AU 319680 S 5/2008
 AU 320751 S 8/2008
 AU 320752 S 8/2008
 AU 320753 S 8/2008
 AU 321891 S 11/2008
 AU 323564 S 1/2009
 AU 331790 S 7/2010
 AU 340784 S 2/2012
 AU 345700 S 11/2012
 AU 346919 S 2/2013
 AU 350546 S 9/2013
 AU 350719 S 9/2013
 AU 350720 S 9/2013

AU 350721 S 9/2013
 AU 358813 S 3/2014
 AU 358814 S 3/2014
 AU 358815 S 3/2014
 AU 358816 S 3/2014
 CL 612-2009 9/2008
 CL 613-2009 9/2008
 CL 874-2009 10/2008
 CL 875-2009 10/2008
 CL 288-2013 8/2012
 CL 289-2013 8/2012
 EM 000007893-0002 4/2003
 EM 000837653-0001 12/2007
 EM 000981964-0001 8/2008
 EM 000981964-0002 8/2008
 EM 000981964-0003 8/2008
 EM 000981964-0004 8/2008
 EM 001798869-0001 12/2010
 EP 2274032 B1 1/2011
 GB D2048258 6/1995
 GB D2079926 12/1998
 GB D3006400 8/2002
 GB D3006401 8/2002
 GB D3006884 9/2002
 GB D3006886 9/2002
 GB D3006887 9/2002
 GB D3006888 9/2002
 GB D3006889 9/2002
 GB D3006890 9/2002
 GB D3006891 9/2002
 GB D3006892 9/2002
 GB D3006893 9/2002
 GB D3006894 9/2002
 GB D3006895 9/2002
 GB D3006896 9/2002
 GB D3006897 9/2002
 GB D3026067 9/2006
 GB D4001969 3/2007
 GB D4001970 3/2007
 GB D4034270 2/2014
 GB D4035008 3/2014
 RU 76137 U 9/2008
 TW D141022 S1 6/2011
 TW D164872 S 12/2014
 WO WO 2006/032385 A1 3/2006
 WO WO 2014/033195 A1 3/2014

* cited by examiner




FIG. 1




FIG. 3

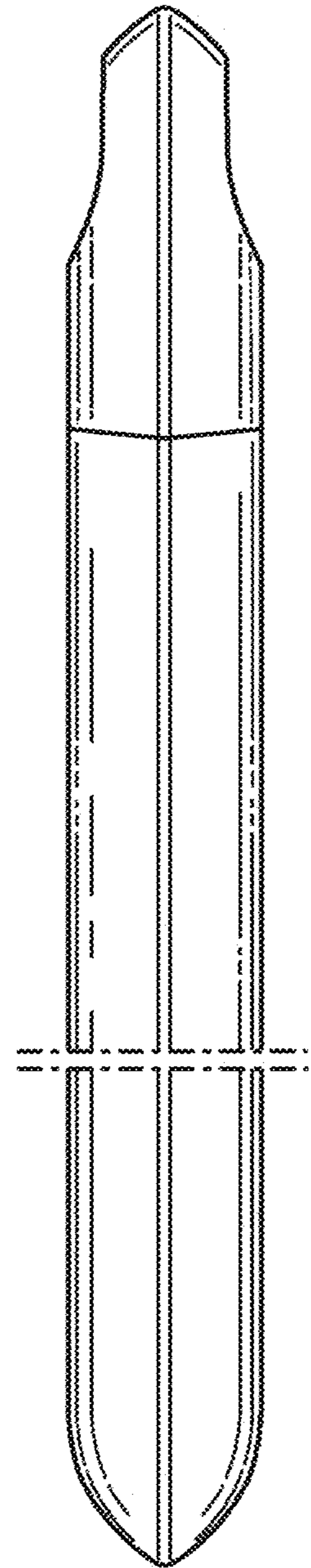


FIG. 2

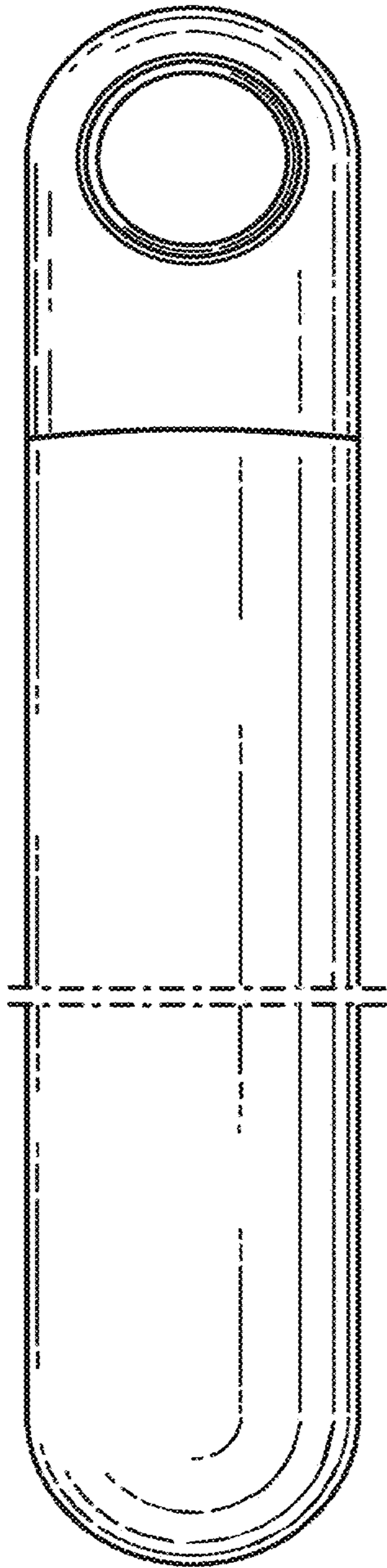


FIG. 4

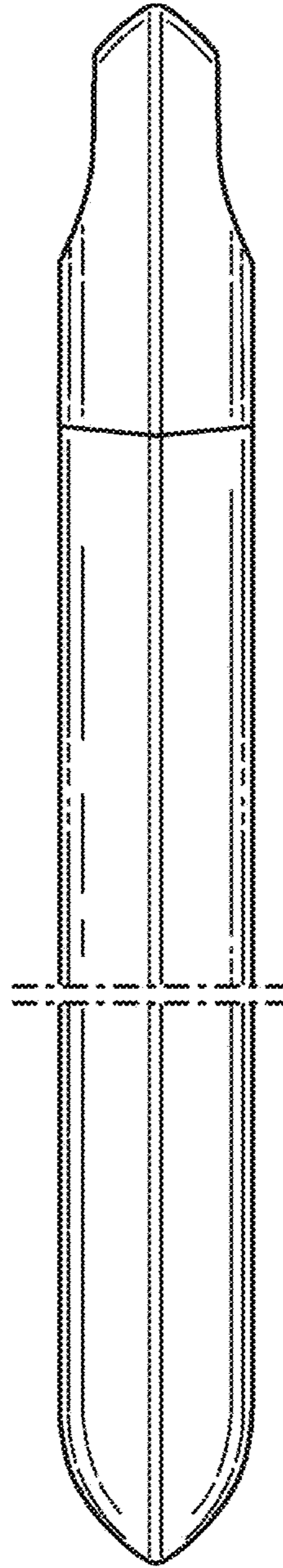


FIG. 5




FIG. 8

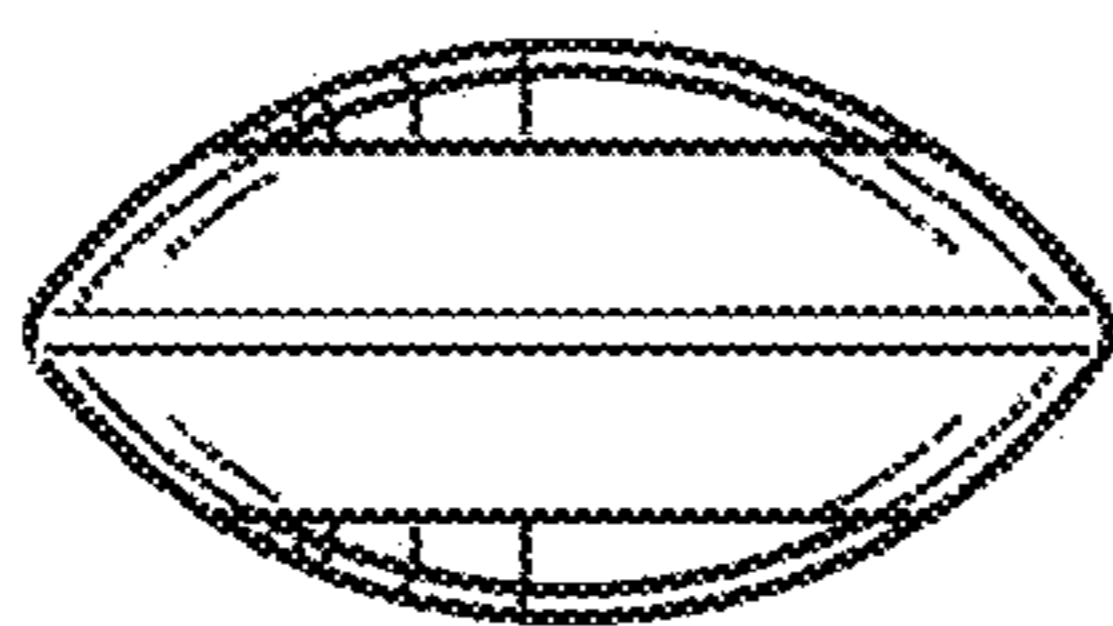


FIG. 6

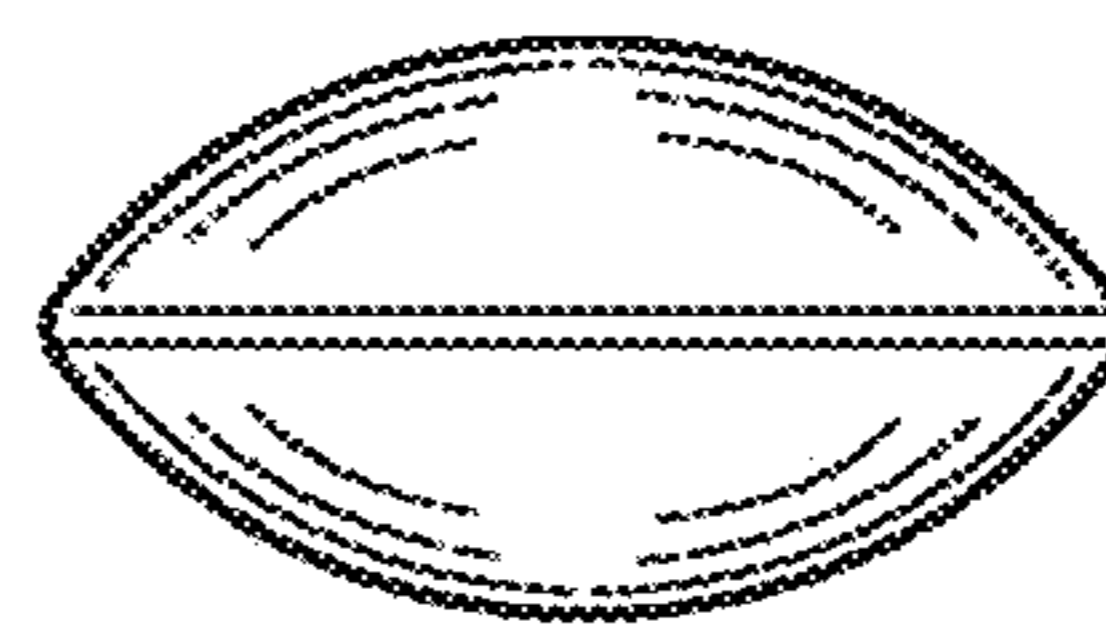


FIG. 7