



US00D981542S

(12) **United States Design Patent**
Sengoku et al.

(10) **Patent No.:** **US D981,542 S**
(45) **Date of Patent:** **** Mar. 21, 2023**

- (54) **HEATER**
- (71) Applicant: **SENGOKU WORKS, LTD.**, Kasai (JP)
- (72) Inventors: **Tadashi Sengoku**, Kasai (JP); **Takehira Sengoku**, Kasai (JP); **Akihiko Shirota**, Kasai (JP)
- (73) Assignee: **SENGOKU WORKS, LTD.**, Kasai (JP)
- (**) Term: **15 Years**
- (21) Appl. No.: **29/797,358**
- (22) Filed: **Jun. 30, 2021**
- (51) **LOC (14) Cl.** **23-03**
- (52) **U.S. Cl.**
USPC **D23/342**
- (58) **Field of Classification Search**
USPC D23/314, 317, 318, 332, 333, 334, 335, D23/336, 337, 338, 339, 340, 355, 356, D23/359, 364, 378, 370
CPC F24H 3/00; F24H 3/0411; F24H 3/0417; F24H 9/0063; F24H 9/0073; F24H 9/02; F24H 3/082; F24H 9/2071; F24H 3/002; F24H 3/02; F24H 3/04; F04D 17/04; F04D 25/08; F04D 25/10; F04D 5/00; H05B 3/008; F24D 15/02; F24D 19/0087; F24D 19/06; F24D 19/1084
See application file for complete search history.

(56) **References Cited**

U.S. PATENT DOCUMENTS

- 1,389,397 A * 8/1921 Tactikos F24C 7/065 219/432
- D479,590 S * 9/2003 Ko D23/342
- D853,542 S * 7/2019 Frølund D23/332
- D896,938 S * 9/2020 Blisse D23/342
- 2006/0198084 A1 * 9/2006 Hall H05B 3/008 361/600

- 2008/0031603 A1 * 2/2008 Liang H05B 3/008 392/422
- 2009/0279879 A1 * 11/2009 Zenteno F26B 3/28 392/416
- 2013/0287375 A1 * 10/2013 Hall, Jr. H01H 35/027 392/407
- 2014/0374403 A1 * 12/2014 Smith G01J 5/0044 219/522
- 2018/0176991 A1 * 6/2018 Gagnon H05B 3/008

FOREIGN PATENT DOCUMENTS

- CN 306944053 * 11/2021
- CN 306957139 * 11/2021
- JP D1388759 * 5/2010

OTHER PUBLICATIONS

- Thermomate Infrared Heater, Carbon Fiber Heating for Outdoor / Indoor <https://a.co/d/5jKOY3q> Aug. 15, 2022 (Year: 2022).*
- BTGGG Wall Mounted Heater Warmer <https://amzn.eu/d/2JGr2yz> Sep. 13, 2021 (Year: 2021).*

* cited by examiner

Primary Examiner — Ania Aman

(74) *Attorney, Agent, or Firm* — Edward J. Baba; Bret E. Field; Bozicevic, Field & Francis LLP

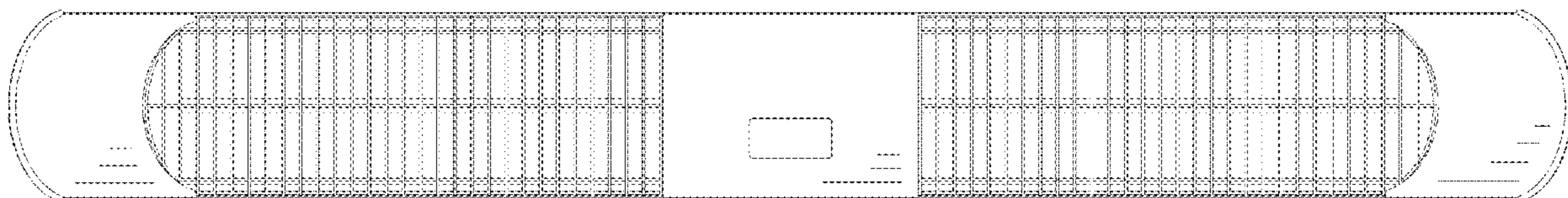
(57) **CLAIM**

The ornamental design for a heater, as shown and described.

DESCRIPTION

FIG. 1 is a front view;
 FIG. 2 is a rear view;
 FIG. 3 is a right side view;
 FIG. 4 is a left side view;
 FIG. 5 is a top view;
 FIG. 6 is a bottom view; and,
 FIG. 7 is a perspective view.
 The broken lines depict environment and form no part of the claimed design.

1 Claim, 6 Drawing Sheets



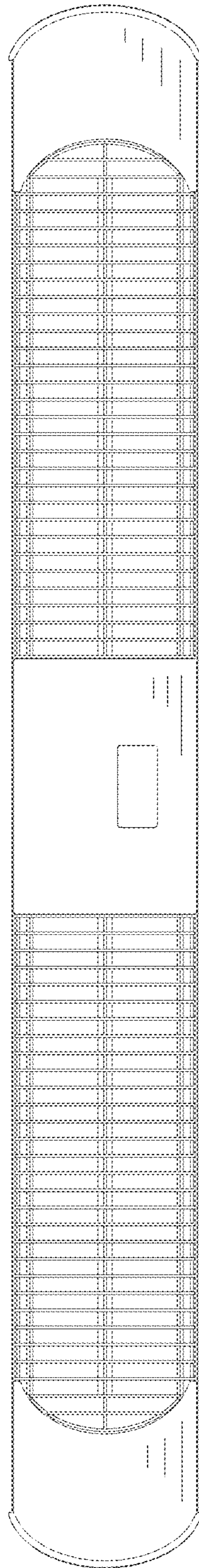


FIG. 1




FIG. 2

FIG. 3

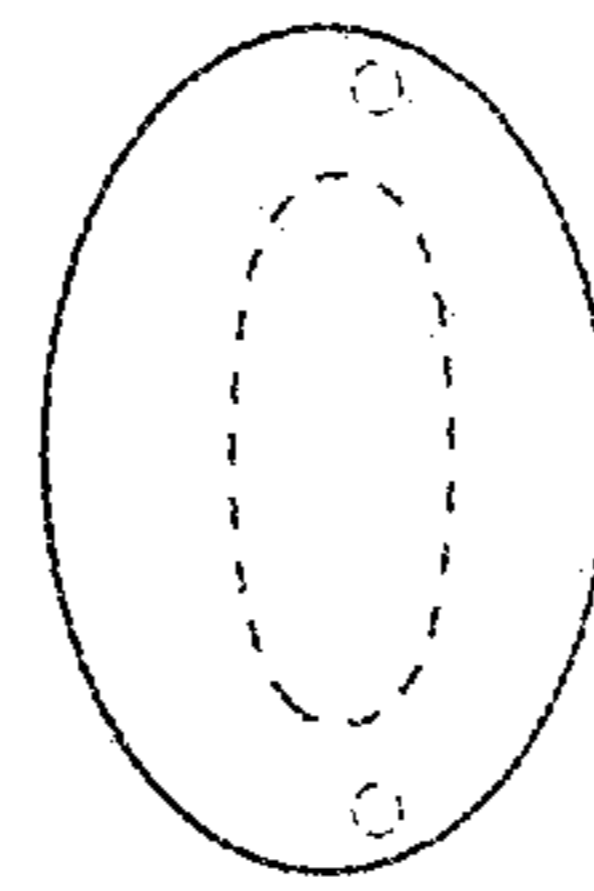


FIG. 4

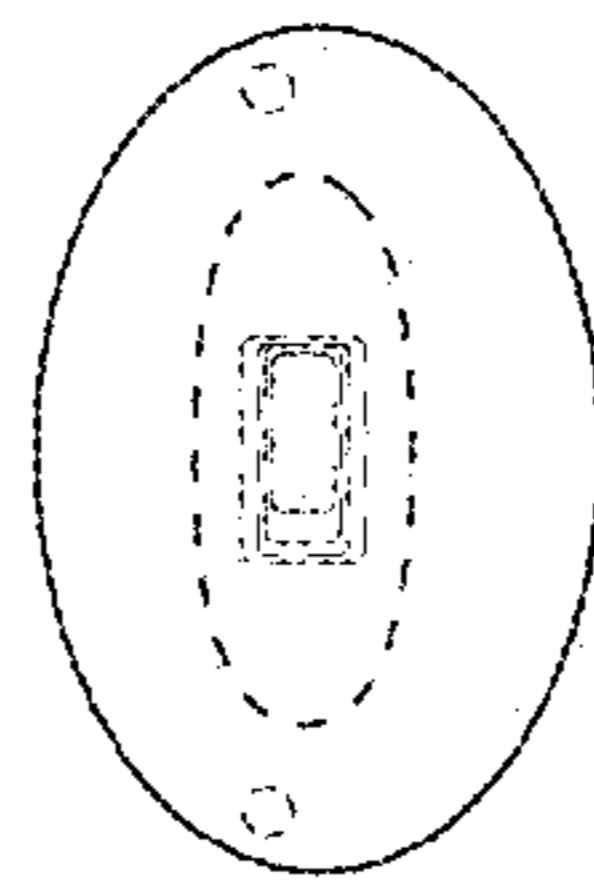


FIG. 5


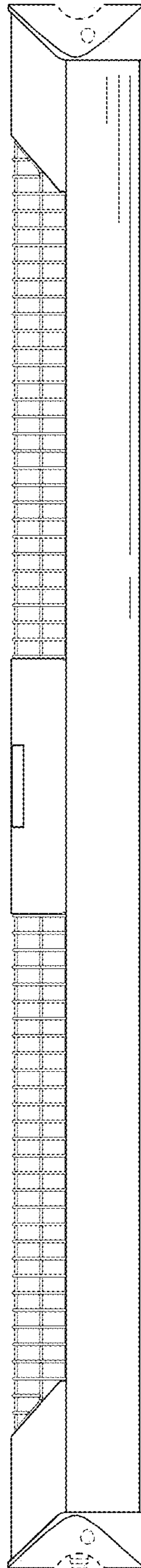


FIG. 6



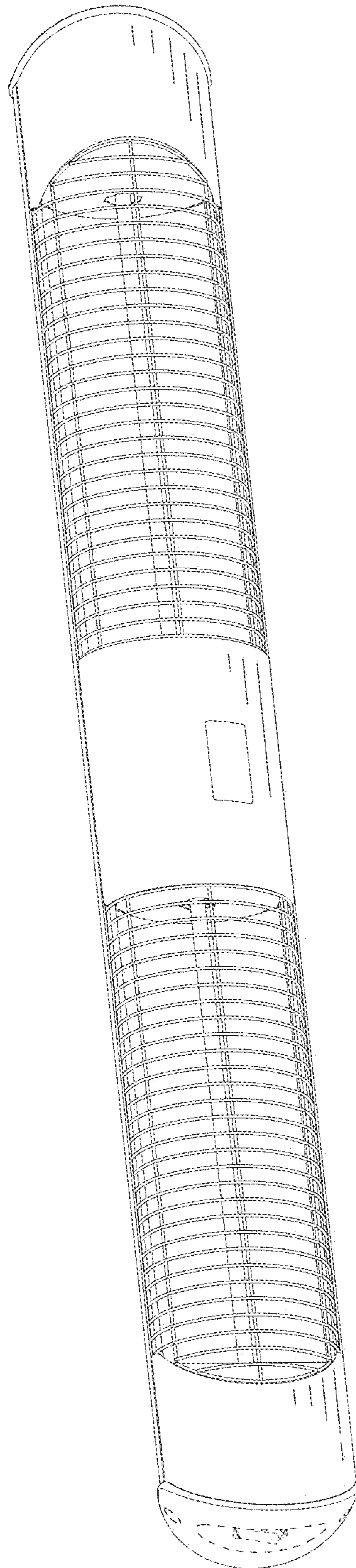


FIG. 7