



US00D981500S

(12) **United States Design Patent** (10) **Patent No.:** **US D981,500 S**
Mazur (45) **Date of Patent:** **** Mar. 21, 2023**

- (54) **COLUMN ELEMENT FOR A CONSTRUCTION TOY**
- (71) Applicant: **Lego A/S**, Billund (DK)
- (72) Inventor: **Yoel Mazur**, Billund (DK)
- (73) Assignee: **LEGO A/S**, Billund (DK)
- (**) Term: **15 Years**
- (21) Appl. No.: **29/786,539**
- (22) Filed: **Jun. 1, 2021**
- (51) **LOC (14) Cl.** **21-01**
- (52) **U.S. Cl.**
USPC **D21/486**; D21/494
- (58) **Field of Classification Search**
USPC D21/484-505
CPC A63H 33/04; A63H 33/06; A63H 33/062;
A63H 33/08; A63H 33/082; A63H
33/084; A63H 33/086; A63H 33/088;
A63H 33/105
See application file for complete search history.

(56) **References Cited**

U.S. PATENT DOCUMENTS

- 4,571,200 A * 2/1986 Serna A63H 33/105
446/85
- 5,199,919 A * 4/1993 Glickman G06T 9/00
446/124
- D351,006 S * 9/1994 Nielsen D21/500
- D355,940 S * 2/1995 Glynn D21/487
- D356,123 S * 3/1995 Glynn D21/486
- D384,994 S * 10/1997 Nielsen D21/486
- 5,830,032 A * 11/1998 Campbell A63H 33/04
446/128

- 5,947,787 A * 9/1999 Cyrus A63H 33/42
446/105
- D601,642 S * 10/2009 Talavera D21/504
- D630,263 S * 1/2011 Smith D21/486
- 8,070,551 B1 * 12/2011 Clever A63H 33/084
446/124
- D902,321 S * 11/2020 Park D21/487
- 2018/0256999 A1 * 9/2018 Gupta A63H 33/108

OTHER PUBLICATIONS

Panel 3x3x6 Corner Wall without Bottom Indentations, Design No. 87421, available as early as 2010, retrieved Sep. 16, 2021 from URL: <https://www.bricklink.com/v2/catalog/catalogitem.page?P=87421#T=C>.

* cited by examiner

Primary Examiner — Cynthia M. Chin

(74) *Attorney, Agent, or Firm* — Fross, Zelnick, Lehrman & Zissu PC; Charles T. J. Weigell, Esq.

(57) **CLAIM**

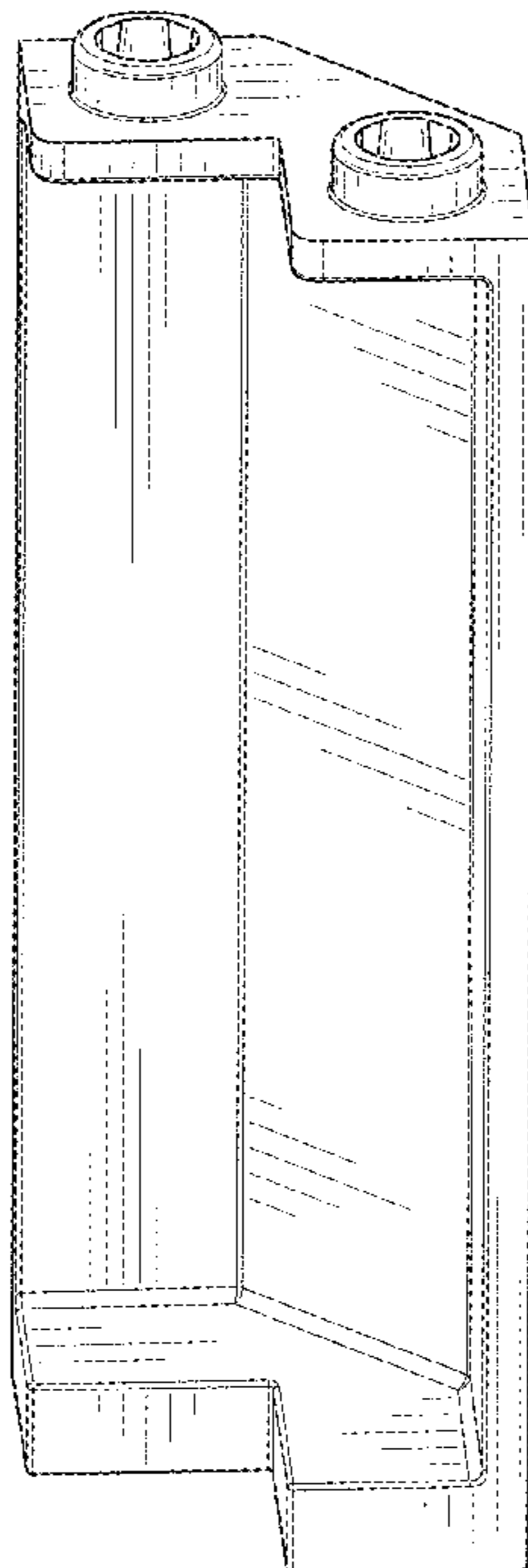
The ornamental design for a column element for a construction toy, as shown and described.

DESCRIPTION

FIG. 1 is a front perspective view of the column element for a construction toy showing my new design;
FIG. 2 is a back view thereof;
FIG. 3 is a front view thereof;
FIG. 4 is a right side view thereof;
FIG. 5 is a left side view thereof;
FIG. 6 is a top view thereof; and,
FIG. 7 is a bottom view thereof.

The portions of the column element for a construction toy shown in broken lines form no part of the claimed design.

1 Claim, 7 Drawing Sheets



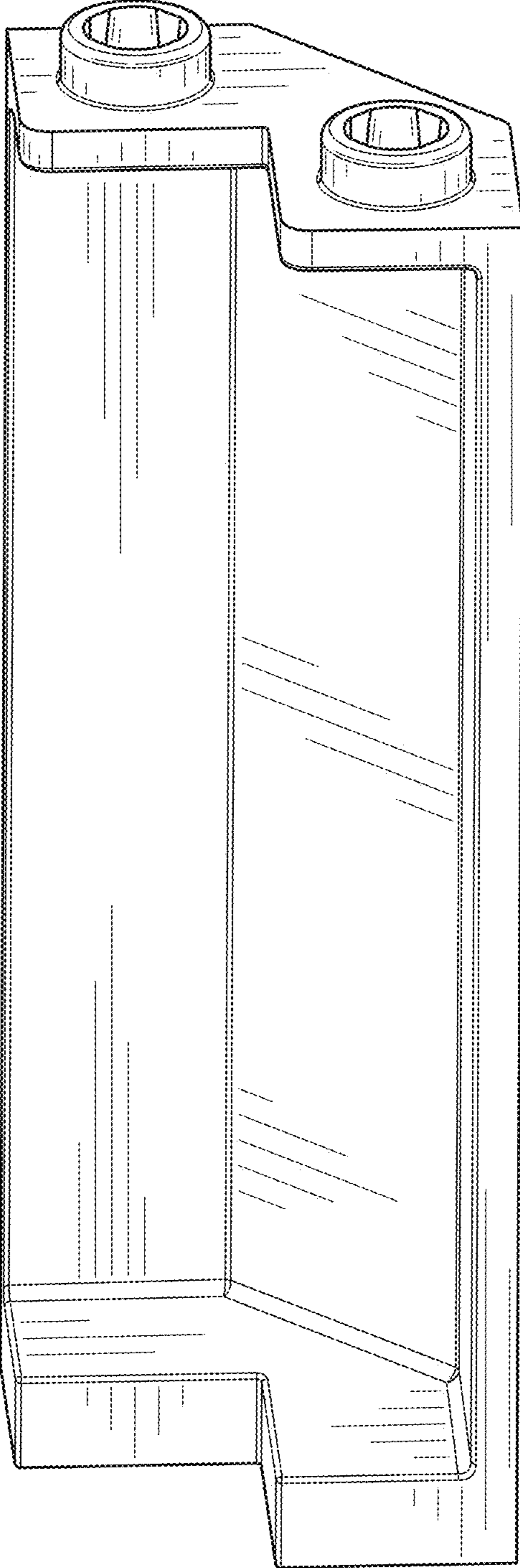


FIG. 1




FIG. 2

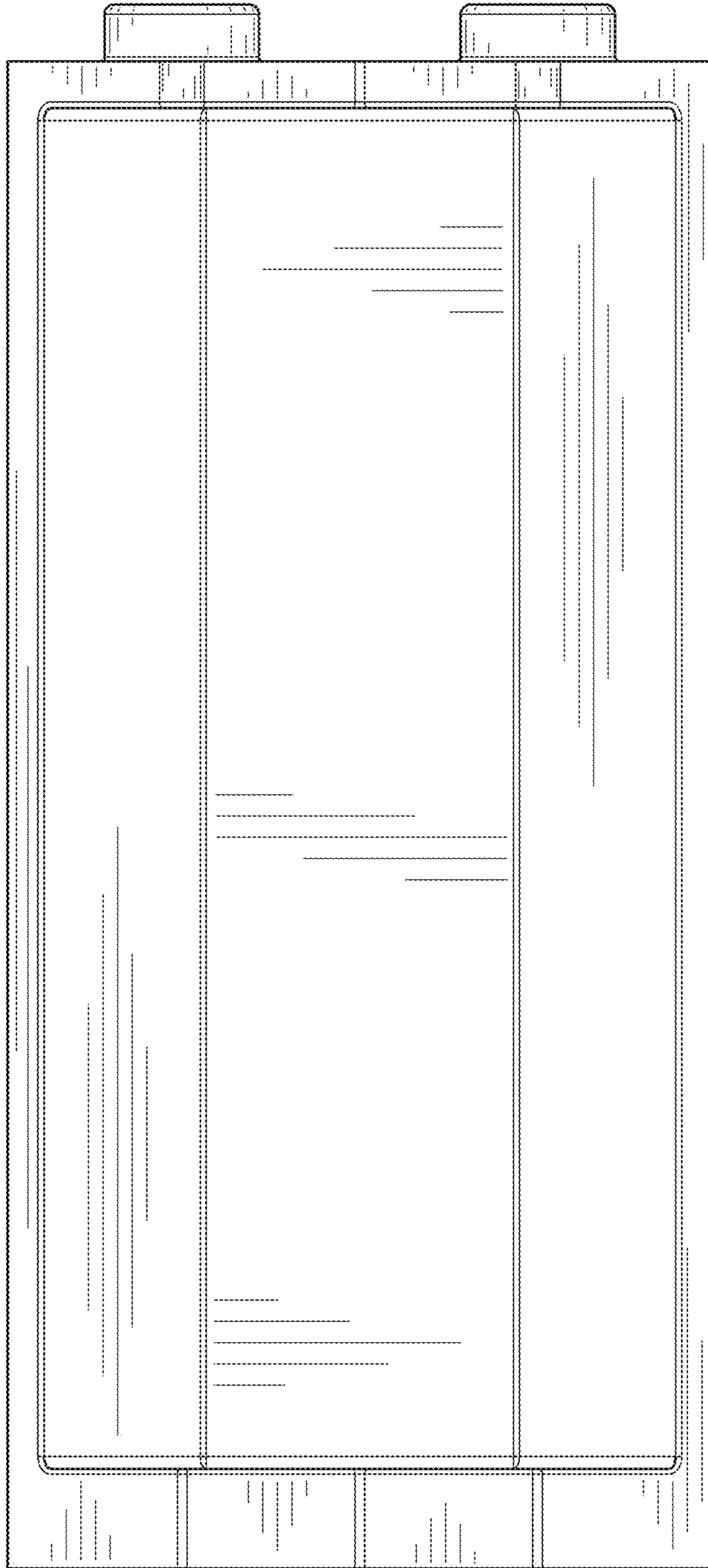


FIG. 3

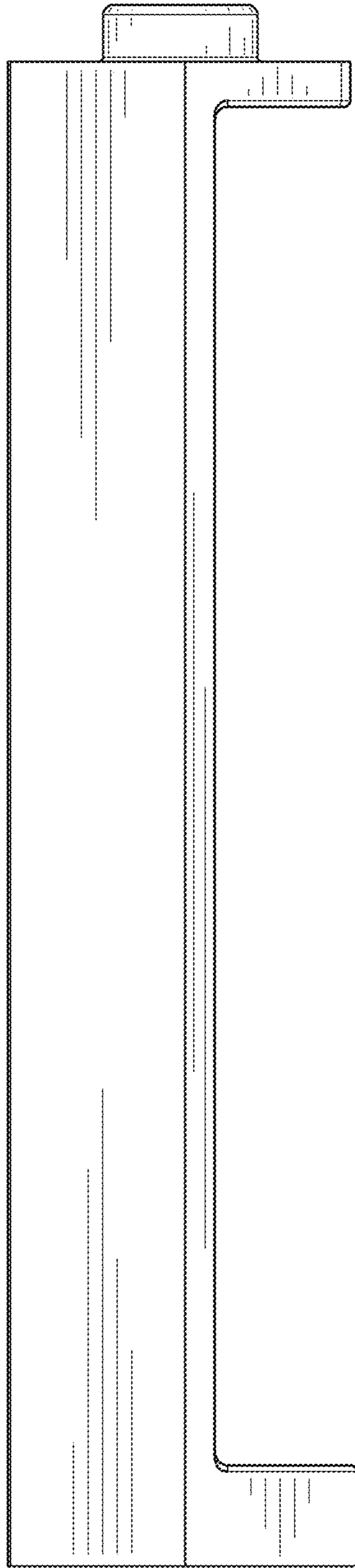


FIG. 4

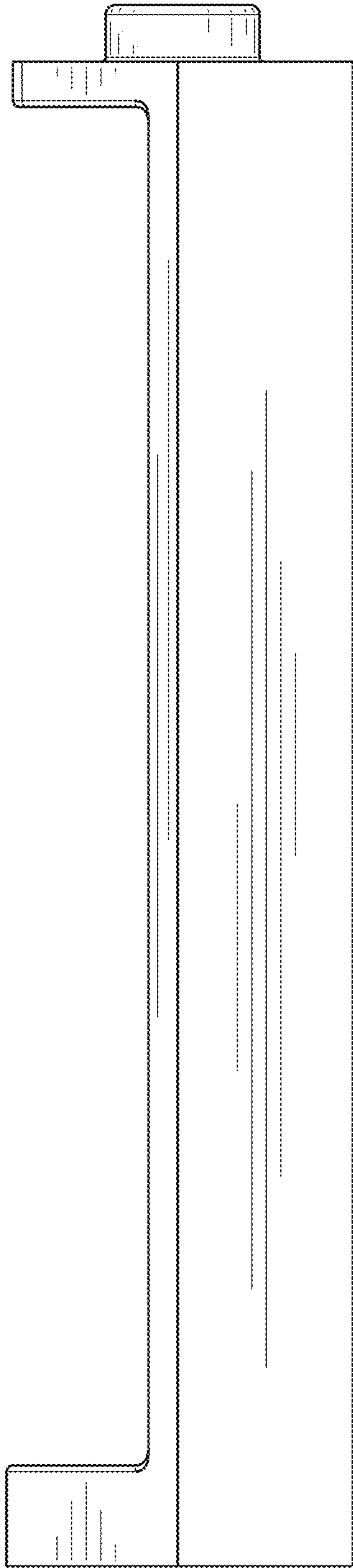


FIG. 5

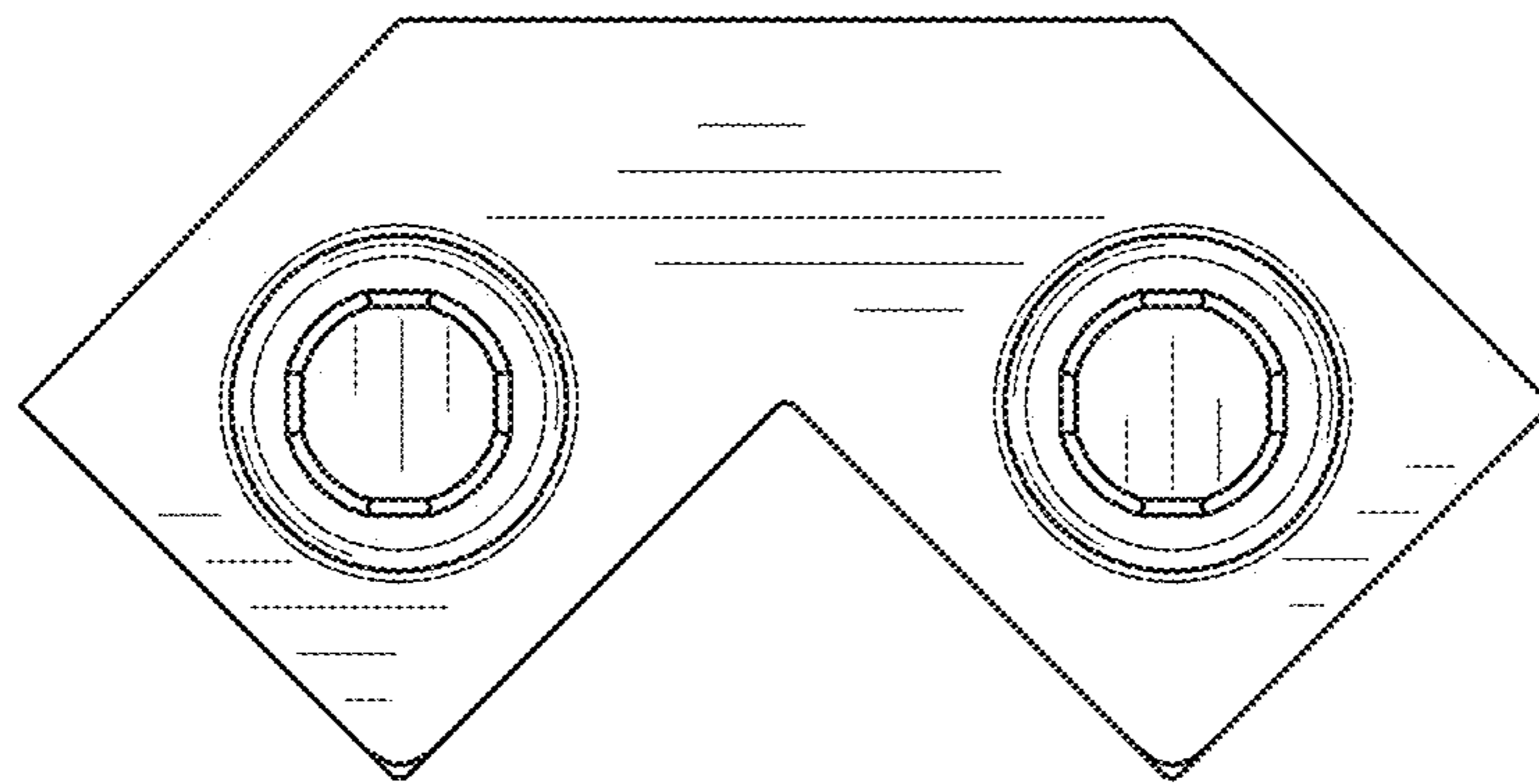


FIG. 6

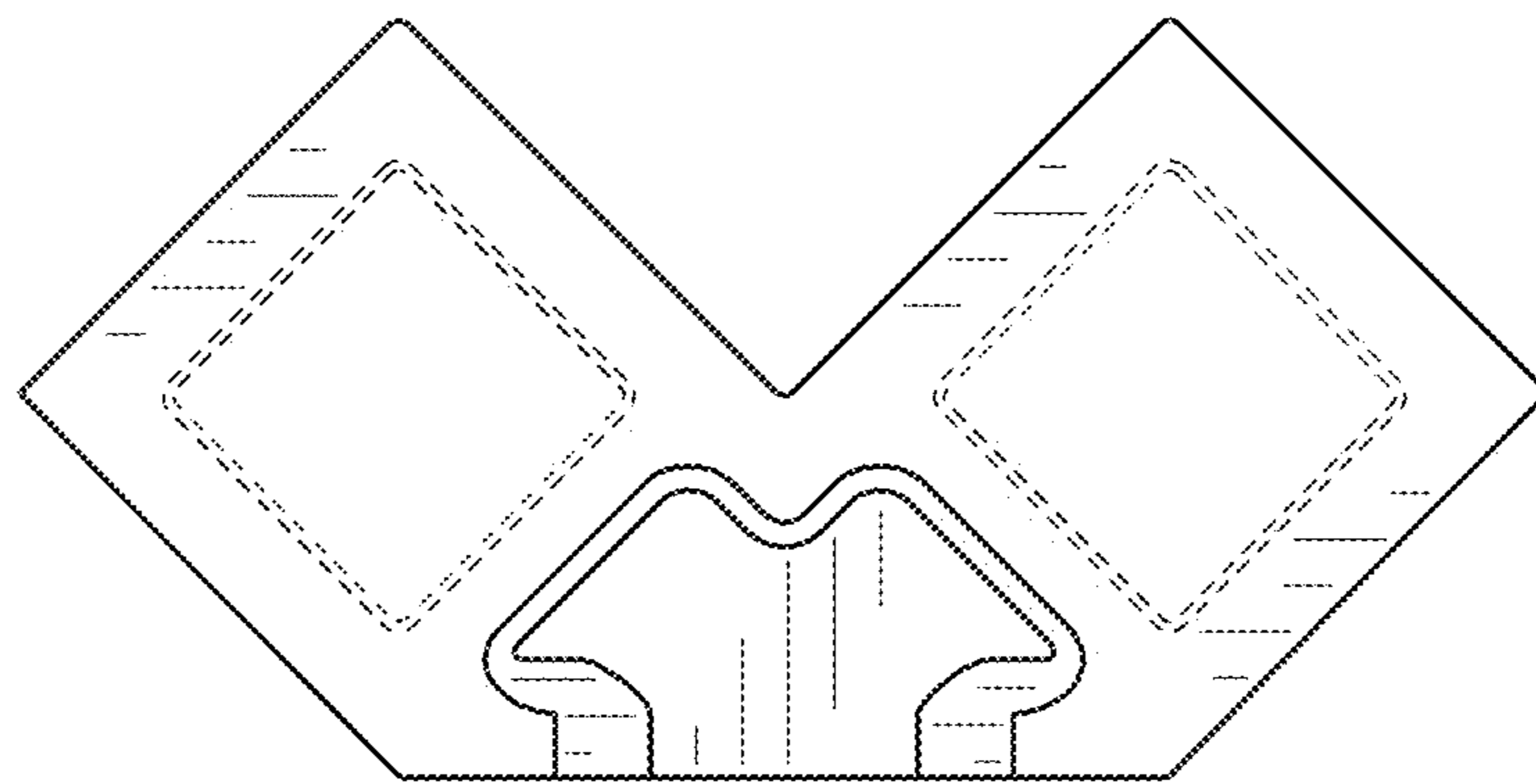


FIG. 7