



US00D981491S

(12) **United States Design Patent** (10) **Patent No.:** **US D981,491 S**
Lee et al. (45) **Date of Patent:** **** Mar. 21, 2023**

(54) **DIGITAL SIGNAGE**

(71) Applicant: **LG ELECTRONICS INC.**, Seoul (KR)

(72) Inventors: **Jiyeon Lee**, Seoul (KR); **Yongho Lee**, Seoul (KR); **Areum Kwon**, Seoul (KR); **Chanwoo Park**, Seoul (KR)

(73) Assignee: **LG ELECTRONICS INC.**, Seoul (KR)

(**) Term: **15 Years**

(21) Appl. No.: **29/794,988**

(22) Filed: **Jun. 16, 2021**

(30) **Foreign Application Priority Data**

Dec. 24, 2020 (KR) 30-2020-0064970

(51) **LOC (14) Cl.** **20-03**

(52) **U.S. Cl.**
USPC **D20/42**; D20/10; D14/126; D14/127

(58) **Field of Classification Search**
USPC D20/10, 12, 13, 16, 17, 18, 19, 20, 35, D20/40, 41, 42, 43, 99; D14/125, 126, D14/127, 129, 451; D6/682.2, 682.4, D6/682.6; D19/112

CPC H04N 5/655; H04N 5/66; H04N 11/00; H04N 7/00; G06F 3/1407; G06F 3/14; G06F 3/1423; G06F 3/147; G09F 2013/1804; G09F 2013/184; G09F 2013/1872; G09F 13/04; G09F 13/02; G09F 13/00; G09F 13/20; G09F 13/34; G09F 15/00; G09F 7/00; G09F 3/00; G09F 3/10; G09F 3/04; G08B 13/2428; G08B 13/2442

See application file for complete search history.

(56) **References Cited**

U.S. PATENT DOCUMENTS

D600,233	S	*	9/2009	Birsel	D14/203.3
D715,754	S	*	10/2014	Jang	D14/126
D836,725	S	*	12/2018	Yousef	D20/39
D841,608	S	*	2/2019	Kim	D14/126
10,290,240	B2	*	5/2019	Kang	G06F 1/1652
D850,394	S	*	6/2019	Kim	D14/126
D856,292	S	*	8/2019	Lim	D14/126
10,390,445	B2	*	8/2019	Lee	H01L 25/10
D890,110	S	*	7/2020	Kim	D14/126
D918,163	S	*	5/2021	Kim	B64D 11/00154
						D14/126
D920,432	S	*	5/2021	Lee	D20/42
D920,434	S	*	5/2021	Hwang	D20/42
D926,147	S	*	7/2021	Lim	D14/126
D926,256	S	*	7/2021	Hwang	D14/126
D931,262	S	*	9/2021	Lee	D14/127
D938,519	S	*	12/2021	Hong	D19/113

(Continued)

Primary Examiner — Catherine Ho

(74) *Attorney, Agent, or Firm* — Birch, Stewart, Kolasch & Birch, LLP

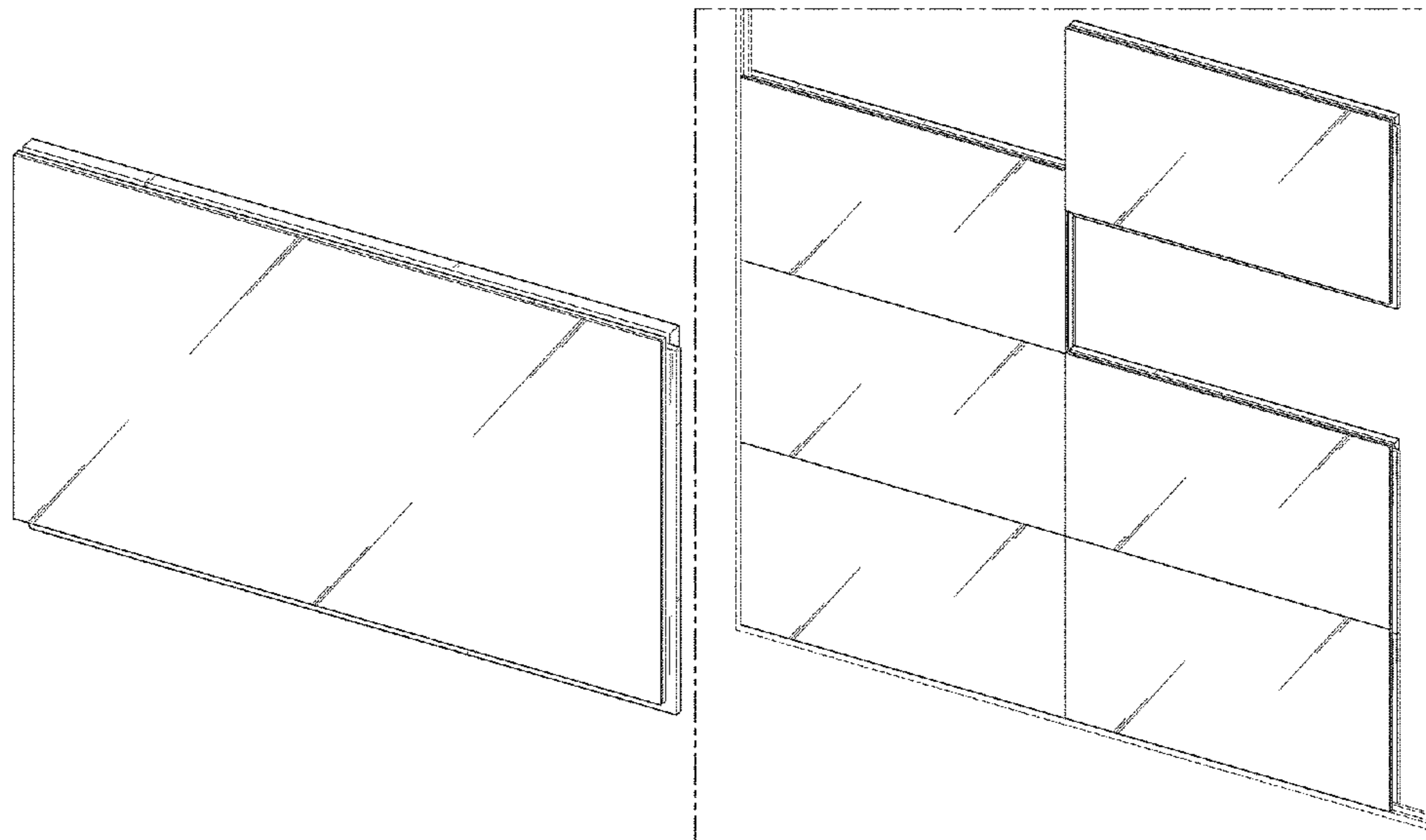
(57) **CLAIM**

We claim the ornamental design for a digital signage, as shown and described.

DESCRIPTION

FIG. 1 is a perspective view of the first embodiment of a digital signage, showing our new design;
FIG. 2 is a front view thereof;
FIG. 3 is a rear view thereof;
FIG. 4 is a left-side elevation view thereof;
FIG. 5 is a right-side elevation view thereof;
FIG. 6 is a top plan view thereof;
FIG. 7 is a bottom plan view thereof; and,
FIG. 8 is a perspective view of the second embodiment of a digital signage shown in an environment of use.
All broken lines show environment that forms no part of the claimed design.

1 Claim, 8 Drawing Sheets



(56)

References Cited

U.S. PATENT DOCUMENTS

D942,542 S * 2/2022 Hyun G06F 3/044
D19/114
D947,147 S * 3/2022 Hwang A63F 9/06
D14/127
D947,148 S * 3/2022 Lee A63F 9/06
D14/127
D954,010 S * 6/2022 Lee D14/126
D954,147 S * 6/2022 Lu D20/10
D955,349 S * 6/2022 Kim D14/126
11,398,615 B2 * 7/2022 Kim H01L 51/00
D959,425 S * 8/2022 He D14/315
2009/0225506 A1 * 9/2009 Lee G09F 9/33
29/469
2020/0104090 A1 * 4/2020 Kim G06F 3/1446

* cited by examiner

FIG. 1

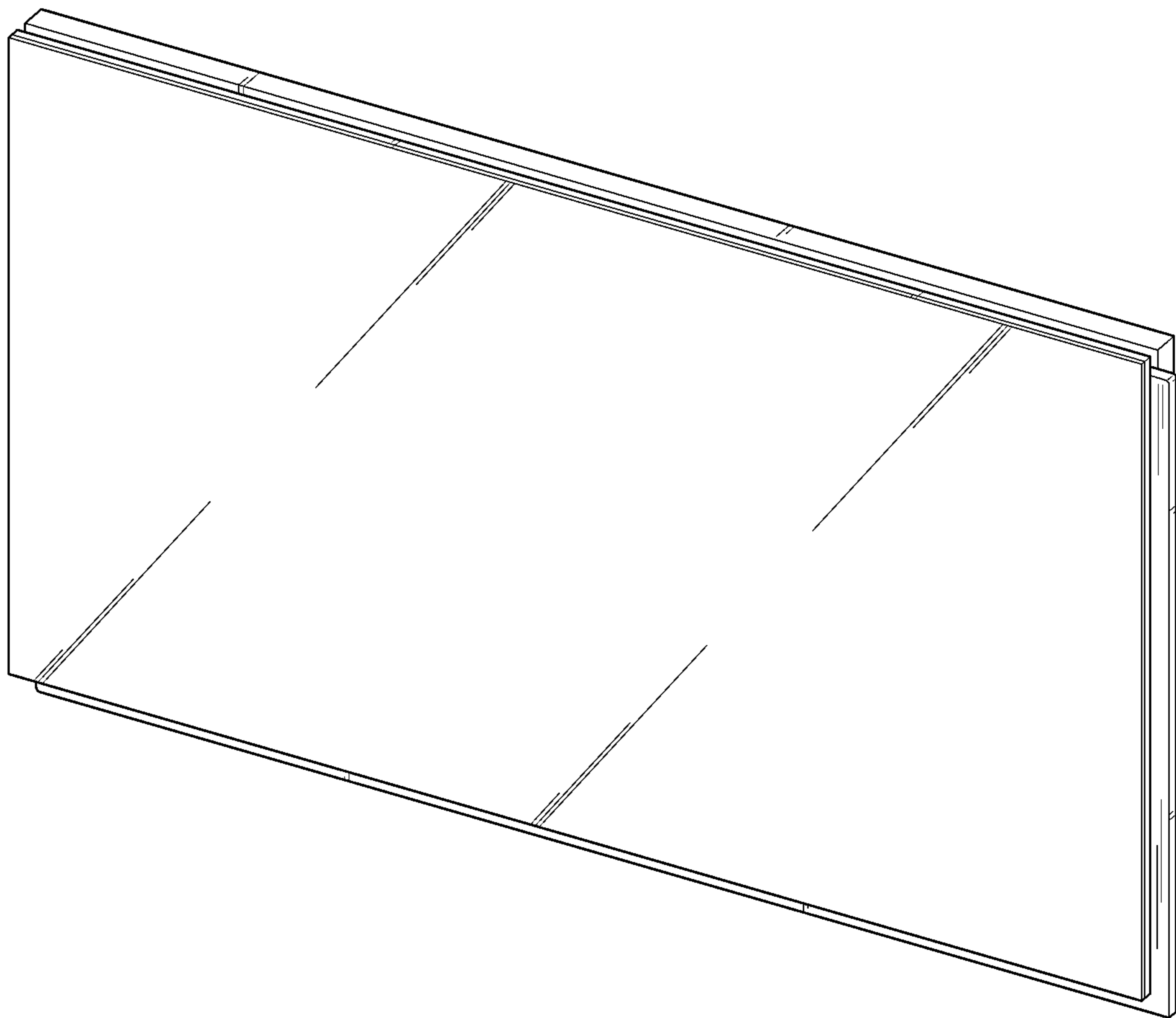


FIG. 2

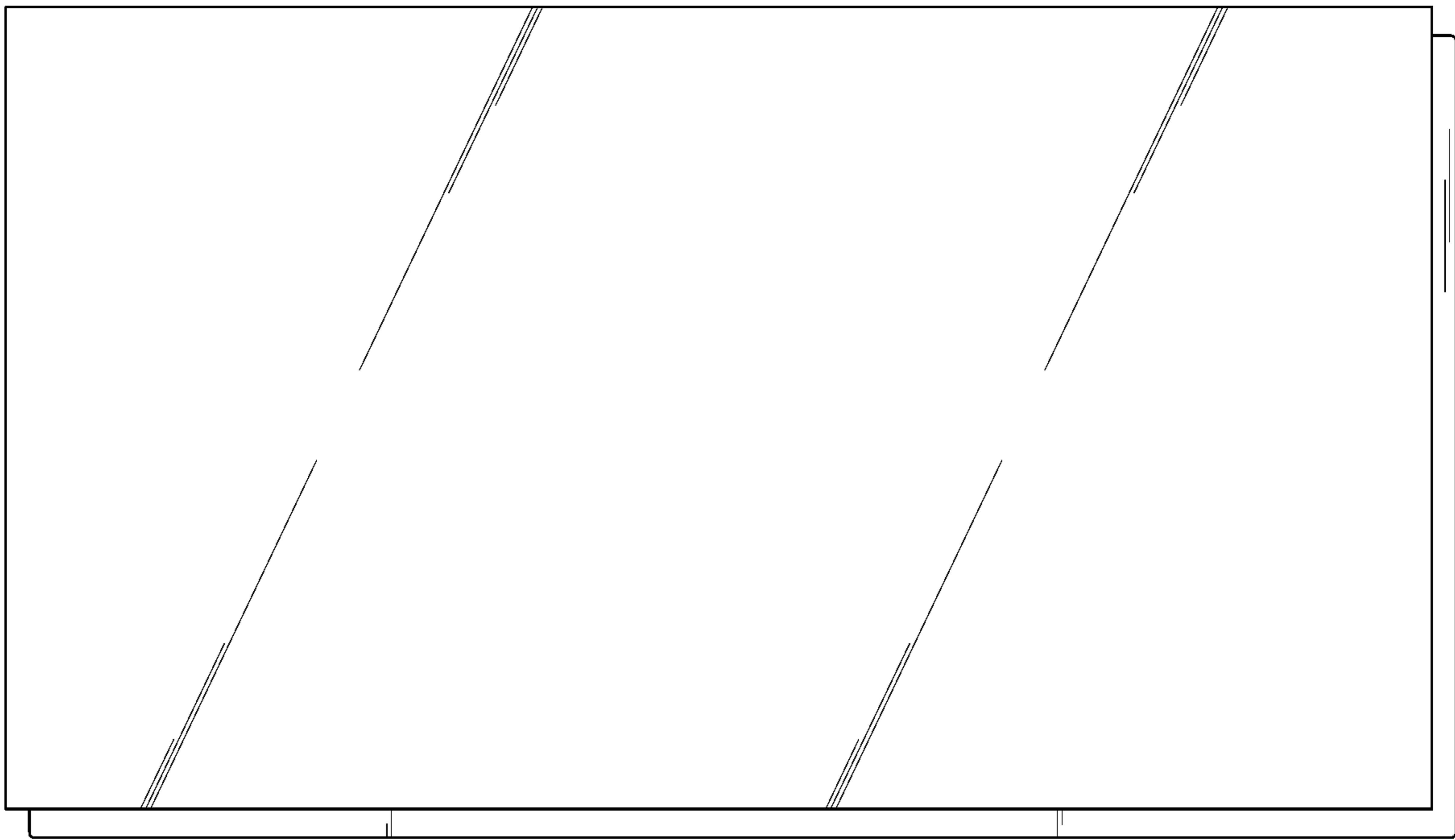


FIG. 3

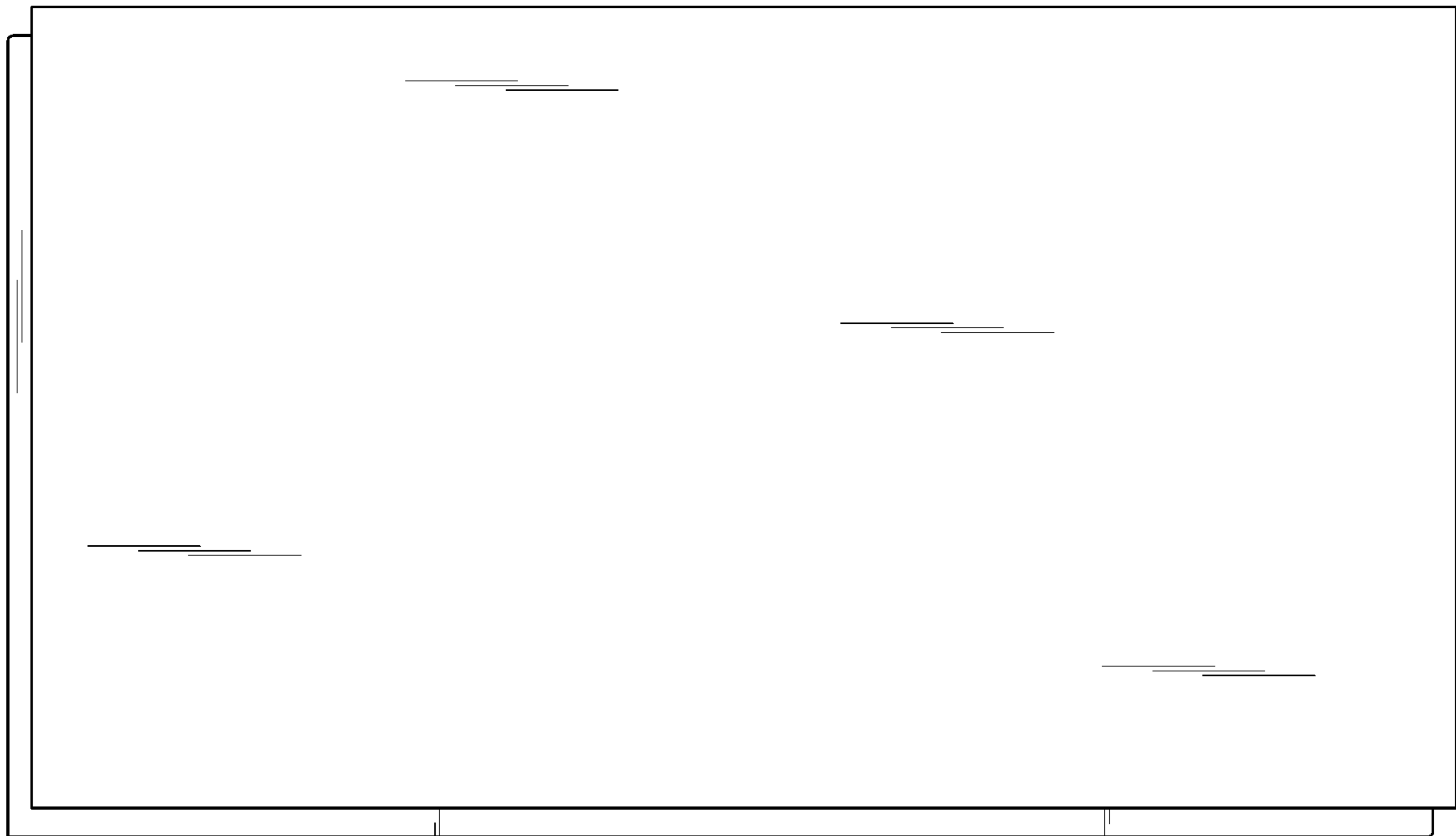


FIG. 4

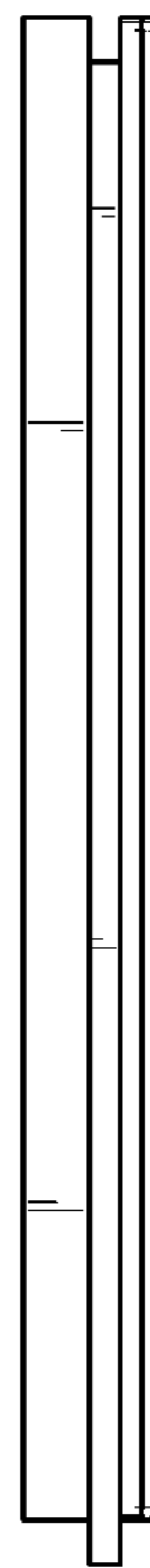


FIG. 5

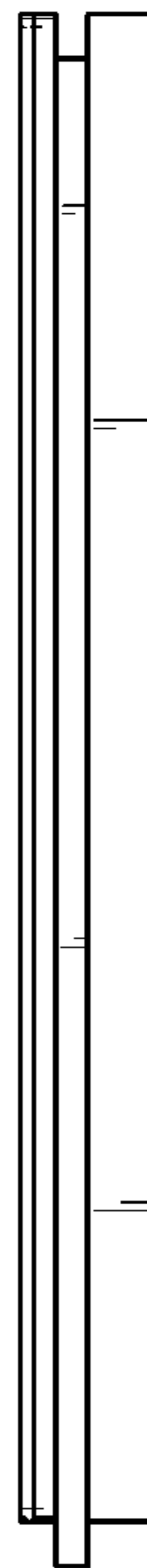


FIG. 6




FIG. 7



FIG. 8

