



US00D981446S

(12) **United States Design Patent** (10) **Patent No.:** **US D981,446 S**  
**Thomson et al.** (45) **Date of Patent:** **\*\* Mar. 21, 2023**

(54) **DISPLAY SCREEN OR PORTION THEREOF WITH ANIMATED GRAPHICAL USER INTERFACE**

(71) Applicant: **Kast Media, LLC**, Los Angeles, CA (US)  
(72) Inventors: **Colin Thomson**, Los Angeles, CA (US); **Great Orluchukwu Ndid**, Lagos (NG)

(73) Assignee: **Kast Media, LLC**, Los Angeles, CA (US)

(\*\*) Term: **15 Years**

(21) Appl. No.: **29/782,372**

(22) Filed: **May 6, 2021**

(51) **LOC (14) Cl.** ..... **14-04**

(52) **U.S. Cl.**  
USPC ..... **D14/487**

(58) **Field of Classification Search**  
USPC ..... D14/485-495  
CPC ..... G06F 3/16; G06F 3/165; H04M 1/72558; G10H 1/0008; G11B 27/022; G11B 27/031; G11B 27/06  
See application file for complete search history.

(56) **References Cited**

U.S. PATENT DOCUMENTS

D667,834 S *	9/2012	Coffman	.....	D14/486
D753,674 S *	4/2016	Heeter	.....	D14/485
D755,194 S *	5/2016	Lee	.....	D14/485
D760,248 S *	6/2016	Suarez	.....	D14/485
D791,165 S *	7/2017	Modestine	.....	D14/487
D791,166 S *	7/2017	Sandhu	.....	D14/487
D791,819 S *	7/2017	Sagawa	.....	D14/488
D798,325 S *	9/2017	Ochocinski	.....	D14/486
D825,596 S *	8/2018	Cannata	.....	D14/486
D847,169 S *	4/2019	Sombreiro	.....	D14/486
D894,937 S *	9/2020	Wang	.....	D14/486

D923,028 S *	6/2021	Perron	.....	D14/487
D927,523 S *	8/2021	Mukaty	.....	D14/486
D927,524 S *	8/2021	Mukaty	.....	D14/486
D937,870 S *	12/2021	Pinto	.....	H04L 63/20 D14/486
D948,537 S *	4/2022	Snyder	.....	D14/485
D949,173 S *	4/2022	Snyder	.....	D14/485
D949,896 S *	4/2022	Kharat	.....	D14/486
D963,680 S *	9/2022	Clymer	.....	D14/485
2002/0093539 A1 *	7/2002	Os	.....	G06F 3/0482 715/810
2009/0019348 A1 *	1/2009	King	.....	G06F 16/904 715/833
2016/0283090 A1 *	9/2016	Seo	.....	G06F 3/0482

\* cited by examiner

*Primary Examiner* — Bao-Yen T Nguyen

(74) *Attorney, Agent, or Firm* — Banner & Witcoff, Ltd.

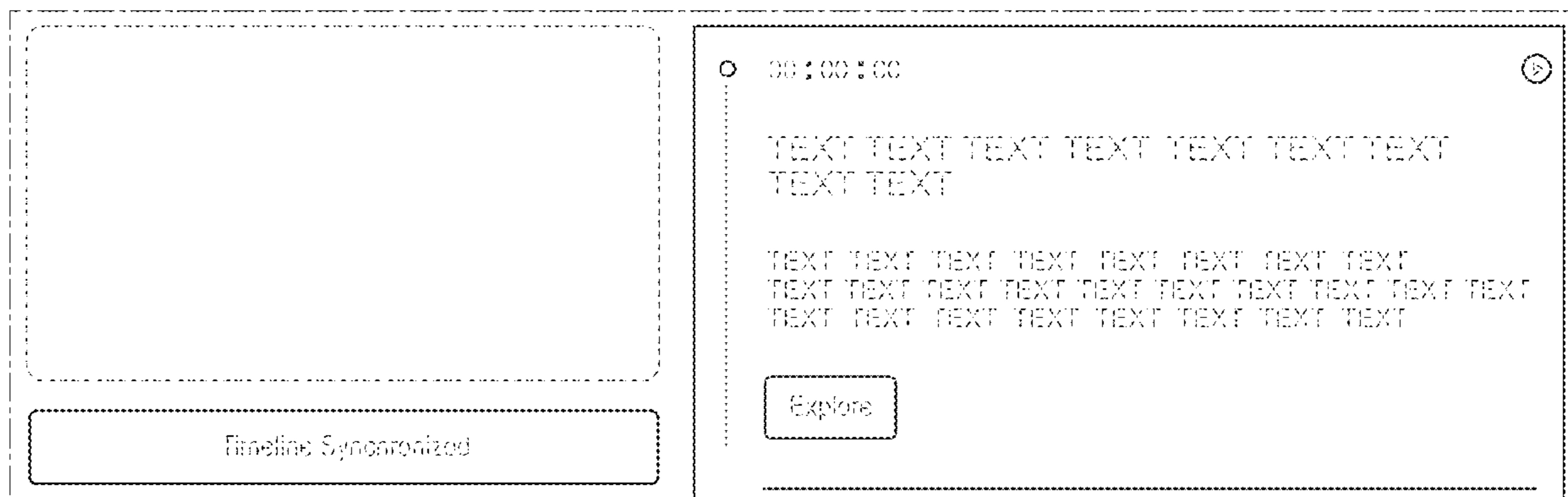
(57) **CLAIM**

The ornamental design for a display screen or portion thereof with animated graphical user interface, as shown and described.

**DESCRIPTION**

FIG. 1 is a first image in a sequence for a display screen or portion thereof with animated graphical user interface showing our new design;  
FIG. 2 is a second image thereof;  
FIG. 3 is a third image thereof;  
FIG. 4 is a fourth image thereof; and,  
FIG. 5 is a fifth image thereof.  
The appearance of the graphical user interface transitions between the images shown in FIGS. 1-5. The process or period in which one image transitions to another forms no part of the claimed design. The even-length broken lines depicting the text, symbols, and remainder of the graphical user interface forms no part of the claimed design. The uneven-length broken lines depicting the display screen form no part of the claimed design.

**1 Claim, 5 Drawing Sheets**



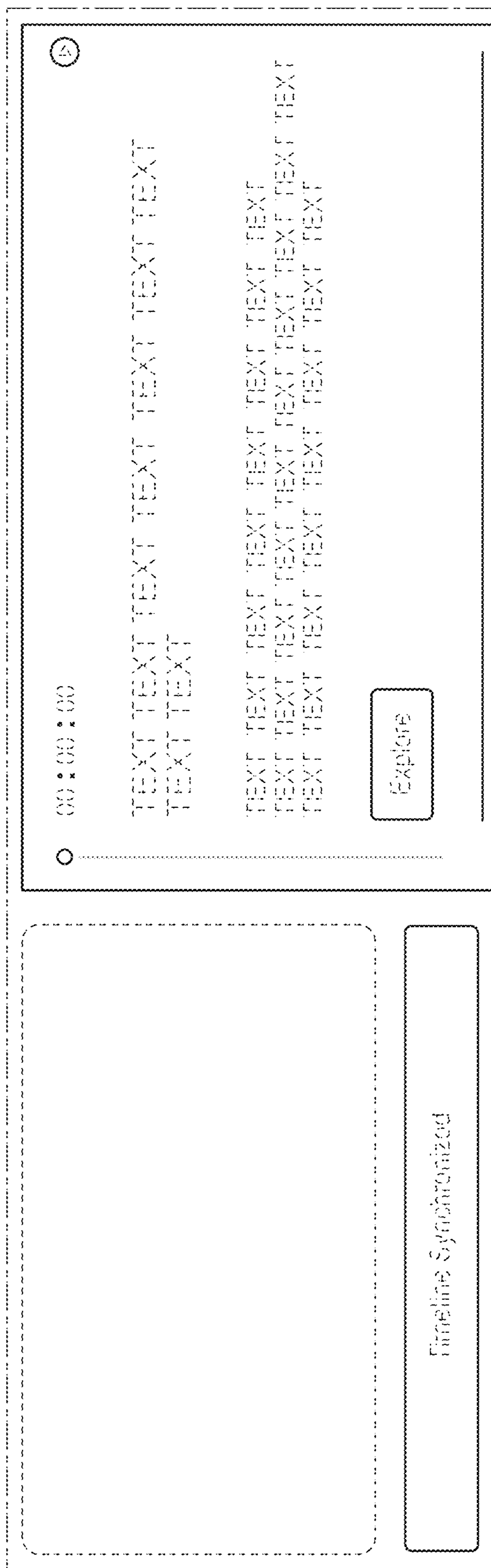


FIG. 1

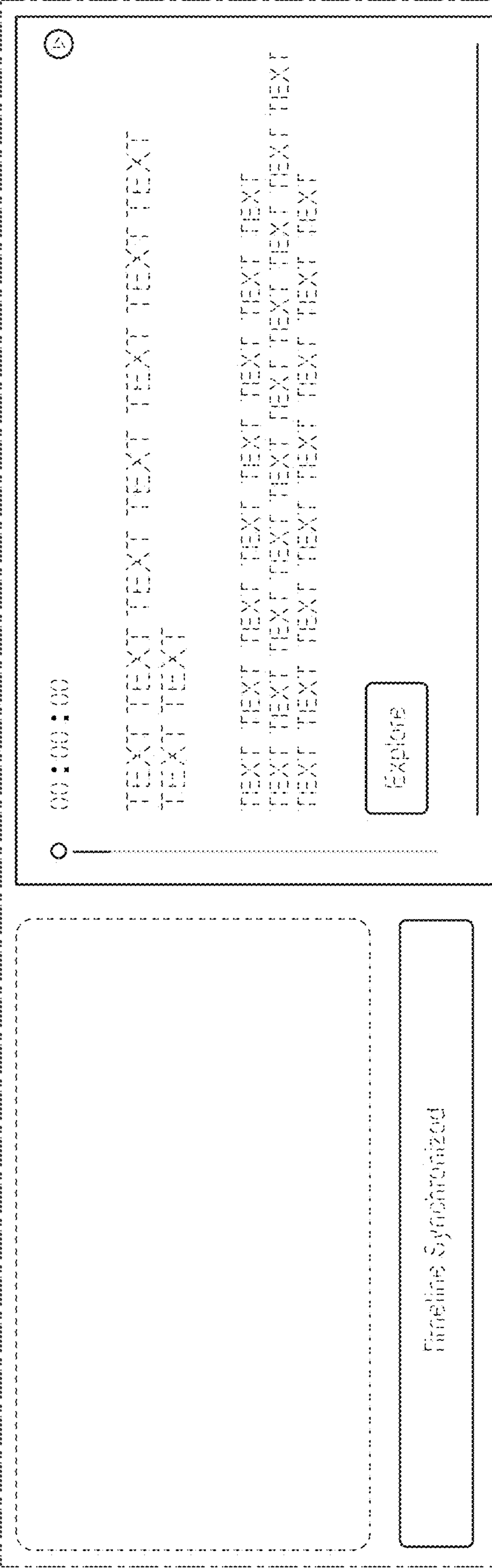


FIG. 2

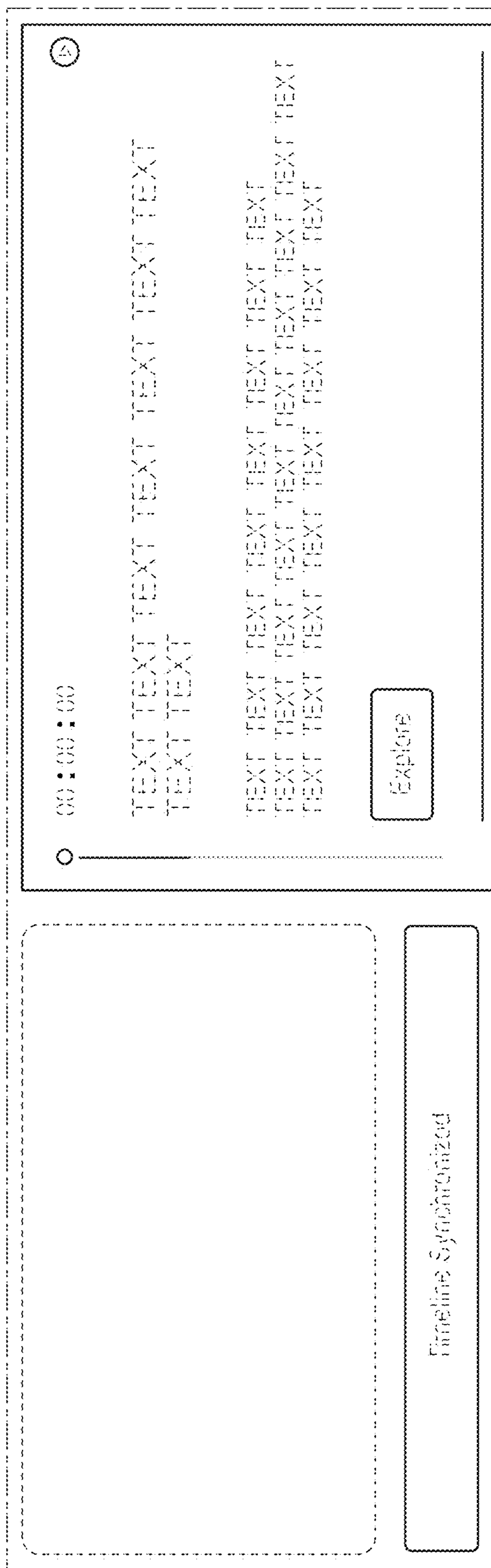


FIG. 3

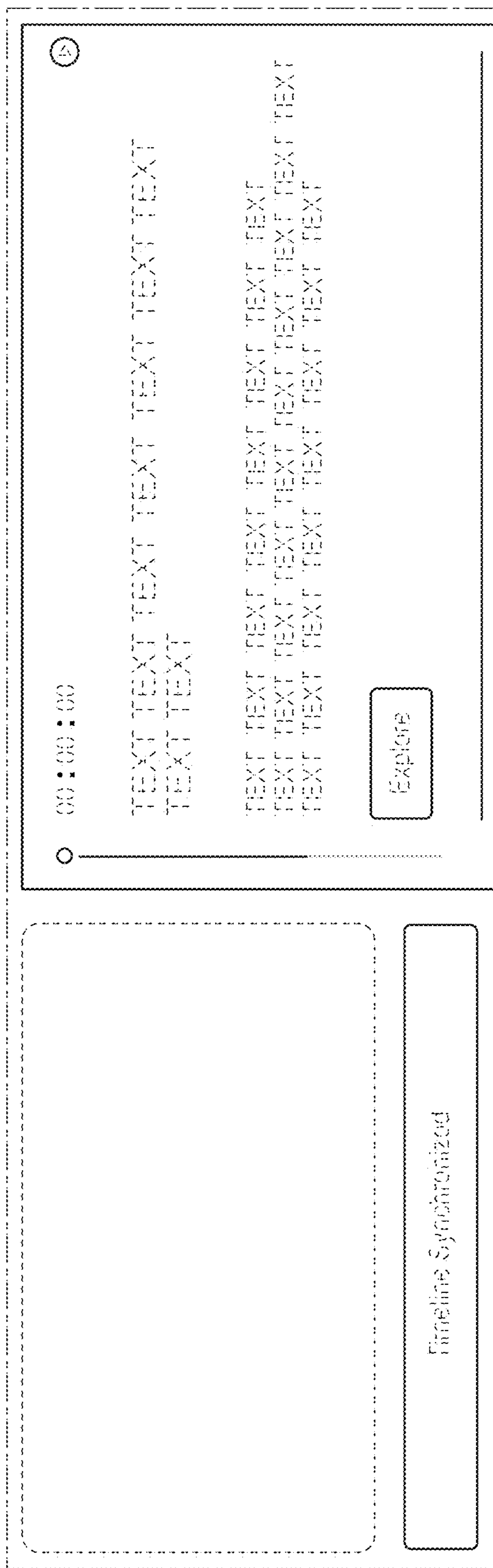


FIG. 4

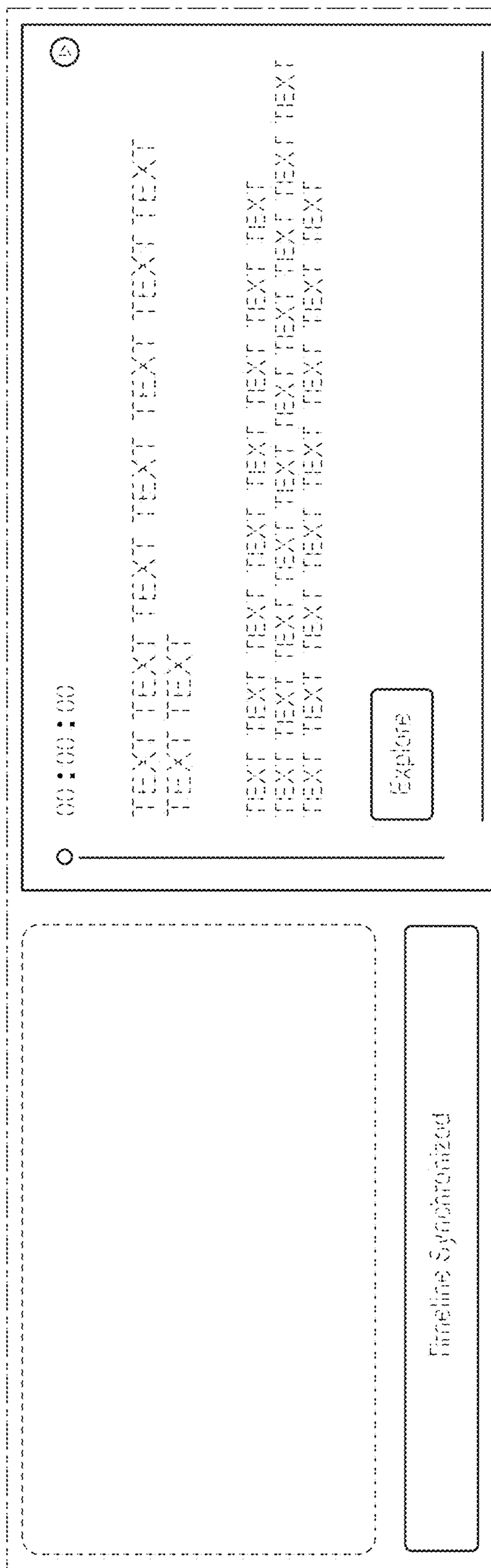


FIG. 5