



US00D981367S

(12) **United States Design Patent**  
**Renwick**

(10) **Patent No.:** **US D981,367 S**  
(45) **Date of Patent:** **\*\* Mar. 21, 2023**

(54) **MICROPHONE FOR A HEADSET**  
(71) Applicant: **Logitech Europe S.A.**, Lausanne (CH)  
(72) Inventor: **James Edward Renwick**, Portland, OR (US)  
(\*\*) Term: **15 Years**  
(21) Appl. No.: **29/781,800**

6,625,293 B1 \* 9/2003 Nageno ..... H04R 1/08  
181/20  
7,106,873 B1 \* 9/2006 Harrison ..... H04R 25/48  
381/381  
D533,166 S \* 12/2006 Marquez ..... D14/225  
D539,788 S \* 4/2007 Thompson ..... D14/225  
D539,789 S \* 4/2007 Rausch ..... D14/225  
7,292,704 B2 \* 11/2007 Lederer ..... G01R 33/283  
600/410  
D602,908 S \* 10/2009 Ham ..... D14/206  
D641,727 S \* 7/2011 Krauss ..... D14/206  
(Continued)

(22) Filed: **Apr. 30, 2021**  
(51) **LOC (14) Cl.** ..... **14-01**  
(52) **U.S. Cl.**  
USPC ..... **D14/206**  
(58) **Field of Classification Search**  
USPC ..... D14/206, 226, 225; 381/380–381  
CPC ..... H04R 25/00; H04R 25/02; H04R 19/04;  
H04R 1/04; H04R 1/08; H04R 11/04;  
H04R 1/1016; H04R 1/1066; H04R  
5/033; H04R 5/0335; H04R 1/1091  
See application file for complete search history.

FOREIGN PATENT DOCUMENTS

CA 141551 \* 2/2012  
*Primary Examiner* — Paula Allen Greene  
(74) *Attorney, Agent, or Firm* — Kilpatrick Townsend & Stockton LLP

(57) **CLAIM**

The ornamental design for a microphone for a headset, as shown and described.

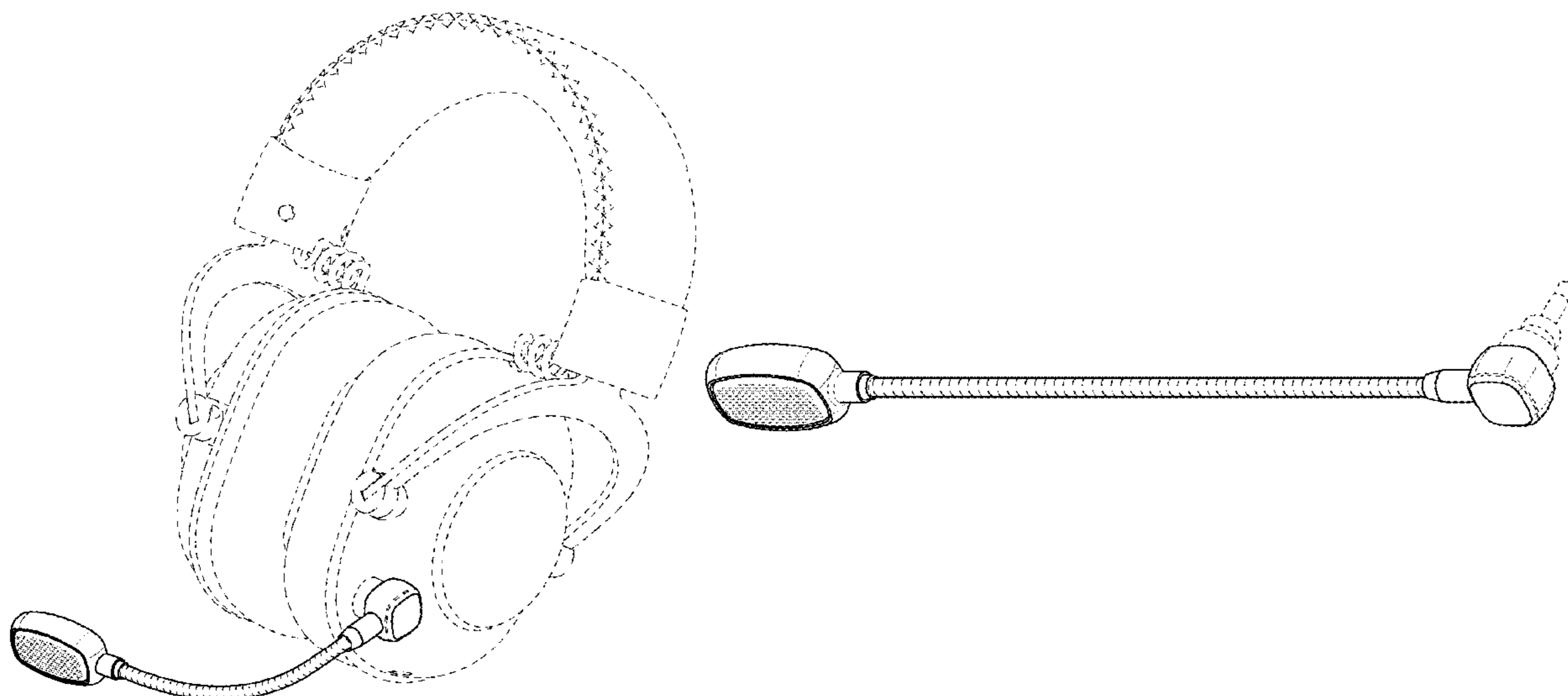
**DESCRIPTION**

FIG. 1 is a front perspective view of a microphone for a headset showing our new design in a curved configuration; FIG. 2 is a front perspective view thereof; FIG. 3 is a rear perspective view thereof; FIG. 4 is a front plan view thereof; FIG. 5 is a rear plan view thereof; FIG. 6 is a top elevation thereof seen axially from the plug end; FIG. 7 is a bottom elevation view thereof seen axially from the microphone end; FIG. 8 is a left-side elevation view thereof; and, FIG. 9 is a right-side elevation view thereof. The broken lines depict portions of the microphone for a headset in which the design is embodied that form no part of the claimed design.

**1 Claim, 4 Drawing Sheets**

(56) **References Cited**  
U.S. PATENT DOCUMENTS

1,569,398 A \* 1/1926 Scher ..... H04M 1/2155  
381/381  
2,485,405 A \* 10/1949 Olney ..... H04R 1/342  
D14/206  
D231,613 S \* 5/1974 Sarber ..... D14/206  
D299,337 S \* 1/1989 Wiegel ..... D14/206  
4,926,961 A \* 5/1990 Gattey ..... H04R 1/08  
181/22  
D337,116 S \* 7/1993 Hattori ..... D14/206  
5,446,788 A \* 8/1995 Lucey ..... H04R 1/105  
D14/206  
D371,133 S \* 6/1996 Andrea ..... D14/206  
D371,784 S \* 7/1996 Gertz ..... D14/159  
6,295,366 B1 \* 9/2001 Haller ..... H04R 5/0335  
379/430  
6,560,346 B2 \* 5/2003 Ohta ..... H04R 1/083  
381/370



(56)

**References Cited**

U.S. PATENT DOCUMENTS

D648,330 S \* 11/2011 Fischer ..... D14/226  
D703,183 S \* 4/2014 Moriya ..... H04R 1/1008  
D14/206  
D713,375 S \* 9/2014 Dedinas ..... D14/206  
9,036,849 B2 \* 5/2015 Thompson ..... H04R 1/083  
381/370  
D734,745 S \* 7/2015 Tatkon-Coker ..... D14/225  
D740,256 S \* 10/2015 Carr ..... D14/206  
D763,228 S \* 8/2016 Carr ..... D14/206  
D778,874 S \* 2/2017 Lin ..... D14/205  
D806,675 S \* 1/2018 Fuglsang ..... D14/206  
D840,977 S \* 2/2019 Pu ..... D14/206  
D874,431 S \* 2/2020 Williamson ..... D14/206  
D899,403 S \* 10/2020 Zhu ..... D14/206  
D905,659 S \* 12/2020 Dubreucq ..... D14/206  
D923,602 S \* 6/2021 Kelley ..... D14/206  
D952,601 S \* 5/2022 Chen ..... D14/206  
2017/0245043 A1 \* 8/2017 Abbott ..... H04R 1/1008

\* cited by examiner

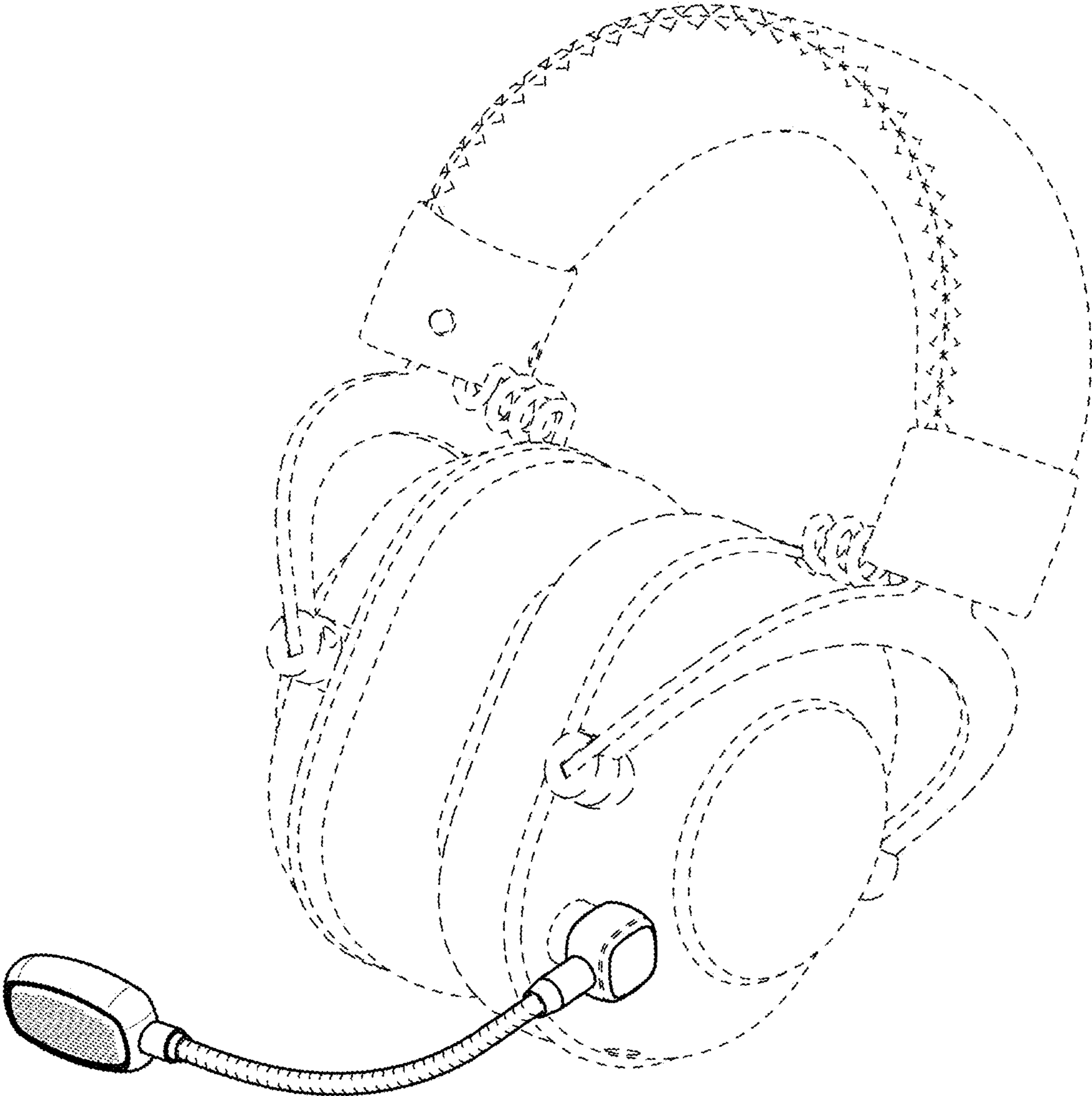


FIG. 1

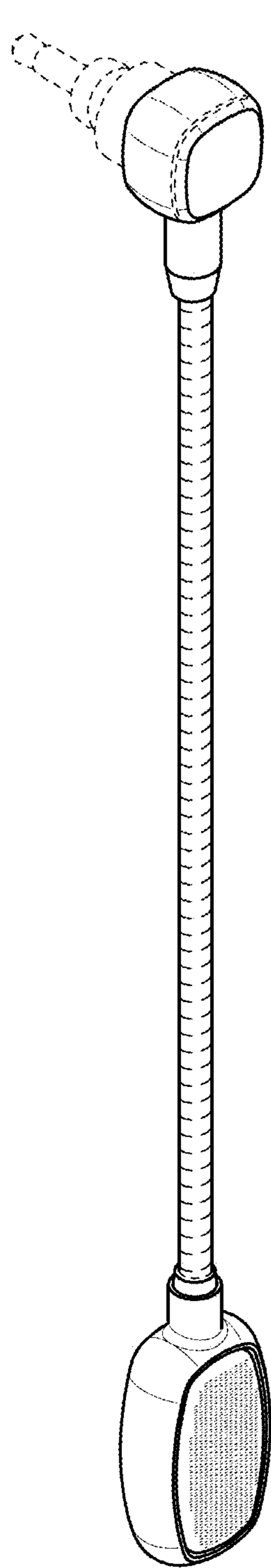


FIG. 2

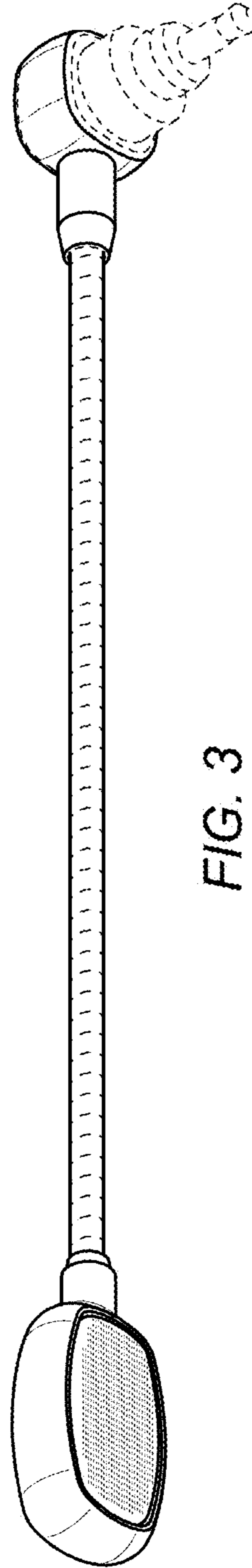


FIG. 3

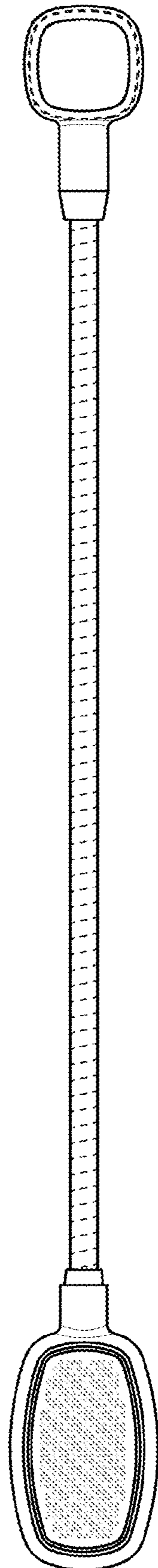


FIG. 4

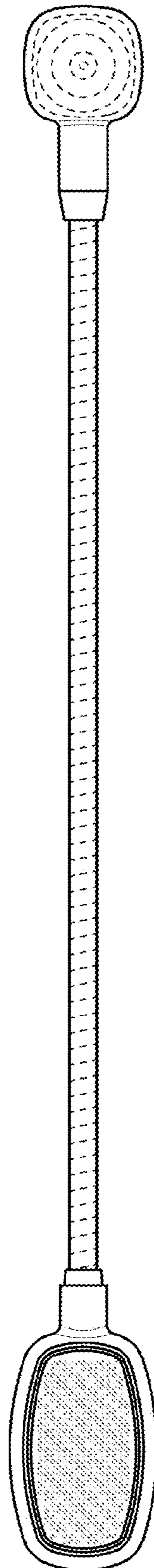


FIG. 5

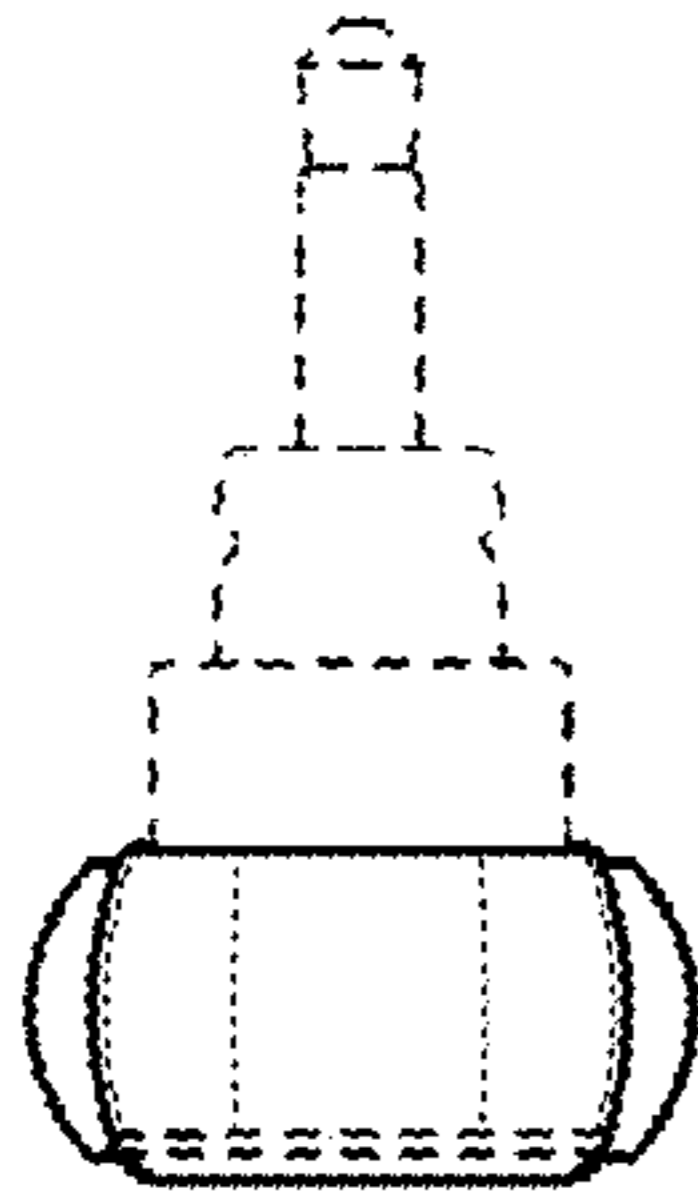


FIG. 6

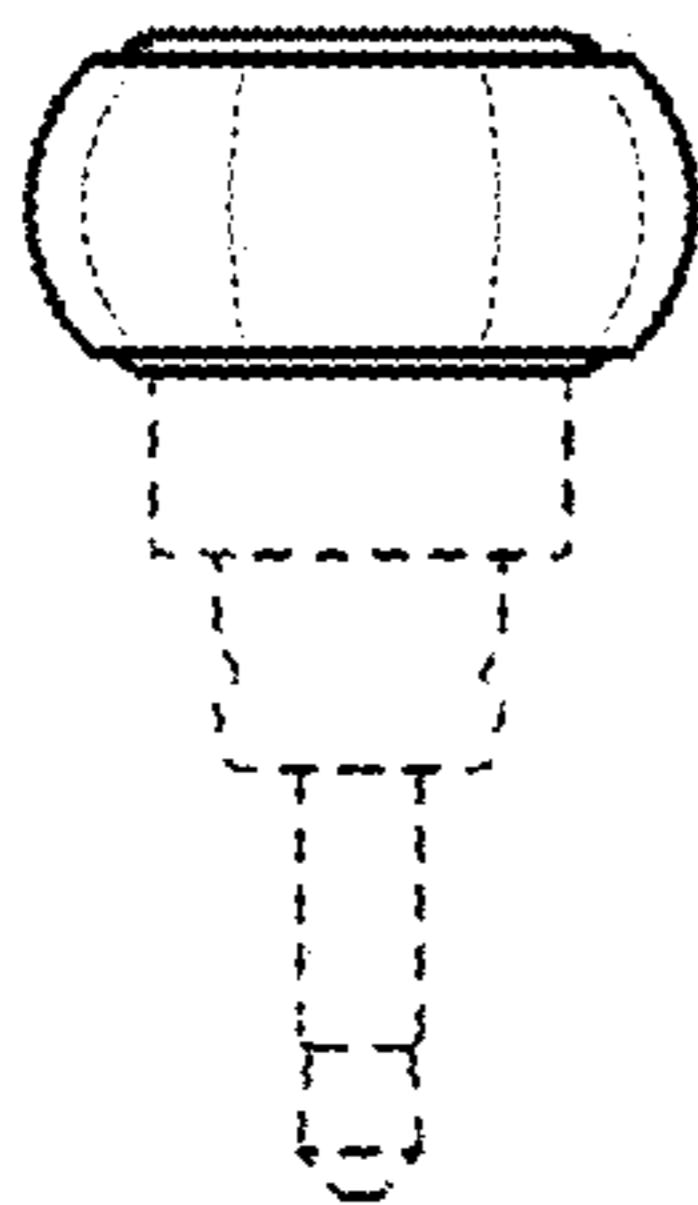


FIG. 7

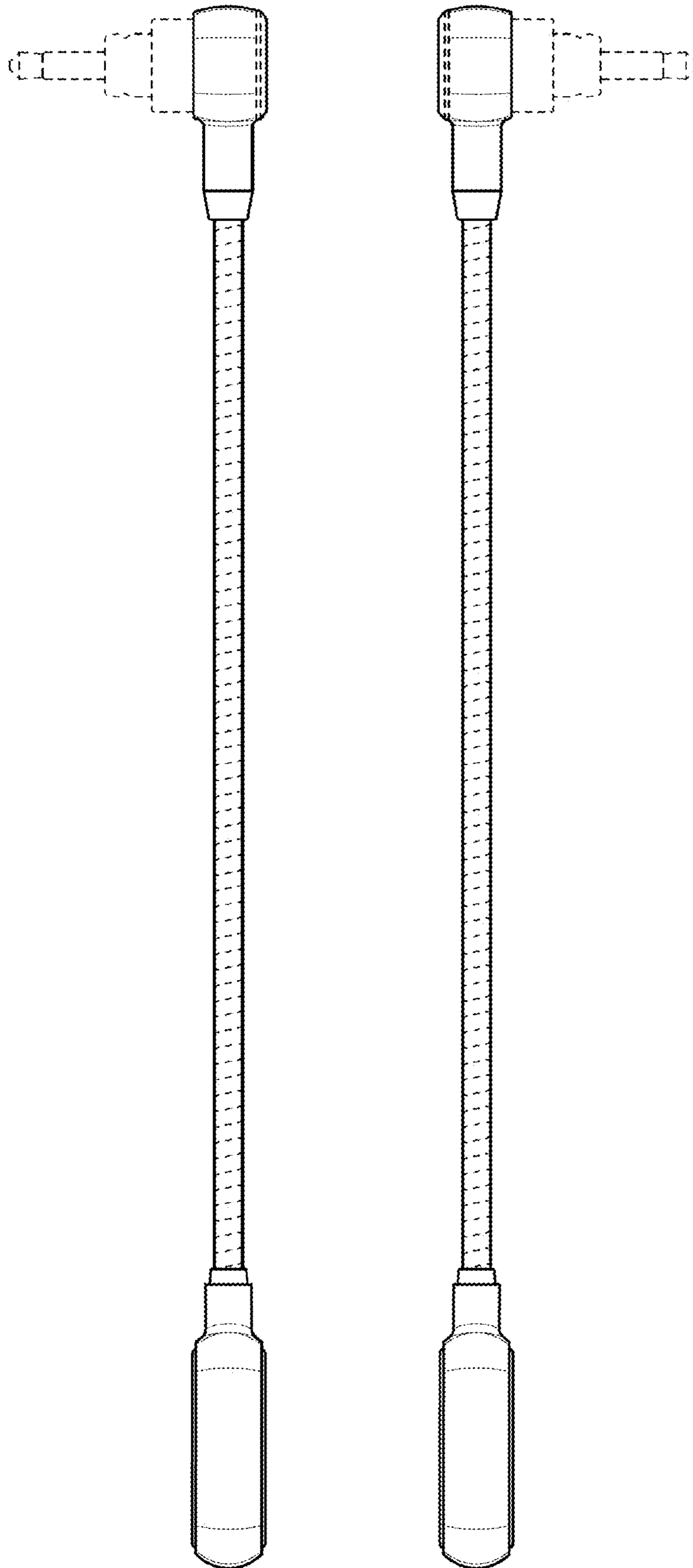


FIG. 8

FIG. 9