



US00D981325S

(12) **United States Design Patent** (10) **Patent No.:** **US D981,325 S**  
**Liao** (45) **Date of Patent:** **\*\* Mar. 21, 2023**

(54) **CAR SEAT HOOK**

FOREIGN PATENT DOCUMENTS

(71) Applicant: **Liming Liao**, Shenzhen (CN)

CN 303436231 \* 11/2015  
CN 305944679 \* 7/2020

(72) Inventor: **Liming Liao**, Shenzhen (CN)

(Continued)

(\*\*) Term: **15 Years**

OTHER PUBLICATIONS

(21) Appl. No.: **29/861,431**

Mtgocha Bling Car Purse Hooks Car Bag Hooks, Image upload date: Unknown, Image retrieved on: Nov. 18, 2021 (via Amazon), <[https://www.amazon.com/MTGOCHA-Rhinestone-Universal-Headrest-Accessories/dp/B0BK514HQY/ref=sr\\_1\\_9?keywords=car+bling+hook&qid=1670955076&sr=8-9](https://www.amazon.com/MTGOCHA-Rhinestone-Universal-Headrest-Accessories/dp/B0BK514HQY/ref=sr_1_9?keywords=car+bling+hook&qid=1670955076&sr=8-9)>.\*

(22) Filed: **Nov. 30, 2022**

(51) **LOC (14) Cl.** ..... **12-16**

(52) **U.S. Cl.**

USPC ..... **D12/416**; D8/367

(58) **Field of Classification Search**

USPC ..... D8/367, 370; D6/320, 323, 546, 566; D12/415, 416

CPC ..... A47G 25/0607; A47G 25/0614; A47G 25/0678; A47G 25/0692; A47G 25/06; A47K 10/04; A47K 10/12; A47K 3/281; F16B 45/008; F16B 45/012; F16B 45/00; F16M 13/02; B60R 7/043; B60R 7/10

See application file for complete search history.

*Primary Examiner* — Sheryl Lane

*Assistant Examiner* — Ieisha N Price

(74) *Attorney, Agent, or Firm* — Rumit Ranjit Kanakia

(57) **CLAIM**

The ornamental design for a car seat hook, as shown and described.

(56) **References Cited**

**DESCRIPTION**

U.S. PATENT DOCUMENTS

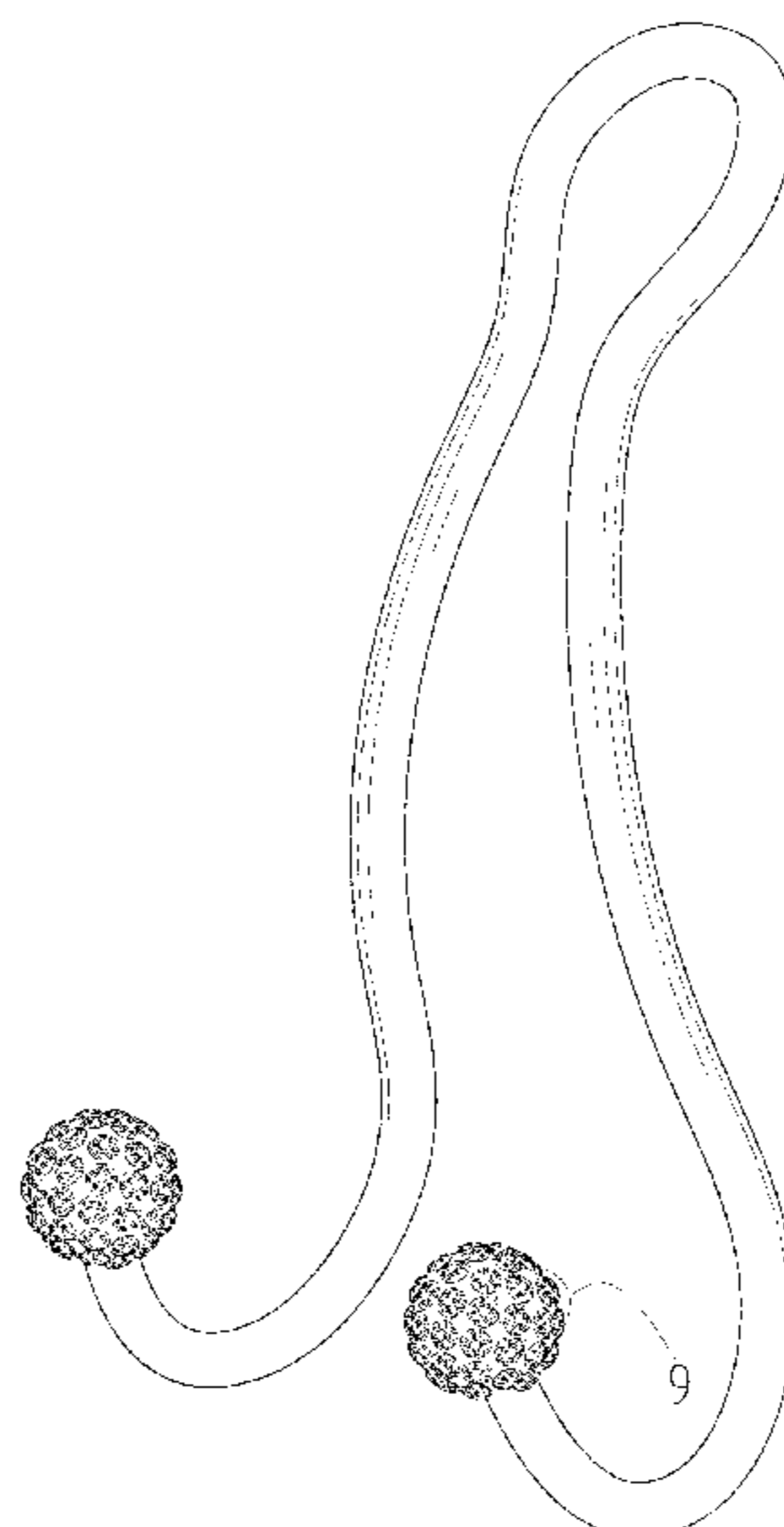
401,683	A *	4/1889	Buell	.....	A47G 25/0607 248/303
D295,607	S *	5/1988	Rademacher	.....	D8/367
4,979,712	A *	12/1990	Rios	.....	A47K 10/04 D8/395
D337,345	S *	7/1993	Gracie	.....	84/327
D387,569	S *	12/1997	Goodman	.....	D8/372
D396,371	S *	7/1998	Oliver	.....	D8/367
D413,464	S *	9/1999	Richter	.....	D12/416
D422,199	S *	4/2000	Snell	.....	D8/372
D423,337	S *	4/2000	Laga	.....	D8/372
D432,316	S *	10/2000	Duggan	.....	D8/372
6,196,509	B1 *	3/2001	Clemens	.....	A45F 5/00 248/302
D447,656	S *	9/2001	Richter	.....	D12/416
6,651,941	B1 *	11/2003	Kinsel	.....	B60R 7/043 294/142

FIG. 1 is a front, top, right side perspective view of a car seat hook showing my new design; FIG. 2 is a front, bottom, left side perspective view thereof; FIG. 3 is a front view thereof; FIG. 4 is a back view thereof; FIG. 5 is a left side view thereof; FIG. 6 is a right side view thereof; FIG. 7 is a top view thereof; FIG. 8 is a bottom view thereof; and, FIG. 9 is an enlarged view of the selected portion 9 in FIG. 1.

The dot-dash-dot broken lines, showing of the indication circles, indicates the enlarged view of FIG. 9 and from where the enlarged view was taken in FIG. 1. The dot-dash-dot broken lines form no part of the claimed design.

(Continued)

**1 Claim, 9 Drawing Sheets**



(56)

**References Cited**

U.S. PATENT DOCUMENTS

D545,669	S	*	7/2007	Hall	.....	D8/367
D646,960	S	*	10/2011	Goodman	.....	D8/372
D658,113	S	*	4/2012	Henderson	.....	D12/416
D669,767	S	*	10/2012	Burley	.....	D8/370
D679,095	S	*	4/2013	Williams	.....	D3/328
9,102,276	B1	*	8/2015	Virgin	.....	B60R 7/043
D751,370	S	*	3/2016	McClees	.....	D12/416
D801,786	S	*	11/2017	Pan	.....	D8/367
D850,244	S	*	6/2019	Goodman	.....	D8/367
D867,122	S	*	11/2019	Jimenez	.....	D8/395
D913,778	S	*	3/2021	Huang	.....	D8/367
D938,893	S	*	12/2021	Huang	.....	D12/416
D941,129	S	*	1/2022	Chen	.....	D8/367
D948,996	S		4/2022	Misener et al.		
D951,077	S		5/2022	Ly		
D951,078	S		5/2022	Wang		
D957,163	S	*	7/2022	Zhi	.....	D8/372
D957,237	S	*	7/2022	Zhang	.....	D8/367
D967,700	S	*	10/2022	Sun	.....	D8/370
2016/0257258	A1	*	9/2016	Conlon	.....	A45F 5/00
2016/0272121	A1	*	9/2016	Nuako	.....	B60R 7/043
2017/0050574	A1	*	2/2017	Zaccaria	.....	A47G 25/08
2018/0361940	A1	*	12/2018	Ackeret	.....	B60R 7/10

FOREIGN PATENT DOCUMENTS

CN	306159869	*	11/2020
CN	306728118	*	8/2021
CN	307053166	*	1/2022

\* cited by examiner

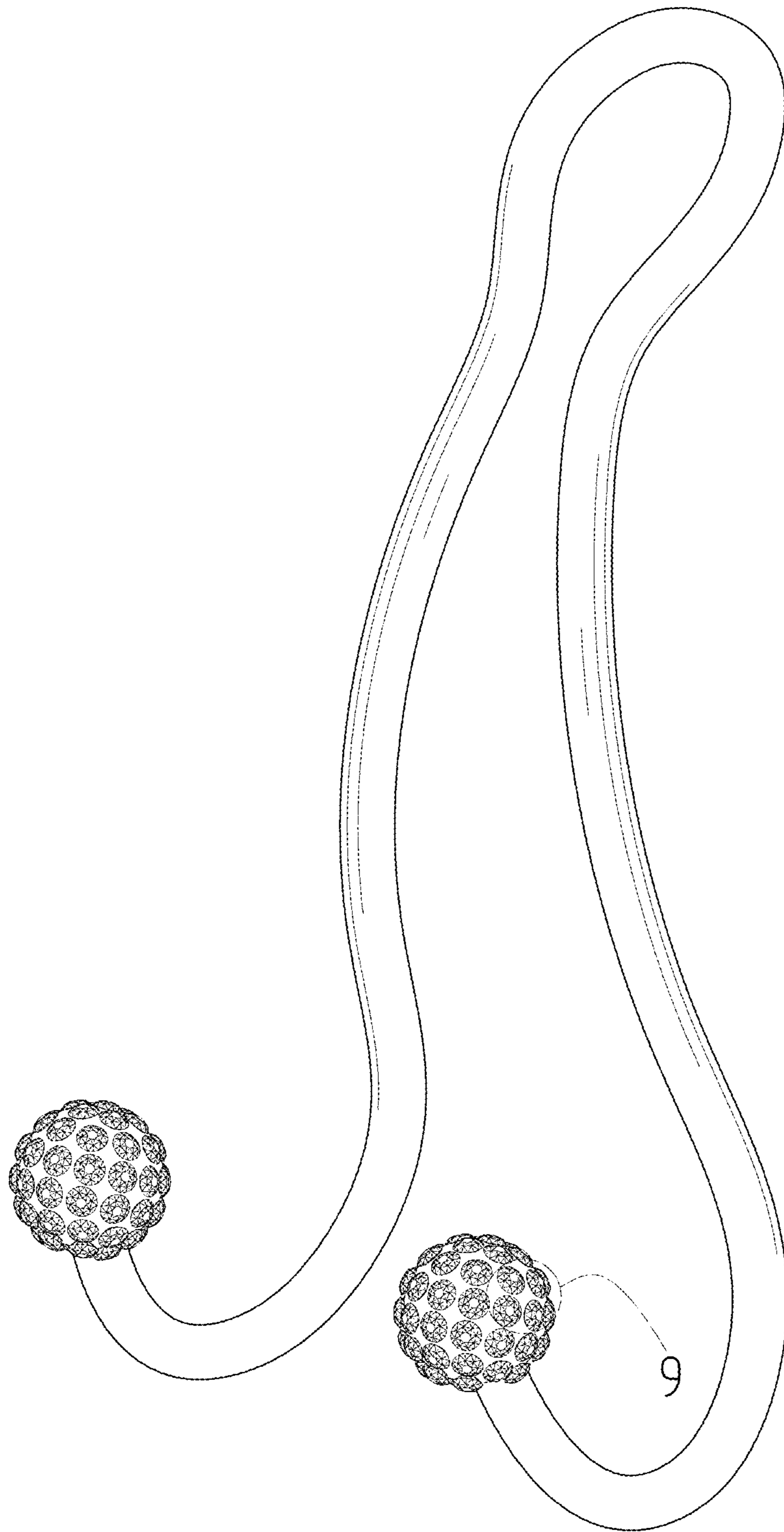


FIG. 1

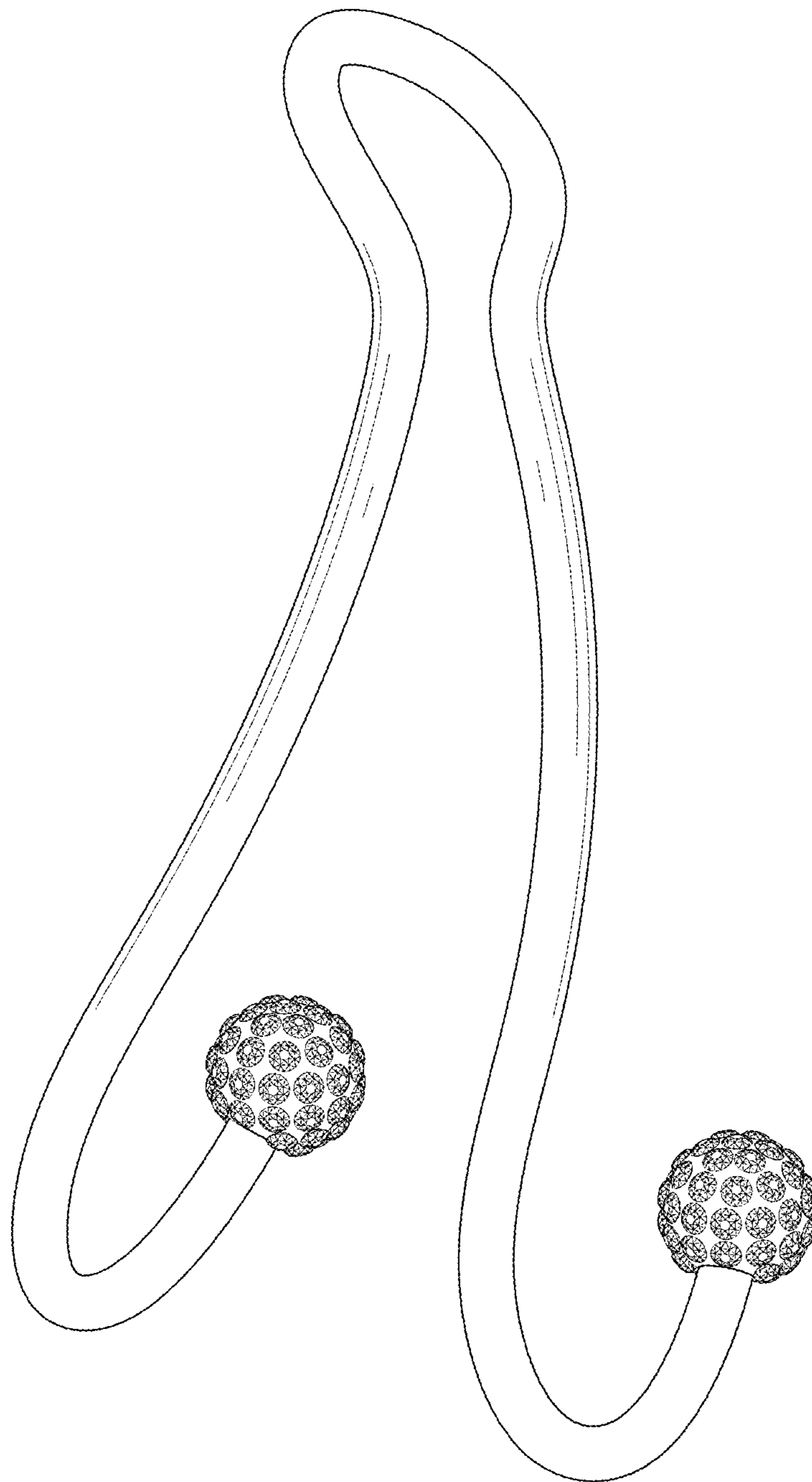


FIG. 2

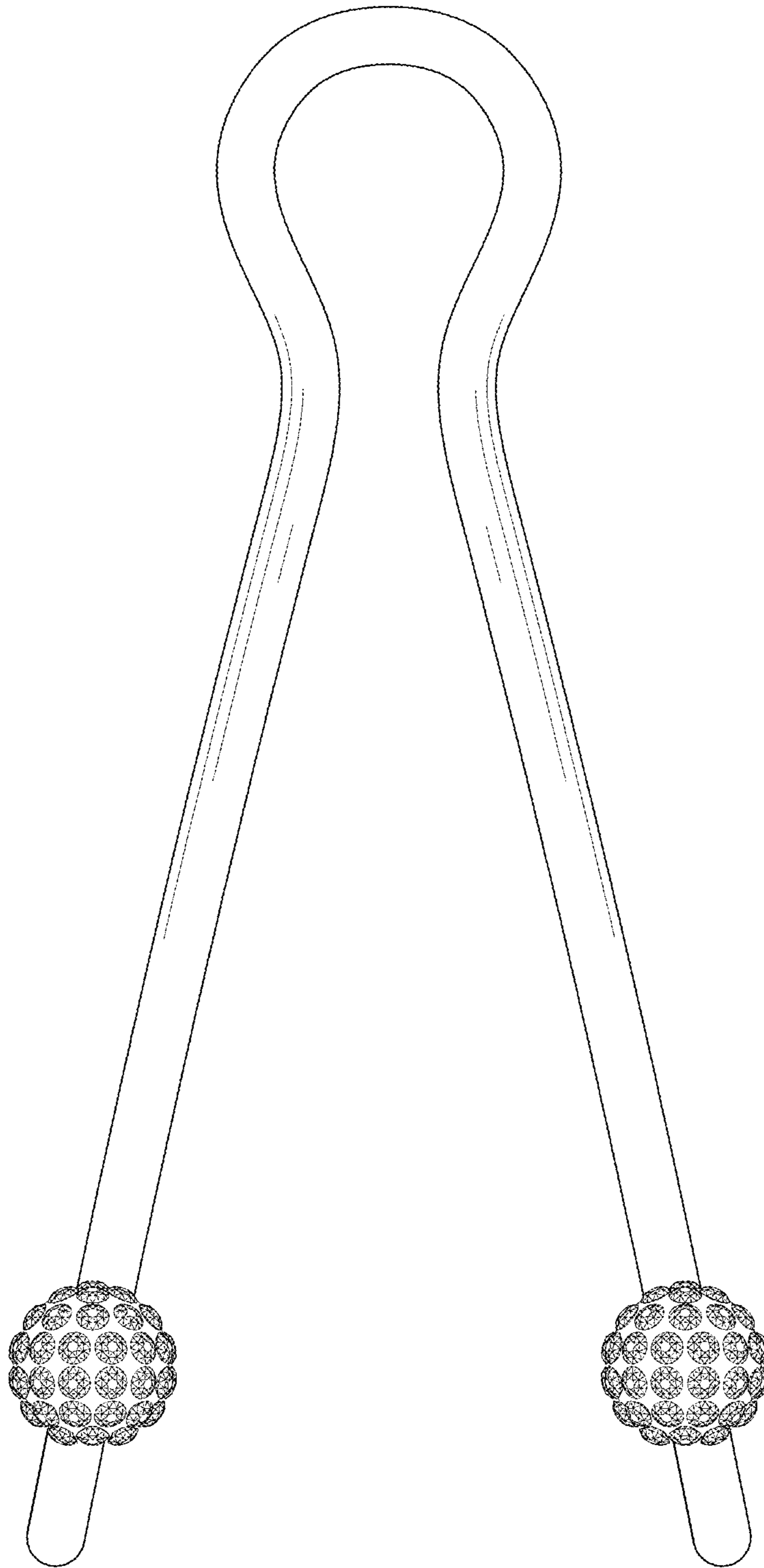


FIG. 3

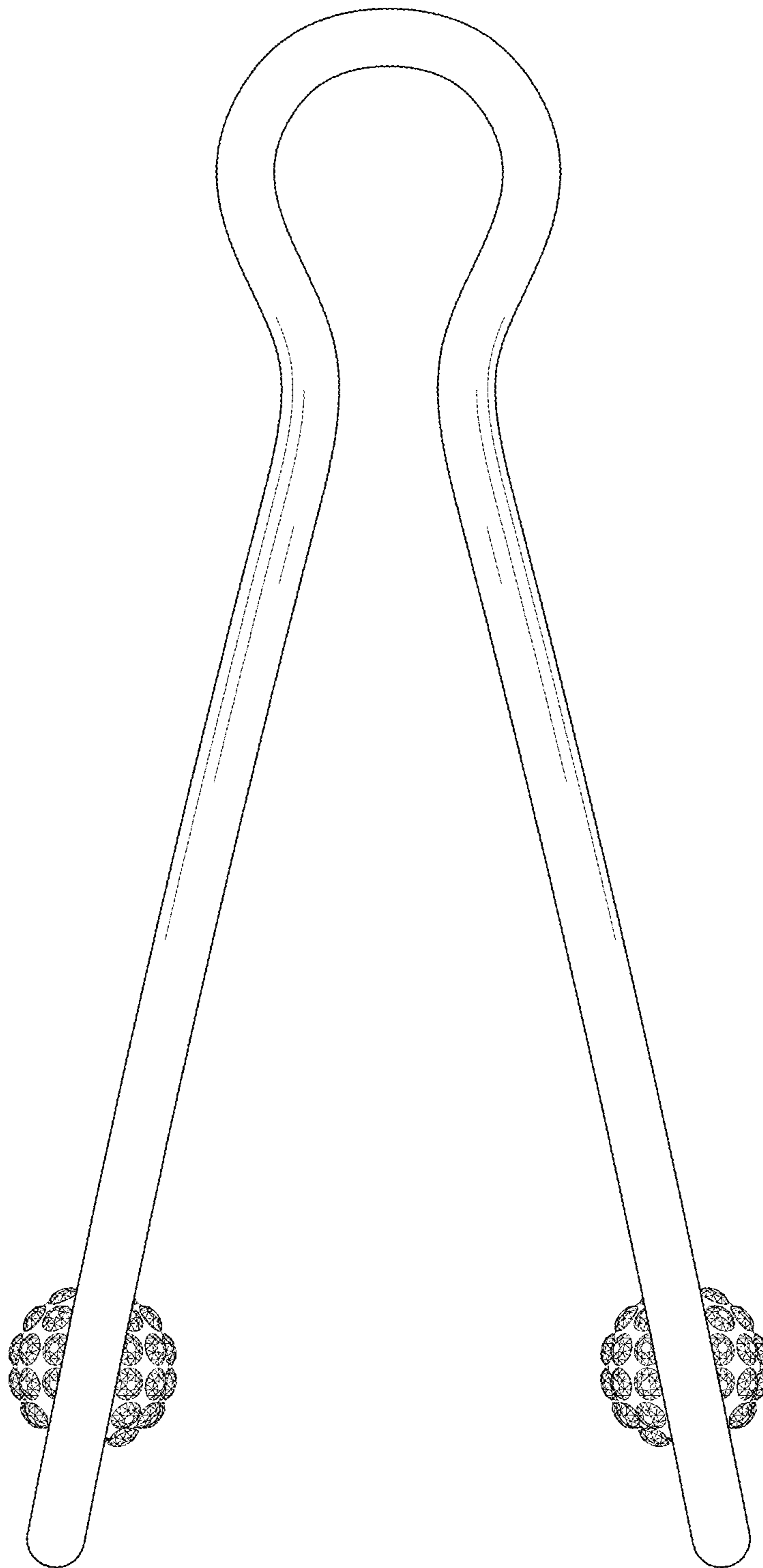


FIG. 4

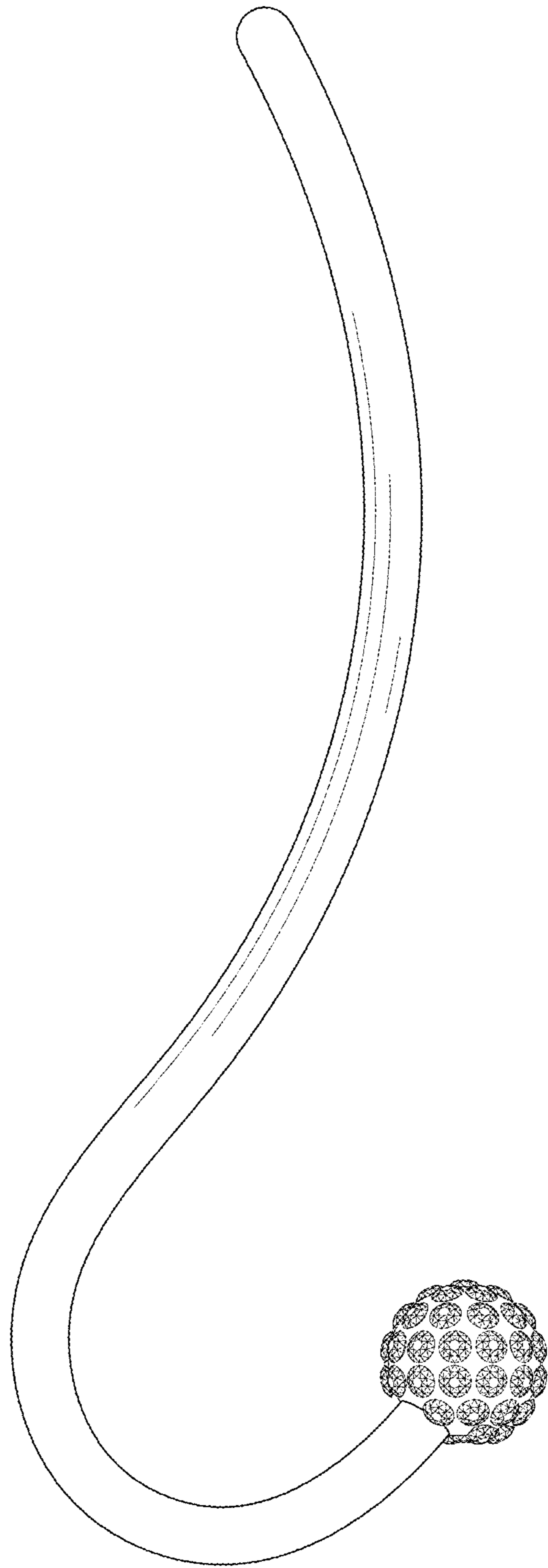


FIG. 5

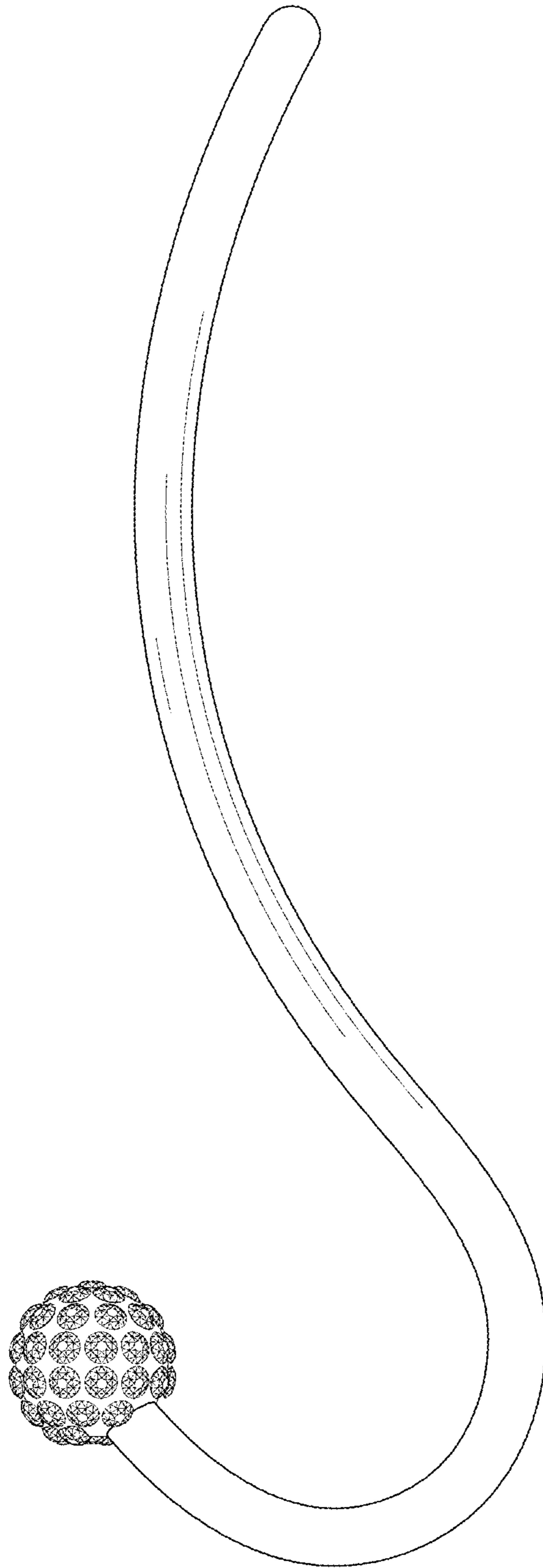


FIG. 6



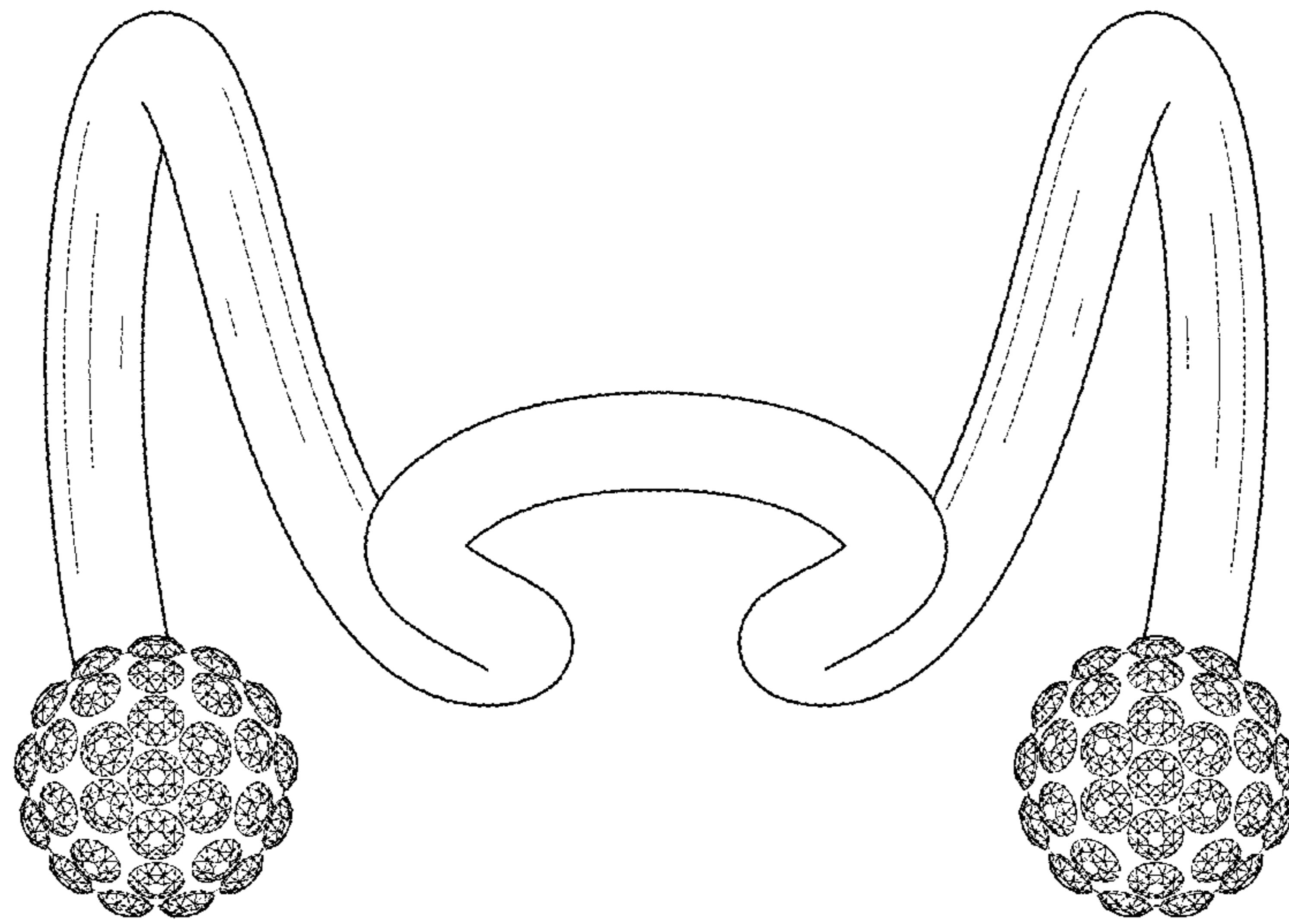


FIG. 7

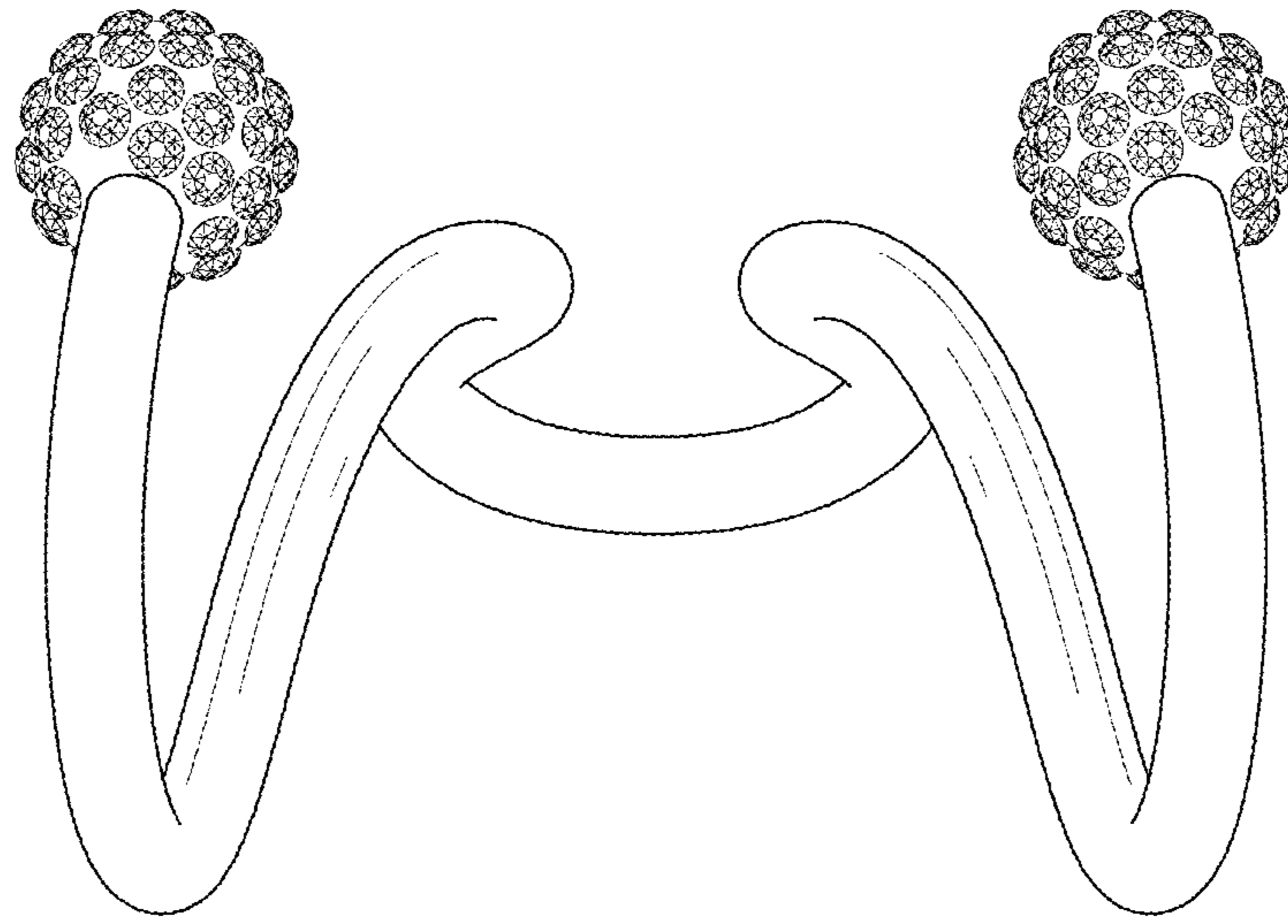


FIG. 8

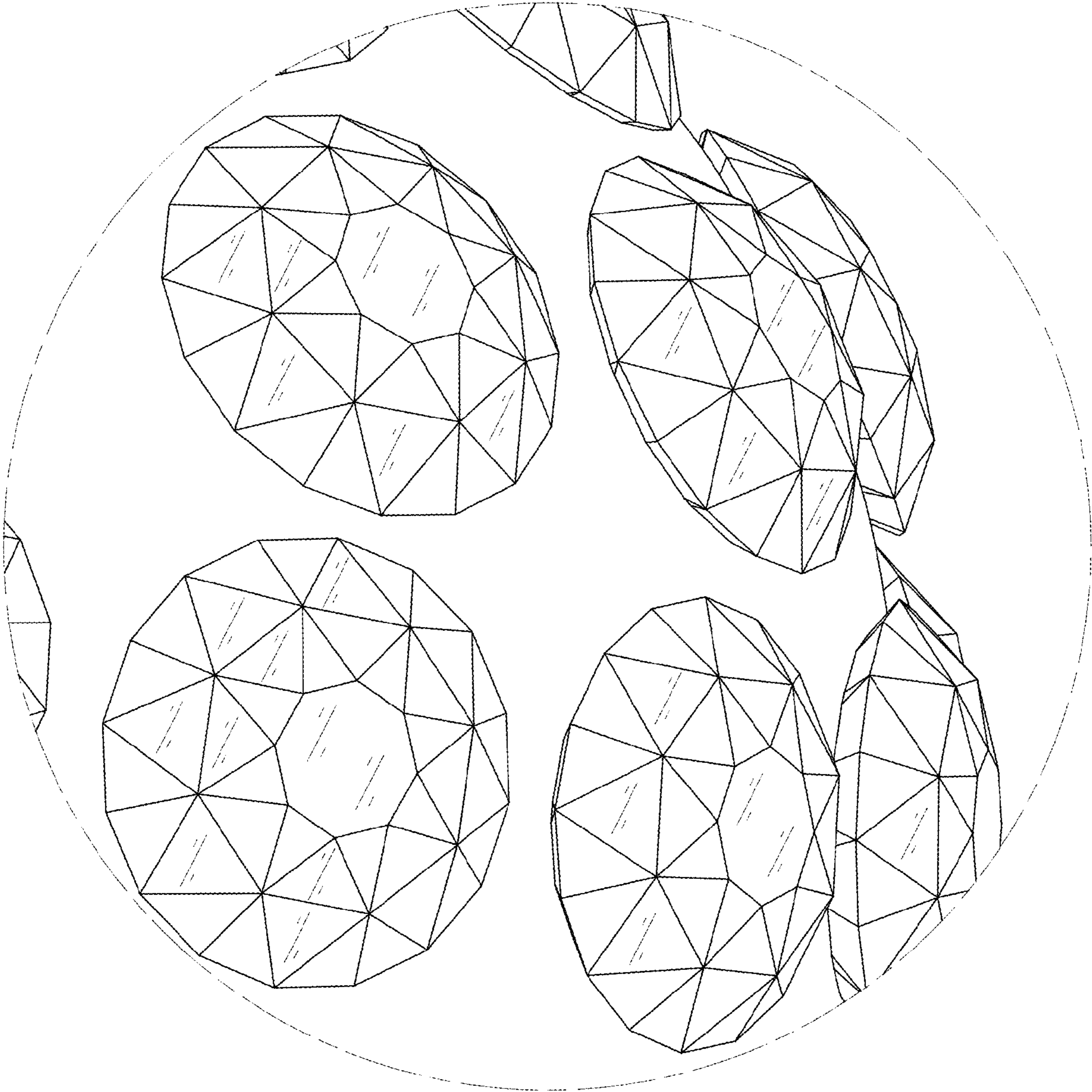


FIG. 9