US00D981300S

(12) United States Design Patent

Thomas et al.

(10) Patent No.: US D981,300 S
(45) Date of Patent: ** Mar. 21, 2023

(54) **UNDERWING FOR A VEHICLE**

(71) Applicant: **National Association for Stock Car Auto Racing, LLC**, Daytona Beach, FL (US)

(72) Inventors: **Brandon Thomas**, Concord, NC (US); **John Probst**, Concord, NC (US); **Eric Jacuzzi**, Concord, NC (US); **Christopher A. Popiela**, Concord, NC (US); **Timothy S. Murphy**, Concord, NC (US); **Donald E. Krueger**, Concord, NC (US)

(73) Assignee: **NATIONAL ASSOCIATION FOR STOCK CAR AUTO RACING, LLC**, Daytona Beach, FL (US)

(**) Term: **15 Years**

(21) Appl. No.: **29/753,954**

(22) Filed: **Oct. 5, 2020**

(51) **LOC (14) Cl.** **12-16**

(52) **U.S. Cl.**
USPC **D12/196**

(58) **Field of Classification Search**
USPC D12/82, 85, 86, 88, 89, 90, 91, 92, 93, D12/94, 96, 98, 99, 163, 164, 165, 167, D12/169, 181, 184, 190, 196; D21/533, D21/548, 552, 561
CPC B60R 19/00; B60R 19/02; B60R 19/04; B60R 19/18; B60R 19/24; B60R 19/26; B60R 19/44; B60R 19/48; B60R 2019/007; B60R 2019/026; B62D 25/08; B62D 25/16; B62D 25/20; B62D 25/2072; B62D 35/00; B62D 35/02; B62D 37/02
See application file for complete search history.

(56) **References Cited**

U.S. PATENT DOCUMENTS

1,389,757	A	9/1921	Haynes
2,149,161	A	2/1939	Byrnes
2,979,165	A	4/1961	McCambridge
3,225,376	A	12/1965	Heiler
3,596,974	A	8/1971	Adams
4,160,494	A	7/1979	McCambridge
4,170,377	A	10/1979	Ingram

(Continued)

FOREIGN PATENT DOCUMENTS

DE	3115150	A1	11/1982
DE	102016005060	A1	9/2016

(Continued)

OTHER PUBLICATIONS

Notice of Allowance dated Mar. 30, 2022, for U.S. Appl. No. 17/082,514 (11 pages).

Primary Examiner — Cary M Robinson
Assistant Examiner — Adam C Mager
(74) *Attorney, Agent, or Firm* — Alston & Bird LLP

(57) **CLAIM**

The ornamental design for an underwing for a vehicle, as shown and described.

DESCRIPTION

FIG. **1** is a perspective view of an underwing for a vehicle showing the new design;
FIG. **2** is another perspective view thereof;
FIG. **3** is a front elevation view thereof;
FIG. **4** is a rear elevation view thereof;
FIG. **5** is a left side elevation view thereof;
FIG. **6** is a right side elevation view thereof;
FIG. **7** is a top plan view thereof; and,
FIG. **8** is a bottom plan view thereof.
The dash-dot-dash broken lines represent bounds of the claimed design and form no part of the claimed design. The broken lines illustrate features of the underwing for a vehicle that form no part of the claimed design.

1 Claim, 6 Drawing Sheets

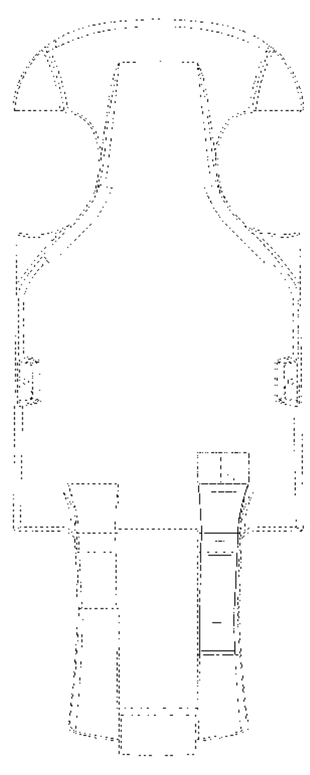

(56) **References Cited**

U.S. PATENT DOCUMENTS

4,256,339	A	3/1981	Ingram	
4,379,582	A	4/1983	Miwa	
4,674,788	A	6/1987	Ohmura et al.	
4,925,236	A	5/1990	Itoh et al.	
5,054,844	A	10/1991	Miwa	
5,222,438	A	6/1993	Ende	
5,374,098	A	12/1994	Nelson	
5,454,619	A	10/1995	Haraway, Jr.	
5,544,931	A	8/1996	Nelson	
D436,335	S *	1/2001	Beigel	D12/96
6,196,620	B1	3/2001	Haraway, Jr.	
D476,927	S *	7/2003	Delgado	D12/167
6,637,805	B2	10/2003	Rees	
6,742,831	B2	6/2004	Rees	
D493,758	S *	8/2004	Platto	D12/196
D496,314	S *	9/2004	Perfetti	D12/196
D497,130	S *	10/2004	Perfetti	D12/196
D522,427	S *	6/2006	Beigel	D12/196
D541,720	S *	5/2007	Beigel	D12/196
D545,260	S *	6/2007	Beigel	D12/196
D769,163	S *	10/2016	Platto	D12/196
9,469,355	B2	10/2016	Wolf	
D922,247	S *	6/2021	Biancalana	D11/138
2003/0075950	A1	4/2003	Rees	
2004/0036320	A1	2/2004	Rees	
2017/0297637	A1 *	10/2017	Shinedling	B62D 35/02
2019/0009835	A1 *	1/2019	D'Amico	B32B 3/06
2019/0210667	A1 *	7/2019	Palmer	B62D 35/02

FOREIGN PATENT DOCUMENTS

DE	102015118076	A1	4/2017
DE	202017101000	U1	4/2017
JP	H 0382681	A	4/1991
JP	H 048681	A	1/1992
JP	H 068859	A	1/1994

* cited by examiner

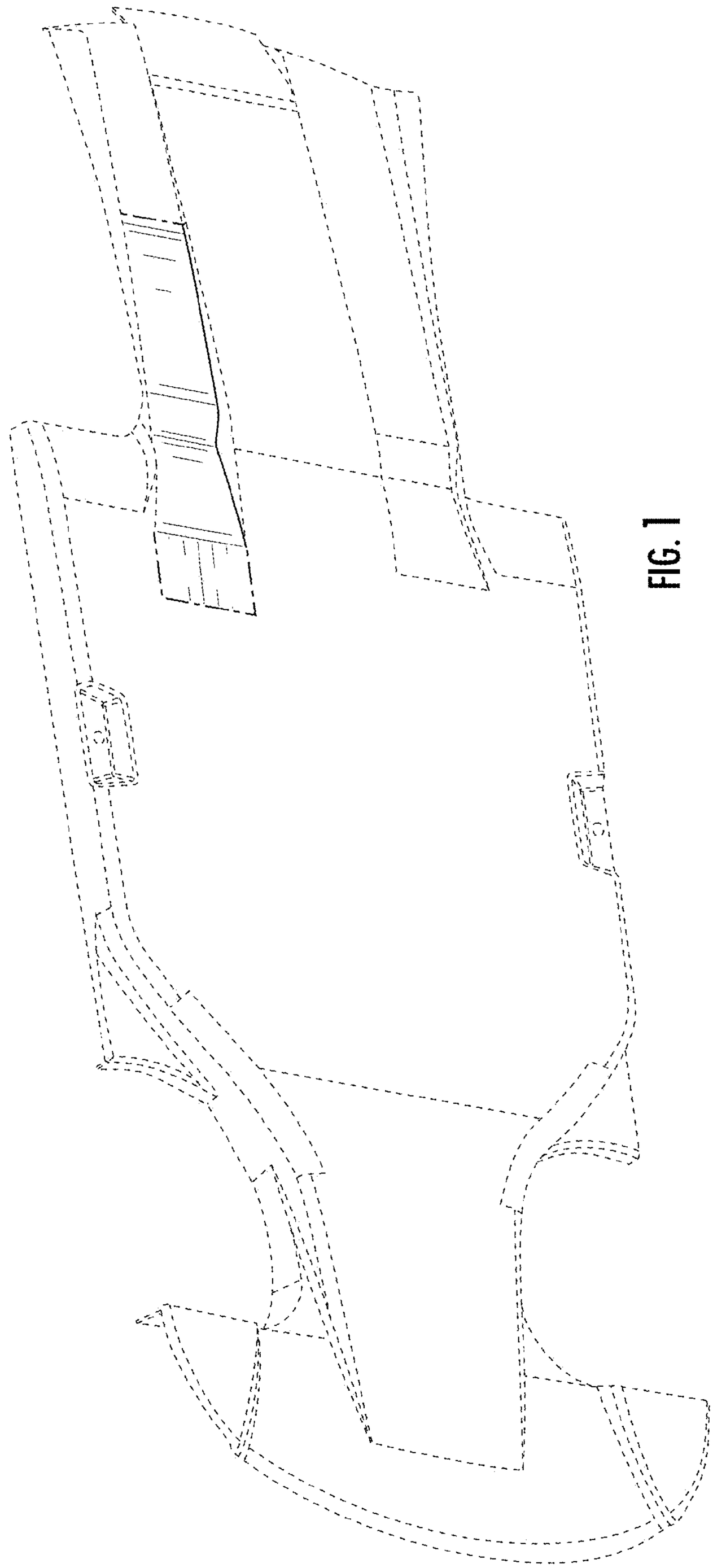

FIG. 1

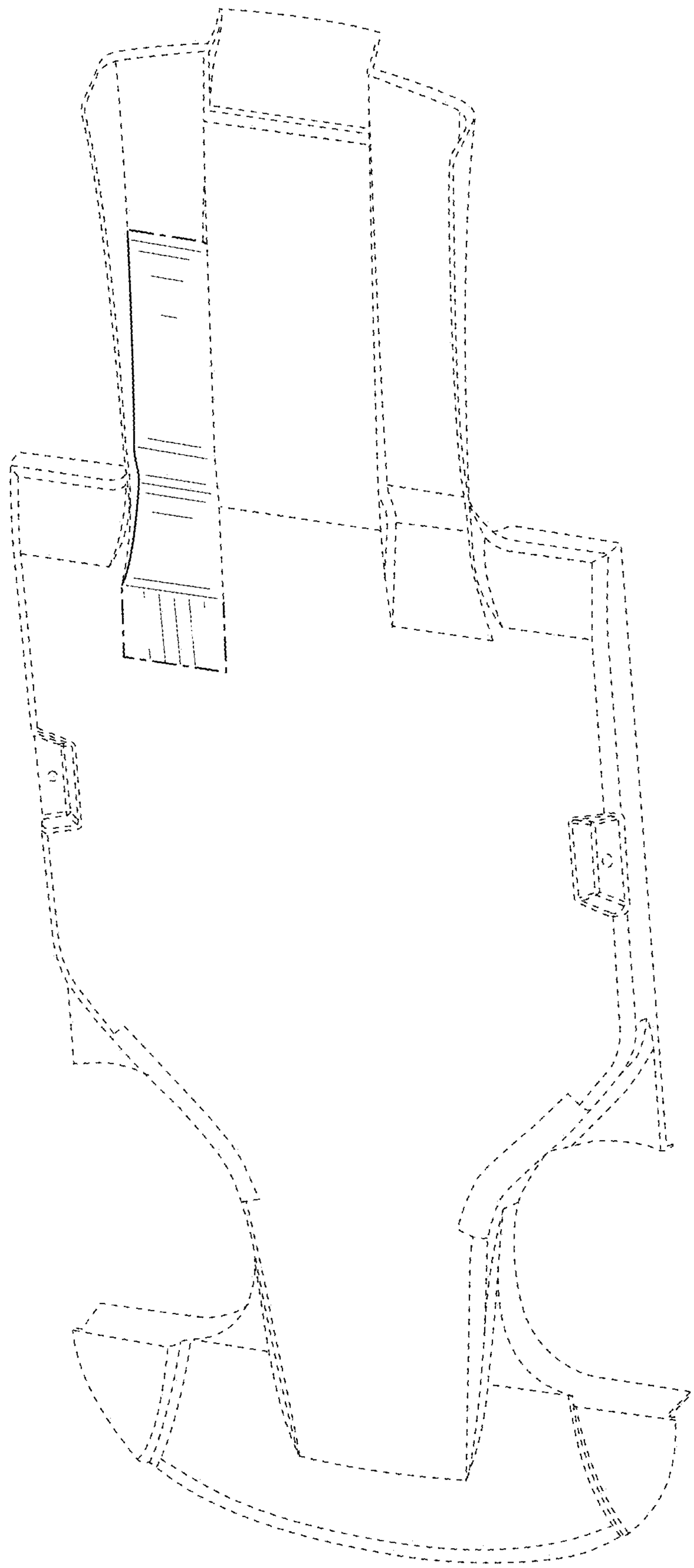

FIG. 2

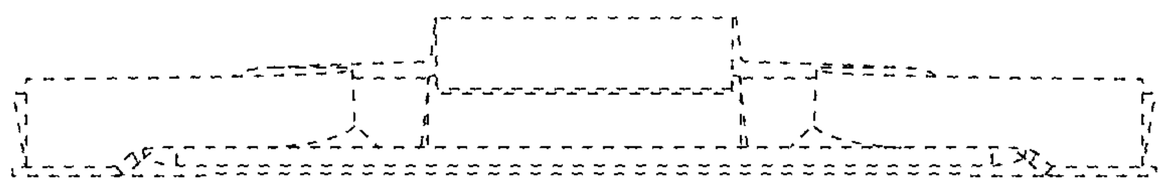

FIG. 3

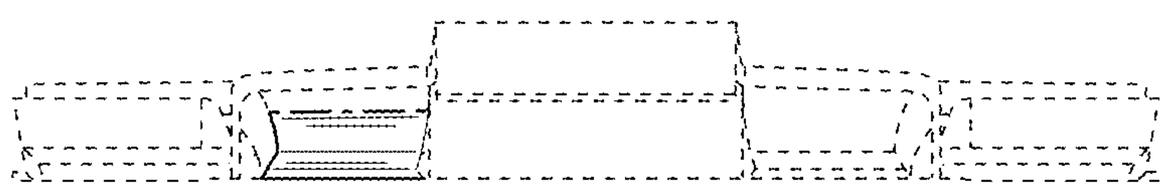

FIG. 4



FIG. 5



FIG. 6

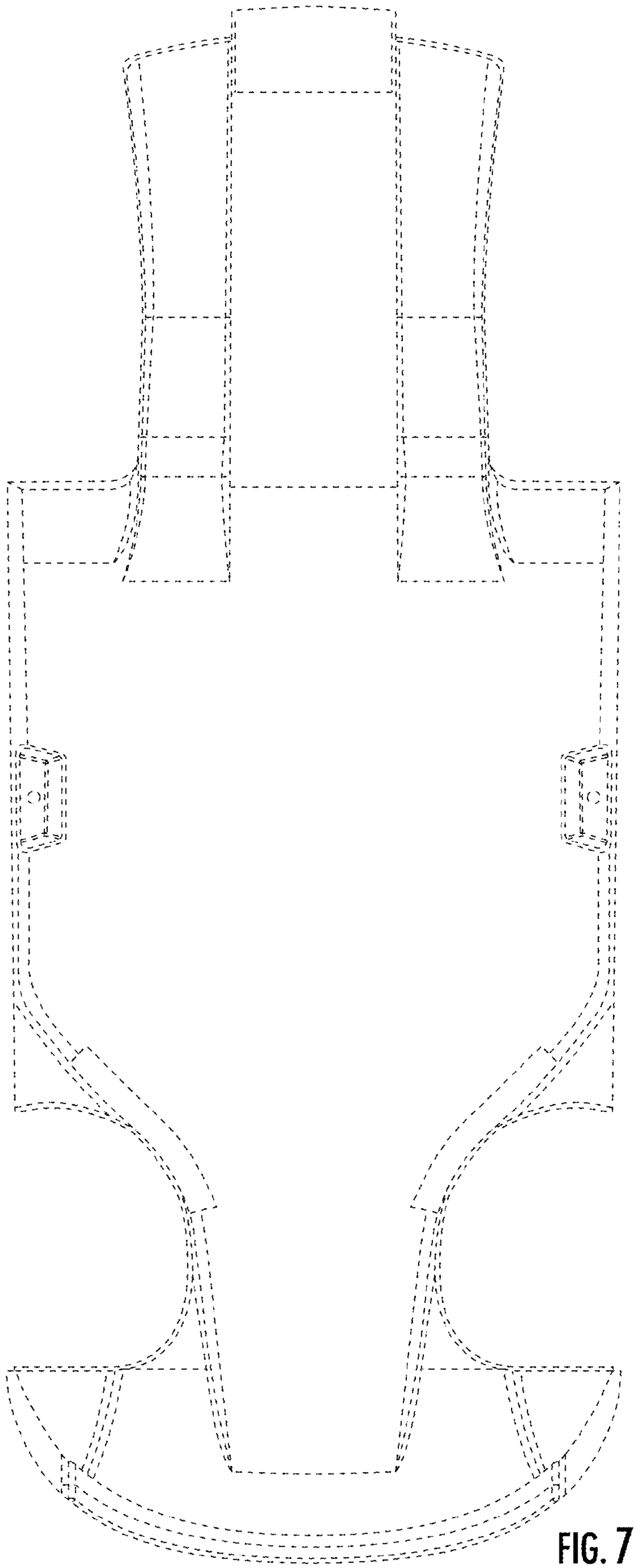

FIG. 7

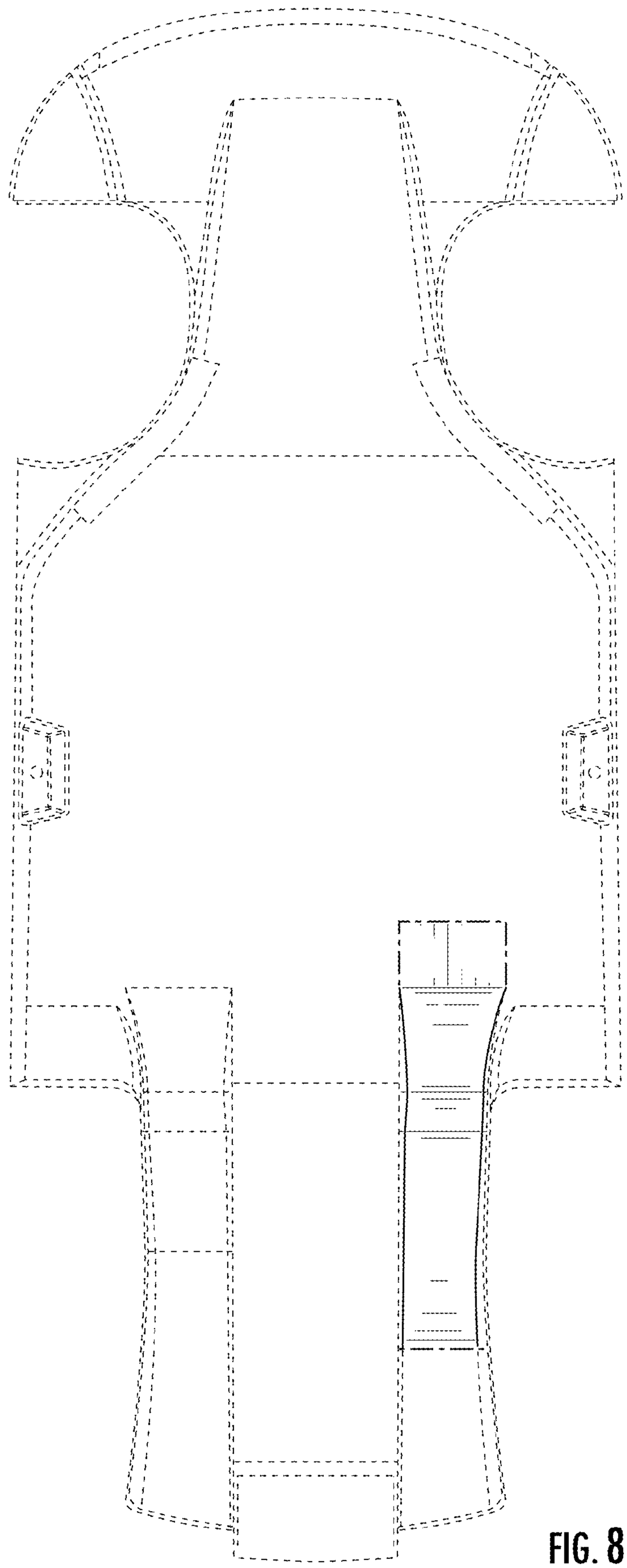

FIG. 8