



US00D981283S

(12) **United States Design Patent**
Escobedo et al.

(10) **Patent No.:** **US D981,283 S**

(45) **Date of Patent:** **** Mar. 21, 2023**

(54) **MOTOR VEHICLE**

(71) Applicant: **Polestar Performance AB**, Gothenburg (SE)

(72) Inventors: **Nahum Escobedo**, Gothenburg (SE); **Subum Lee**, Gothenburg (SE); **Marcus Nilsson**, Gothenburg (SE); **Maxime Prevotiaux**, Gothenburg (SE)

(73) Assignee: **Polestar Performance AB**, Gothenburg (SE)

(**) Term: **15 Years**

(21) Appl. No.: **29/807,620**

(22) Filed: **Sep. 13, 2021**

(51) **LOC (14) Cl.** **12-08**

(52) **U.S. Cl.**
USPC **D12/91**

(58) **Field of Classification Search**
USPC D12/86, 90-92, 164; D21/433, 434, 533, D21/535; 296/181.1-181.5, 183.1
CPC B62D 25/00; B62D 25/06; B62D 33/00; B62D 35/00
See application file for complete search history.

(56) **References Cited**

U.S. PATENT DOCUMENTS

D642,494 S	*	8/2011	Loeb	D12/91
D699,156 S	*	2/2014	Perini	D12/92
D775,009 S	*	12/2016	Baum	D12/169
D796,997 S	*	9/2017	Varga	D12/91
D802,479 S	*	11/2017	Sakaue	D12/91
D804,357 S	*	12/2017	Jeon	D12/91
D804,369 S	*	12/2017	Akita	D12/164
D814,353 S	*	4/2018	Kim	D12/91

D830,246 S	*	10/2018	Yoshimine	D12/164
D830,906 S	*	10/2018	Yoshimine	D12/91
D835,000 S	*	12/2018	Tomasson	D12/91
D864,025 S	*	10/2019	Tomasson	D12/91
D872,650 S	*	1/2020	Tomasson	D12/91
D881,755 S	*	4/2020	Tomasson	D12/91
D894,047 S	*	8/2020	Tomasson	D12/91
D906,440 S	*	12/2020	Sterner	D12/91
D926,081 S	*	7/2021	Zvenigorodskyy	D12/91
D929,904 S	*	9/2021	Noguchi	D12/91
D931,144 S	*	9/2021	Sterner	D12/91
D967,731 S	*	10/2022	Akojima	D12/91
D969,023 S	*	11/2022	Sterner	D12/91

* cited by examiner

Primary Examiner — Melody N Brown

(74) *Attorney, Agent, or Firm* — Patterson Thuent, P.A.

(57) **CLAIM**


We claim the ornamental design for a motor vehicle, as shown and described.

DESCRIPTION

FIG. 1 is a right, front perspective view of a motor vehicle showing our new design;
FIG. 2 is a right, rear perspective view thereof;
FIG. 3 is a front view thereof;
FIG. 4 is a rear view thereof;
FIG. 5 is a right side view thereof;
FIG. 6 is a left side view thereof;
FIG. 7 is a top view thereof; and,
FIG. 8 is a bottom view thereof.

The portions of the vehicle shown in a de-emphasized faded out and halftone form are all for environmental and illustrative purposes that do not form no part of the claimed design.

1 Claim, 8 Drawing Sheets






FIG. 1




FIG. 2




FIG. 3




FIG. 4




FIG. 5




FIG. 6




FIG. 7



FIG. 8