



US00D981281S

(12) **United States Design Patent**
Escobedo et al.

(10) **Patent No.:** **US D981,281 S**

(45) **Date of Patent:** **** Mar. 21, 2023**

(54) **MOTOR VEHICLE**

(71) Applicant: **Polestar Performance AB**, Gothenburg (SE)

(72) Inventors: **Nahum Escobedo**, Gothenburg (SE); **Subum Lee**, Gothenburg (SE); **Berk Keskin**, Gothenburg (SE); **Marcus Nilsson**, Gothenburg (SE); **Maxime Prevoteaux**, Gothenburg (SE); **Ole-Kristian Bjerke**, Gothenburg (SE)

(73) Assignee: **Polestar Performance AB**, Gothenburg (SE)

(**) Term: **15 Years**

(21) Appl. No.: **29/807,616**

(22) Filed: **Sep. 13, 2021**

(51) **LOC (14) Cl.** **12-08**

(52) **U.S. Cl.**
USPC **D12/91**

(58) **Field of Classification Search**
USPC D12/86, 90-92, 164; D21/433, 434, 533, D21/535; 296/181.1-181.5, 183.1
CPC B62D 25/00; B62D 25/06; B62D 33/00; B62D 35/00
See application file for complete search history.

(56) **References Cited**

U.S. PATENT DOCUMENTS

D642,494 S * 8/2011 Loeb D12/91
D699,156 S * 2/2014 Perini D12/92
D775,009 S * 12/2016 Baum D12/169
D796,997 S * 9/2017 Varga D12/91

D802,479 S * 11/2017 Sakaue D12/91
D804,357 S * 12/2017 Jeon D12/91
D804,369 S * 12/2017 Akita D12/164
D814,353 S * 4/2018 Kim D12/91
D830,246 S * 10/2018 Yoshimine D12/164
D830,906 S * 10/2018 Yoshimine D12/91
D835,000 S * 12/2018 Tomasson D12/91
D864,025 S * 10/2019 Tomasson D12/91
D872,650 S * 1/2020 Tomasson D12/91
D881,755 S * 4/2020 Tomasson D12/91
D894,047 S * 8/2020 Tomasson D12/91
D906,440 S * 12/2020 Sterner D12/91
D926,081 S * 7/2021 Zvenigorodskyy D12/91
D929,904 S * 9/2021 Noguchi D12/91
D931,144 S * 9/2021 Sterner D12/91
D967,731 S * 10/2022 Akojima D12/91
D969,023 S * 11/2022 Sterner D12/91

* cited by examiner

Primary Examiner — Melody N Brown

(74) *Attorney, Agent, or Firm* — Patterson Thunte, P.A.


(57) **CLAIM**

The ornamental design for a motor vehicle, as shown and described.

DESCRIPTION

FIG. 1 is a right, front perspective view of a motor vehicle showing our new design;
FIG. 2 is a right, rear perspective view thereof;
FIG. 3 is a front view thereof;
FIG. 4 is a rear view thereof;
FIG. 5 is a right side view thereof;
FIG. 6 is a left side view thereof;
FIG. 7 is a top view thereof; and,
FIG. 8 is a bottom view thereof.

1 Claim, 8 Drawing Sheets






FIG. 1



FIG. 2




FIG. 3




FIG. 4




FIG. 5




FIG. 6

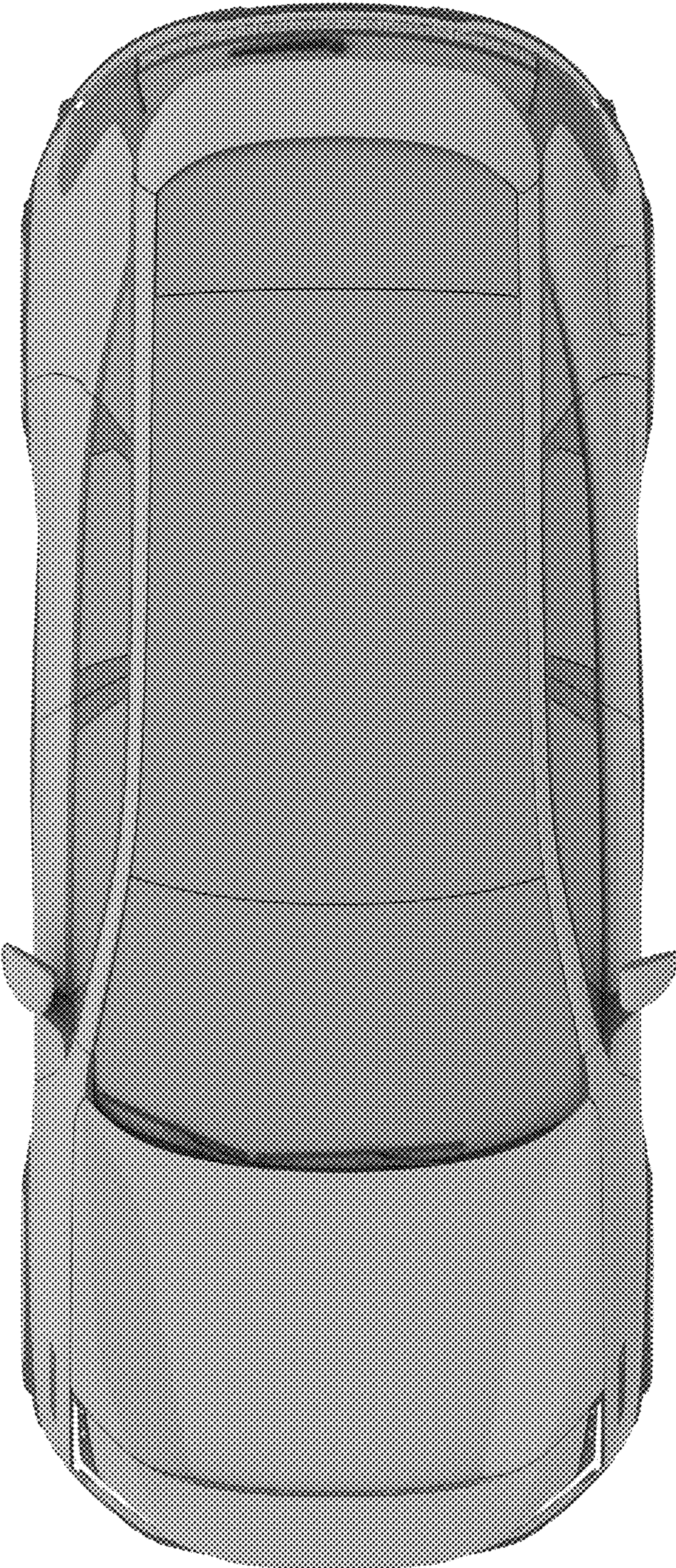


FIG. 7



FIG. 8