



US00D981250S

(12) **United States Design Patent**
Wooten

(10) **Patent No.: US D981,250 S**

(45) **Date of Patent: ** *Mar. 21, 2023**

(54) **PILL CARD**

73/0042; B65D 75/225; B65D 77/30;
B65D 2543/00092; B65D 75/522; B65D
1/0223

(71) Applicant: **Raymond T Wooten**, Clemson, SC
(US)

See application file for complete search history.

(72) Inventor: **Raymond T Wooten**, Clemson, SC
(US)

(56) **References Cited**

U.S. PATENT DOCUMENTS

(*) Notice: This patent is subject to a terminal disclaimer.

(**) Term: **15 Years**

(21) Appl. No.: **29/788,286**

(22) Filed: **Apr. 22, 2021**

1,816,542 A	2/1929	Mellin	
3,526,317 A	9/1970	Vanders	
4,384,649 A	5/1983	Brodsky	
4,387,804 A *	6/1983	Austin	B65D 85/816
			206/217
D272,317 S *	1/1984	Parmentier	D15/90
4,884,693 A	12/1989	Brutsch	
4,889,236 A	12/1989	Bartell et al.	
5,775,505 A *	7/1998	Vasquez	B65D 75/327
			206/532
D400,433 S *	11/1998	Lupi	D9/732
6,592,378 B2	7/2003	Norberg	
7,959,004 B2	6/2011	Tsao	
8,376,140 B2	2/2013	Eisenberg	
8,382,728 B1	2/2013	Gibson	

(Continued)

Primary Examiner — Lauren R Calve
(74) *Attorney, Agent, or Firm* — Southeast IP Group
LLC; Thomas L. Moses

Related U.S. Application Data

(63) Continuation-in-part of application No. 15/255,198, filed on Sep. 2, 2016, which is a continuation-in-part of application No. 29/554,429, filed on Feb. 11, 2016, now Pat. No. Des. 782,922, and a continuation-in-part of application No. 29/554,427, filed on Feb. 11, 2016, now Pat. No. Des. 782,921.

(51) **LOC (14) Cl.** **09-01**

(52) **U.S. Cl.**
USPC **D9/732**

(58) **Field of Classification Search**
USPC D9/414, 415, 424, 456, 732, 737, 756,
D9/759, 761; D24/227, 229, 230
CPC B65D 75/327; B65D 2585/56; B65D
75/367; B65D 75/32; B65D 2575/3227;
B65D 83/0445; B65D 2575/367; B65D
2575/3245; B65D 83/04; B65D 75/22;
B65D 75/5855; B65D 75/323; B65D
2543/00296; B65D 5/4204; B65D 25/04;
B65D 75/52; B65D 75/585; B65D
73/0035; B65D 73/0085; B65D 75/58;
B65D 2543/00194; B65D 1/36; B65D
73/0078; B65D 2543/00805; B65D

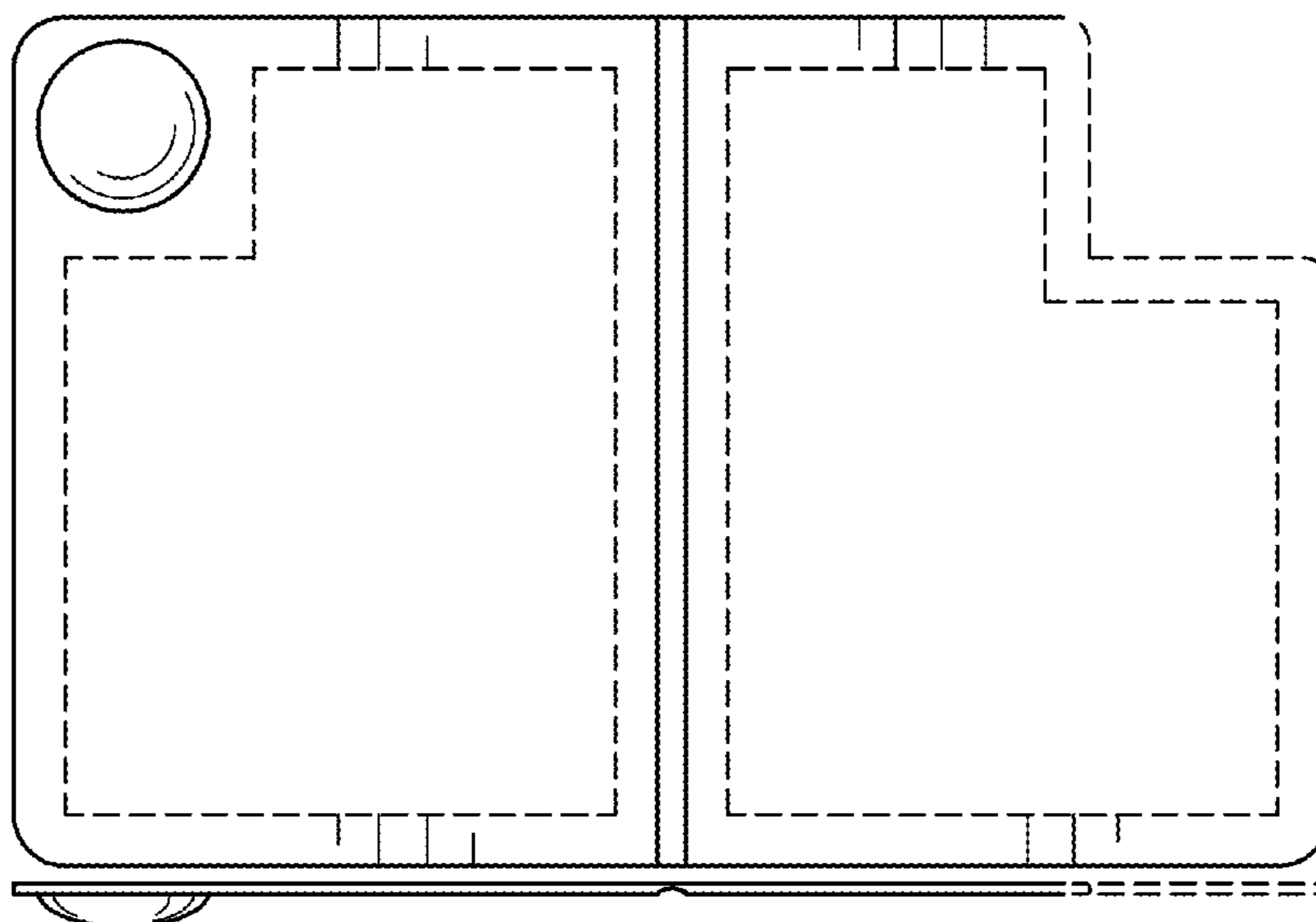
(57) **CLAIM**

I claim the ornamental design for a pill card, as shown and described.

DESCRIPTION

FIG. 1 is a front elevation view of my design for a pill card. FIG. 2 is a back elevation view thereof. FIG. 3 is a top plan view thereof. FIG. 4 is a bottom plan view thereof. FIG. 5 is a left side elevation view thereof; and, FIG. 6 is a right side elevation view thereof. The broken lines and the sections within the broken lines represent portions of the pill card that form no part of the claimed design.

1 Claim, 2 Drawing Sheets



(56)

References Cited

U.S. PATENT DOCUMENTS

9,045,275	B2 *	6/2015	Thery	B65D 75/326
D782,921	S *	4/2017	Wooten	D9/732
D782,922	S *	4/2017	Wooten	D9/732
D883,801	S *	5/2020	Fathi	D9/415
D889,282	S *	7/2020	Scott	D9/732
D961,406	S *	8/2022	Bridges	D9/732
2001/0030140	A1 *	10/2001	Mundt	B65D 83/0463 206/534
2002/0066690	A1	6/2002	Mattis et al.	
2005/0056564	A1	3/2005	Higgins	
2006/0138009	A1	6/2006	Bozkurt	
2007/0235350	A1	10/2007	Warlick	
2009/0241483	A1	10/2009	Detwiler et al.	
2010/0326877	A1	12/2010	Hemmerlin et al.	
2012/0145586	A1	6/2012	Doyle et al.	
2014/0326635	A1 *	11/2014	Uetake	B65D 75/327 206/531
2015/0122692	A1 *	5/2015	Kavuru	B65D 25/205 206/530
2015/0238386	A1	8/2015	Wallace	
2016/0120743	A1 *	5/2016	Este	B65B 61/00 206/530
2017/0081101	A1 *	3/2017	Begim	B65D 73/0092

* cited by examiner

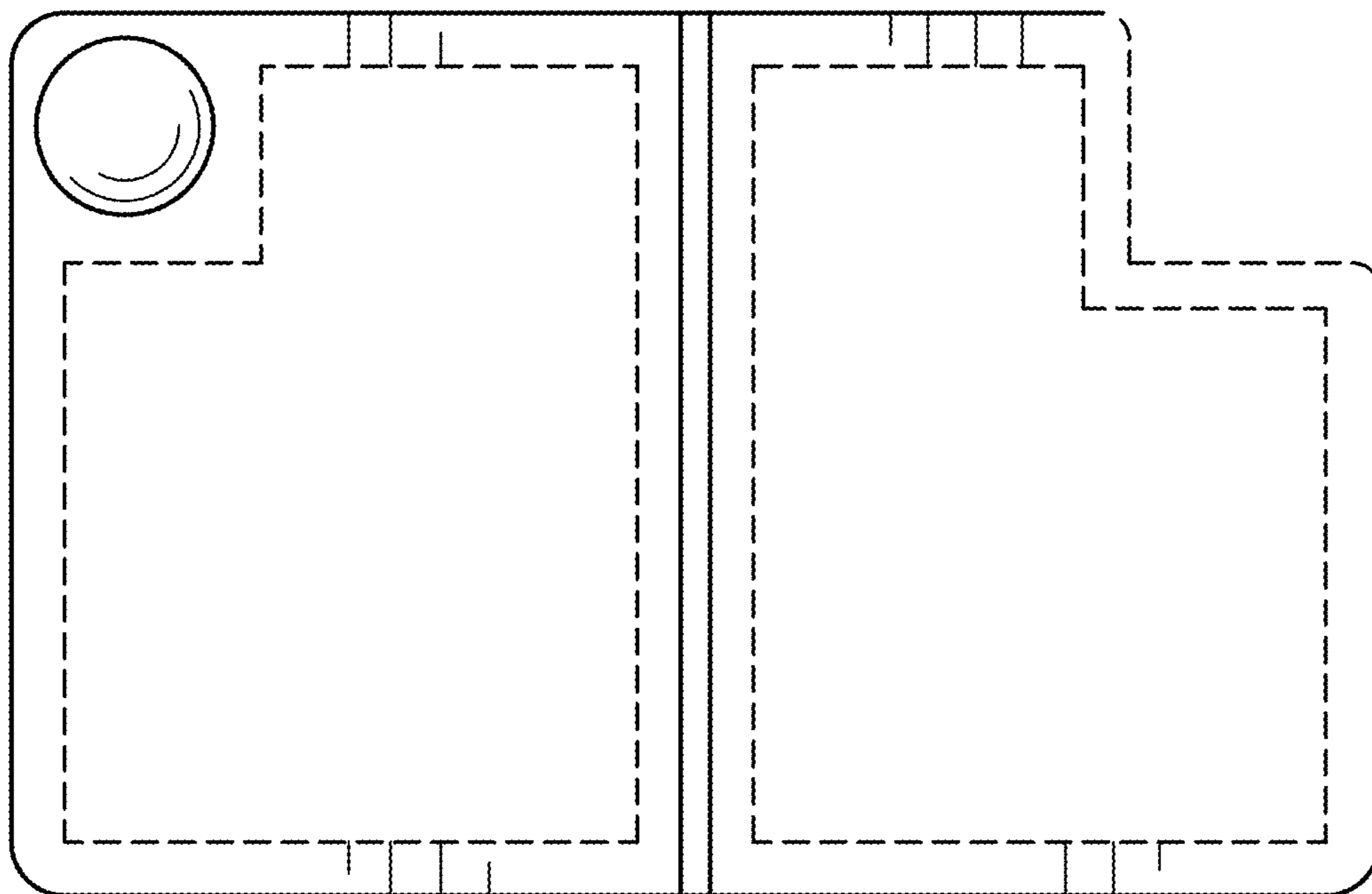


FIG. 1

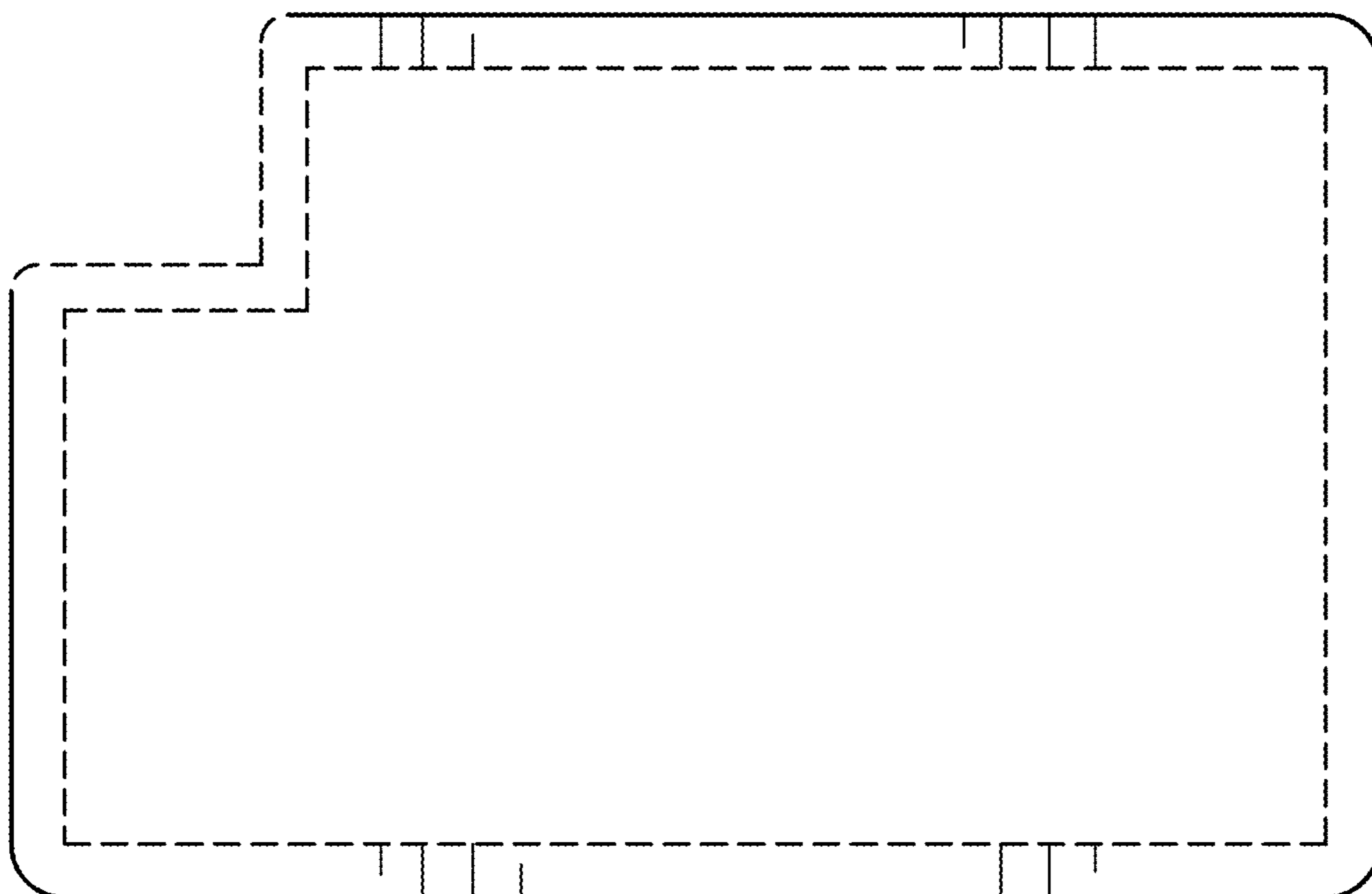


FIG. 2



FIG. 3



FIG. 4



FIG. 5




FIG. 6