



US00D981237S

(12) **United States Design Patent** (10) **Patent No.:** **US D981,237 S**
Canlas et al. (45) **Date of Patent:** **** Mar. 21, 2023**

(54) **PACKAGING TRAY**
(71) Applicant: **Sanford, L.P.**, Atlanta, GA (US)
(72) Inventors: **Randel Kert Canlas**, Charlotte, NC (US); **Kaila Madison Sparkman**, Huntersville, NC (US); **Richard M. Good, III**, Huntersville, NC (US)
(73) Assignee: **SANFORD, L.P.**, Atlanta, GA (US)
(**) Term: **15 Years**

D611,340 S * 3/2010 Bizzell D9/756
D618,091 S * 6/2010 Bizzell D9/761
D712,480 S 9/2014 Fleming
D713,878 S 9/2014 Fleming
D713,882 S 9/2014 Fleming
D766,086 S * 9/2016 Strachan D9/454
9,980,547 B2 * 5/2018 Brown, Jr. A45C 11/34
D848,730 S * 5/2019 Copier D3/206
D855,698 S * 8/2019 Darling D19/85
D861,422 S * 10/2019 Collins D7/396.6
D884,486 S * 5/2020 Chiang D9/756
D893,247 S * 8/2020 Chiang D7/396.6

(Continued)

(21) Appl. No.: **29/708,678**
(22) Filed: **Oct. 8, 2019**
(51) **LOC (14) Cl.** **09-07**
(52) **U.S. Cl.**
USPC **D9/456; D9/756**
(58) **Field of Classification Search**
USPC D9/414, 416, 419, 434, 455, 456, 457,
D9/499, 501, 517, 739, 756; D6/512,
D6/513, 677, 677.1, 677.2; D19/32, 75,
D19/91, 102, 77, 79, 81, 83-85, 107, 192,
D19/202; D20/19; D3/318, 319, 206
CPC A47F 1/00; A47F 3/00; A47F 3/14; A47F
3/142; A47F 5/10; A47F 5/11; A47F
5/112; A47F 5/114; A47F 7/14; A63F
1/10; B42D 5/00; B42D 5/04; B42D
5/043; B65D 5/00; B65D 5/52; B65D
5/5206; G10G 5/00
See application file for complete search history.

Primary Examiner — Wendy L Arminio
(74) Attorney, Agent, or Firm — Eversheds Sutherland (US) LLP

(57) **CLAIM**

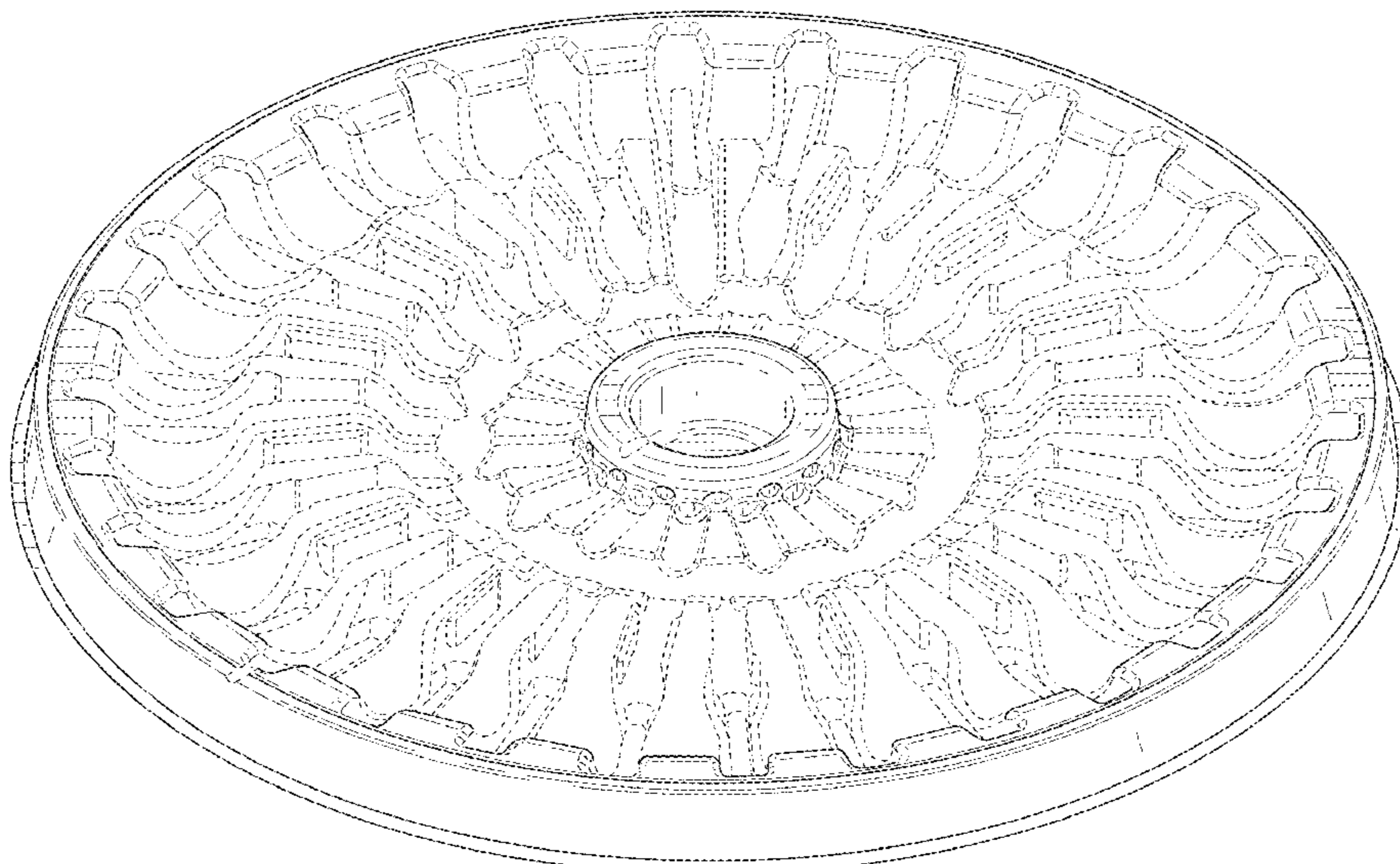
We claim the ornamental design for a packaging tray, as shown and described.

DESCRIPTION

FIG. 1 is an upper perspective view showing our new design for a packaging tray.
FIG. 2 is an upper plan view showing the design of FIG. 1.
FIG. 3 is a bottom plan view showing the design of FIG. 1.
FIG. 4 is a first side view showing the design of FIG. 1.
FIG. 5 is a second side view showing the design of FIG. 1; and,
FIG. 6 is an upper perspective view showing the design of FIG. 1 in a position of use with a plurality of unclaimed writing instruments drawn in broken lines contained inside of the packaging tray.
The dot-dash-dot broken lines depict the boundaries of the claim and form no part thereof. The dash-dash broken lines illustrating writing instruments in FIG. 6 depict environment and form no part of the claimed design. All other broken lines depict portions of the packaging tray that form no part of the claimed design.

(56) **References Cited**
U.S. PATENT DOCUMENTS
2,953,242 A * 9/1960 Kinney A61J 7/04
206/534
D361,594 S * 8/1995 Salis D9/456
D401,810 S * 12/1998 Swift D6/677.1
D460,897 S * 7/2002 Leuenberger D7/546
D507,602 S * 7/2005 Siegel D19/85

1 Claim, 5 Drawing Sheets



(56)

References Cited

U.S. PATENT DOCUMENTS

2002/0040862 A1* 4/2002 Lizzio B65D 81/262
206/765
2007/0062965 A1* 3/2007 Anderson B65D 85/36
220/522

* cited by examiner

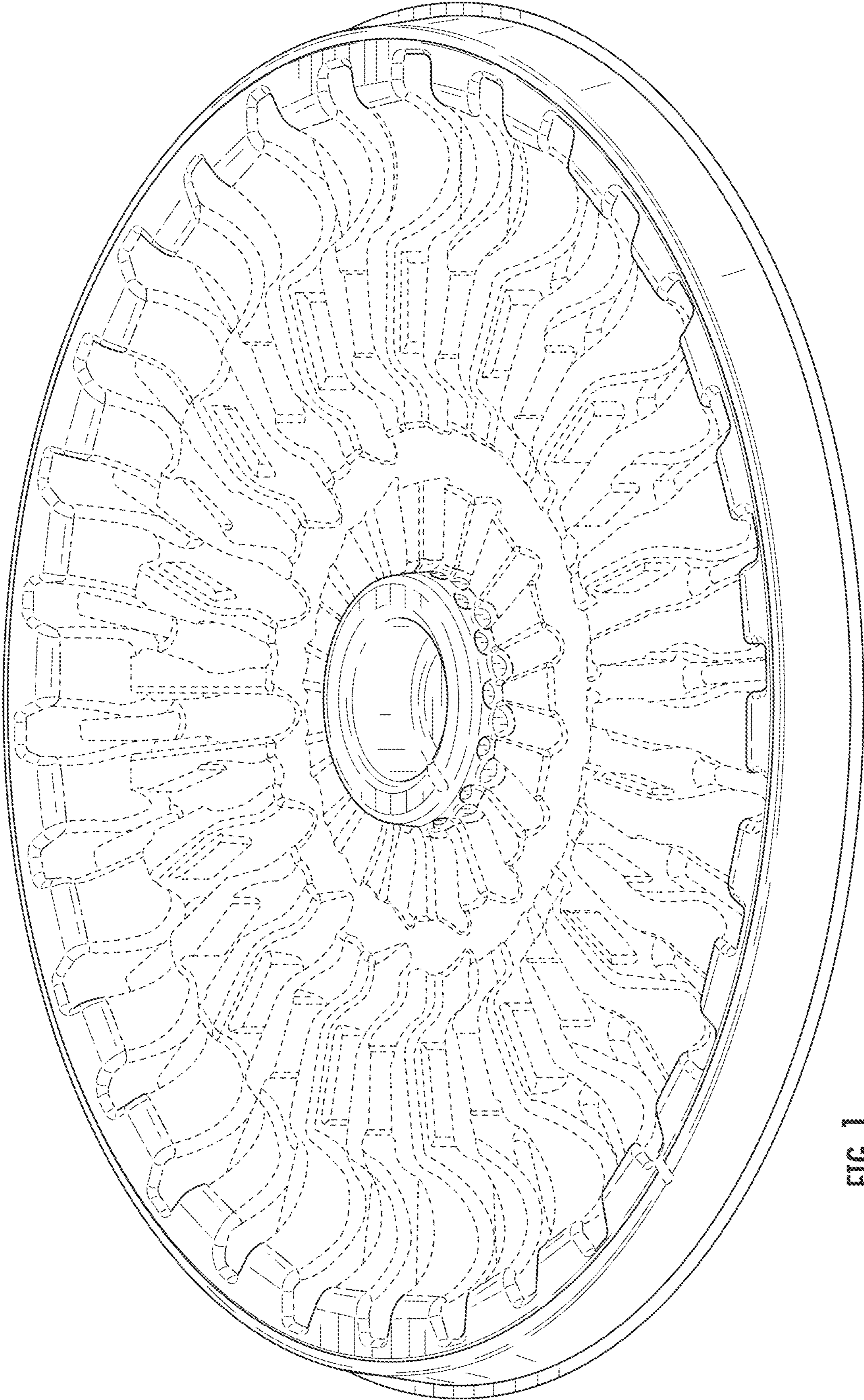


FIG. 1

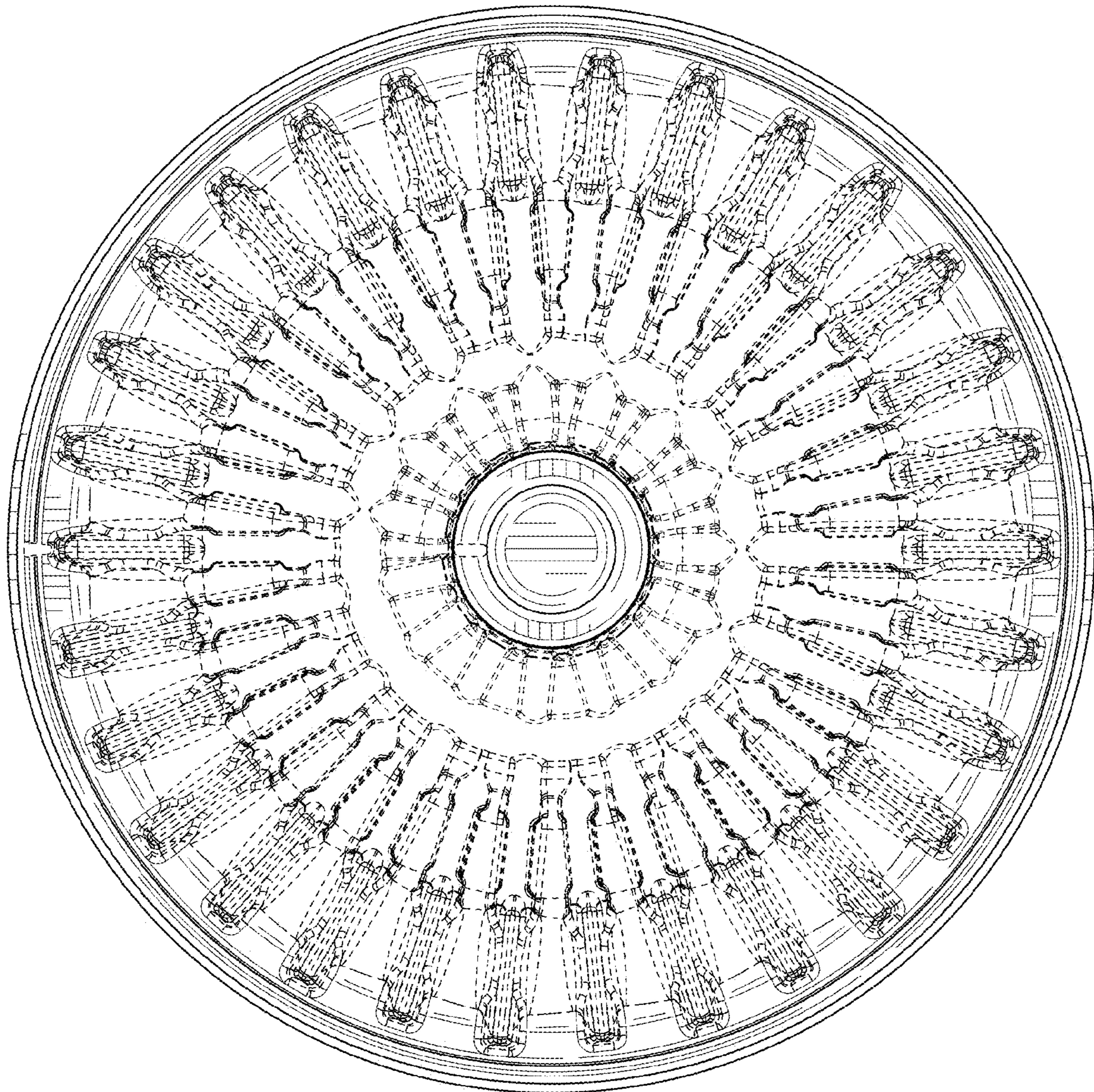


FIG. 2

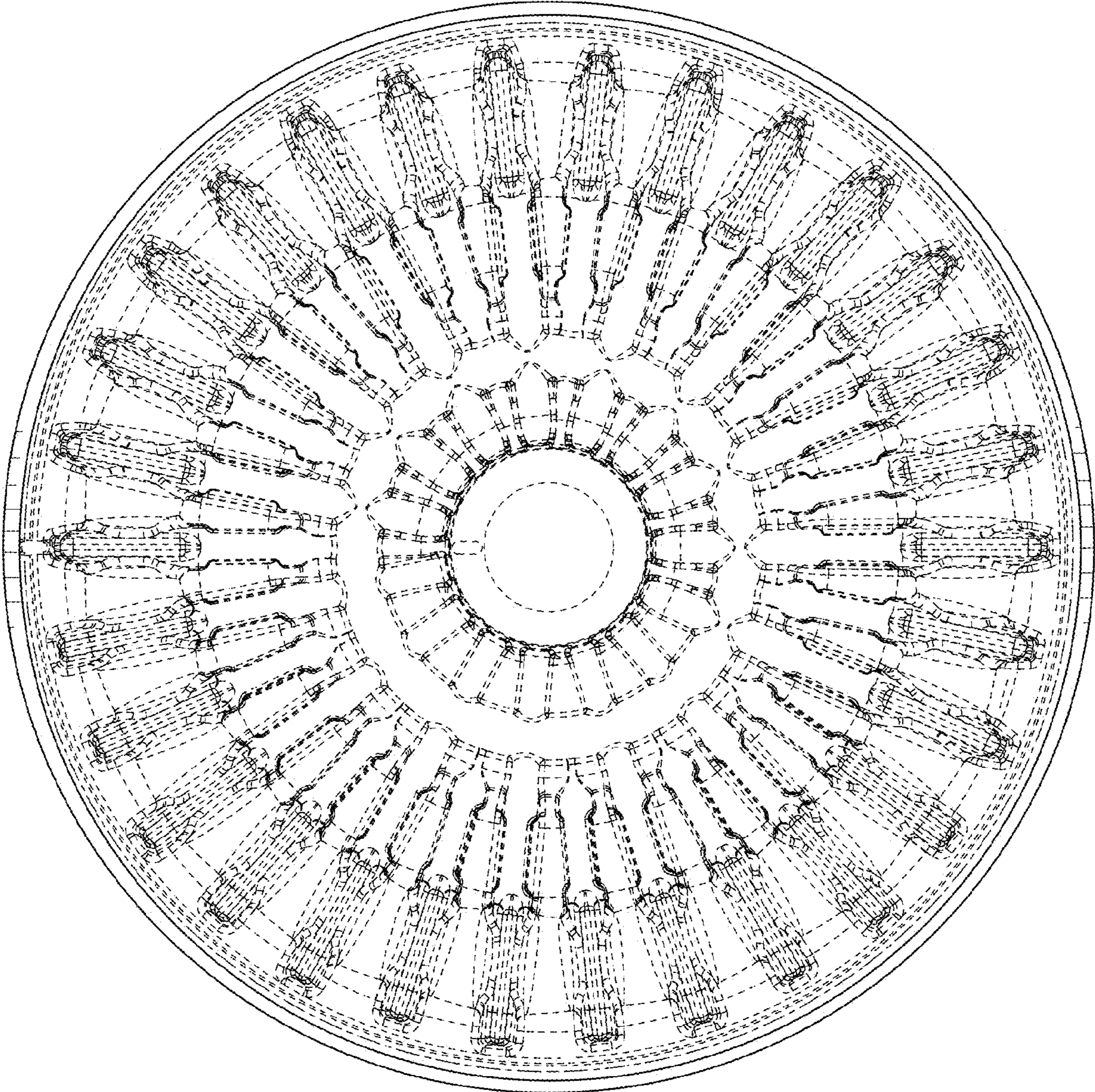


FIG. 3




FIG. 4



FIG. 5

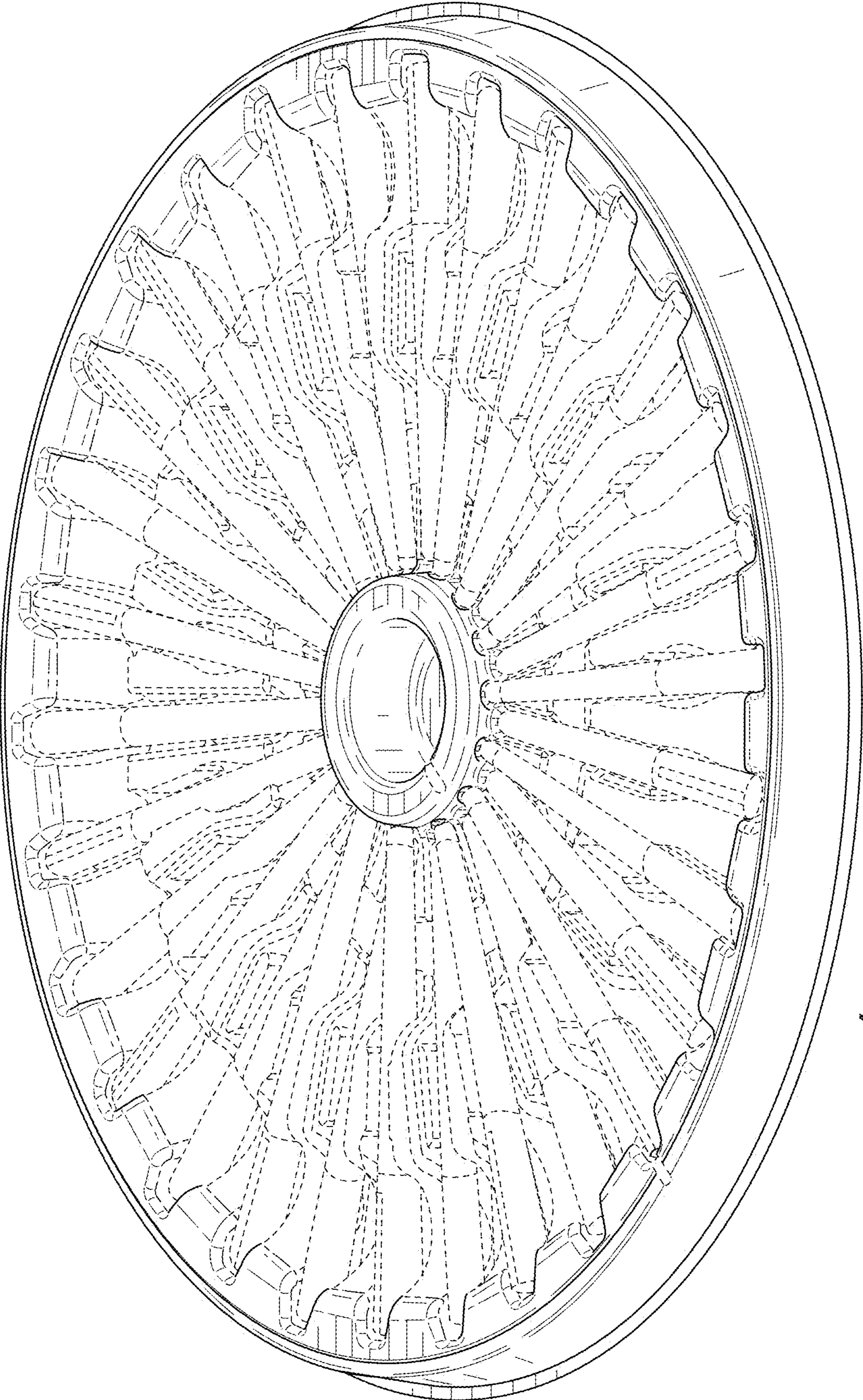


FIG. 6