



US00D981222S

(12) **United States Design Patent** (10) **Patent No.:** **US D981,222 S**  
**Harrington et al.** (45) **Date of Patent:** **\*\* Mar. 21, 2023**

(54) **CLAMP FOR AN EXTENDABLE POLE**

D273,762 S \* 5/1984 Sakaguchi ..... D8/394  
D274,273 S \* 6/1984 Auerbach ..... D32/35  
4,461,057 A 7/1984 Unger  
4,517,700 A \* 5/1985 Pinto ..... B44D 3/162  
16/110.1

(71) Applicant: **Unger Marketing International, LLC**,  
Bridgeport, CT (US)

(72) Inventors: **William Harrington**, Newtown, CT  
(US); **Kai Hirsch**, Cologne (DE);  
**Cristian Siems**, Westphalia (DE)

(Continued)

**FOREIGN PATENT DOCUMENTS**

(73) Assignee: **UNGER MARKETING  
INTERNATIONAL, LLC**, Bridgeport,  
CT (US)

CN 303965693 S 12/2016  
CN 304798729 S 9/2018

(Continued)

(\*\*) Term: **15 Years**

**OTHER PUBLICATIONS**

(21) Appl. No.: **29/767,058**

Unger clamp, website 2022, site visited Oct. 21, 2022, <https://www.opentip.com/Unger-17152-Clamp-1-complete-nLite-Yellow-p-8592676.html>.\*

(22) Filed: **Jan. 20, 2021**

(Continued)

**Related U.S. Application Data**

(63) Continuation-in-part of application No. 29/766,694,  
filed on Jan. 18, 2021.

*Primary Examiner* — John R Yeh

(74) *Attorney, Agent, or Firm* — Cantor Colburn LLP

(51) **LOC (14) Cl.** ..... **08-08**

(52) **U.S. Cl.**  
USPC ..... **D8/396**

(57) **CLAIM**

The ornamental design for a clamp for an extendable pole,  
as shown and described.

(58) **Field of Classification Search**  
USPC ..... D32/15-16, 25, 32-35, 40-42, 46-52;  
D4/114-116; D8/107, 396; D23/265  
CPC . A47L 1/16; A47L 13/46; A47L 13/06; A47L  
13/23; A47J 43/288; A63B 49/08; B25G  
1/10; A01G 3/06; E04G 13/023  
See application file for complete search history.

**DESCRIPTION**

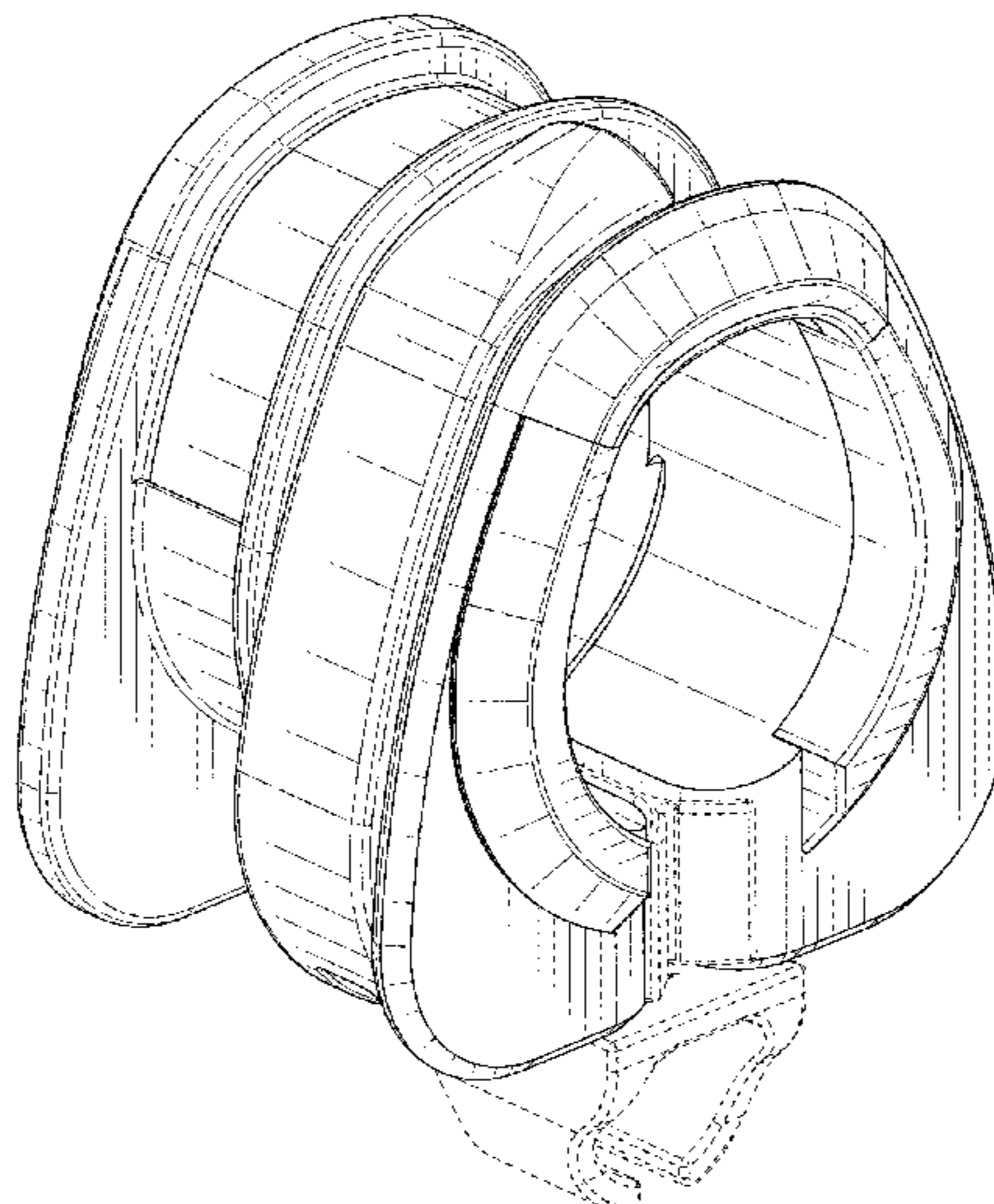
FIG. 1 is a front perspective view of a clamp for an  
extendable pole showing our new design;  
FIG. 2 is a front elevation view thereof;  
FIG. 3 is a rear elevation view thereof;  
FIG. 4 is a left side view thereof;  
FIG. 5 is a right side view thereof;  
FIG. 6 is a top plan thereof;  
FIG. 7 is a bottom plan view thereof; and,  
FIG. 8 is a rear perspective view thereof.  
The broken lines depict portions of the clamp for an extend-  
able pole that form no part of the claimed design.

(56) **References Cited**

**U.S. PATENT DOCUMENTS**

2,789,298 A 4/1957 Peterson  
4,123,095 A \* 10/1978 Stehlin ..... F16L 23/06  
24/270  
D258,908 S 4/1981 Satoh  
4,325,157 A 4/1982 Balint et al.  
4,335,481 A \* 6/1982 Slayman ..... A47L 11/4075  
15/97.1  
D265,999 S 8/1982 Baruffa

**1 Claim, 7 Drawing Sheets**



(56)

References Cited

U.S. PATENT DOCUMENTS

4,575,270 A 3/1986 Hammond  
 D284,897 S 7/1986 Rubio  
 D287,896 S 1/1987 Genoa et al.  
 4,653,142 A 3/1987 Upton  
 D290,553 S \* 6/1987 Clivio ..... D4/115  
 D292,949 S 12/1987 Vetter  
 4,717,180 A 1/1988 Roman  
 4,720,883 A 1/1988 Sanchez  
 D300,660 S 4/1989 Harada  
 D303,026 S 8/1989 Kilakis  
 D316,318 S 4/1991 Cheang  
 D319,714 S 9/1991 Gierke et al.  
 D323,724 S 2/1992 Gierke et al.  
 D329,948 S \* 10/1992 Hanner ..... D21/613  
 D331,189 S \* 11/1992 Daigle ..... D8/394  
 D338,090 S 3/1993 Kamiyama  
 5,213,432 A 5/1993 Chappell  
 5,316,264 A 5/1994 Newman, Sr. et al.  
 5,332,090 A \* 7/1994 Tucker ..... A63B 55/408  
 248/314  
 D350,722 S 9/1994 Figueroa  
 5,375,938 A 12/1994 Bartlow  
 D357,098 S 4/1995 Caligiuri  
 D359,148 S 6/1995 Henrie  
 D364,948 S 12/1995 Hunt  
 5,487,529 A 1/1996 Newville  
 5,502,864 A 4/1996 Sorenson  
 D375,822 S 11/1996 Lessig, III et al.  
 D386,852 S 11/1997 Viner  
 5,702,194 A 12/1997 Hsu  
 5,823,592 A 10/1998 Kalidindi  
 D404,924 S 2/1999 Schmidt  
 5,875,509 A 3/1999 Facca  
 D414,405 S \* 9/1999 Tompkins ..... D8/396  
 D417,141 S \* 11/1999 Senninger ..... D8/395  
 5,983,455 A 11/1999 Polzin et al.  
 6,010,267 A 1/2000 Vito  
 D424,767 S \* 5/2000 Shea ..... D32/49  
 D432,744 S 10/2000 Schuda et al.  
 D433,816 S 11/2000 Viner  
 6,254,153 B1 7/2001 Poppa  
 6,336,764 B1 1/2002 Liu  
 6,371,686 B1 4/2002 Wu  
 6,413,002 B1 7/2002 Delaine, Jr.  
 6,550,727 B2 4/2003 Butterfield et al.  
 6,609,847 B1 8/2003 Wang  
 6,672,631 B1 \* 1/2004 Weinhold ..... F16L 23/06  
 285/410  
 D488,599 S 4/2004 Chika  
 D496,512 S 9/2004 Treacy  
 7,001,095 B1 2/2006 Chen  
 7,008,130 B1 3/2006 Hill  
 D518,934 S \* 4/2006 Williams ..... D32/49  
 D522,700 S 6/2006 Rademeyer  
 D526,102 S 8/2006 Adams  
 7,100,238 B2 \* 9/2006 McCauley ..... A46B 5/0075  
 16/427  
 D531,367 S \* 10/2006 Hay ..... D32/44  
 D536,607 S \* 2/2007 Bekkevold ..... D8/396  
 7,213,292 B1 \* 5/2007 Tucker ..... B25G 1/02  
 294/24  
 D547,508 S \* 7/2007 Thomas ..... D4/138  
 7,290,805 B2 \* 11/2007 Wu ..... F16L 23/06  
 285/364  
 7,407,336 B2 8/2008 Giacomo  
 7,416,361 B1 8/2008 Ostrobrod  
 D577,423 S \* 9/2008 Dole ..... D23/265  
 D584,604 S \* 1/2009 Baldwin ..... D8/396  
 D585,616 S \* 1/2009 Libman ..... D32/51  
 7,670,072 B2 3/2010 Tella et al.  
 7,694,387 B1 4/2010 Huang  
 7,721,378 B2 \* 5/2010 Ostrobrod ..... A47L 1/08  
 15/160

7,802,340 B2 9/2010 Knopow et al.  
 D636,661 S \* 4/2011 Marmas ..... D8/395  
 8,006,711 B2 8/2011 Pietrzak et al.  
 D658,053 S \* 4/2012 Okun ..... D8/396  
 D658,891 S \* 5/2012 Green ..... D4/114  
 D661,981 S \* 6/2012 Melino, Sr. .... D8/396  
 8,276,605 B2 10/2012 Heathcote et al.  
 D672,229 S \* 12/2012 Reid ..... D8/396  
 8,347,443 B1 1/2013 Conrad  
 D703,406 S 4/2014 Meyer  
 D721,950 S \* 2/2015 Quinlan ..... D8/396  
 9,060,470 B1 6/2015 Donaldson  
 9,241,560 B1 1/2016 Angel  
 D766,711 S \* 9/2016 Babbage ..... D8/394  
 9,561,520 B2 2/2017 Metaxatos et al.  
 D793,640 S 8/2017 Buckley et al.  
 D794,440 S \* 8/2017 Papafagos ..... D8/396  
 D803,493 S \* 11/2017 Lutz ..... D32/31  
 9,877,631 B2 1/2018 Patterson et al.  
 D821,188 S \* 6/2018 Smullen ..... D8/396  
 D838,925 S 1/2019 Qiu et al.  
 D850,899 S \* 6/2019 Gridley ..... D8/396  
 10,352,344 B2 7/2019 Muirhead  
 D865,881 S \* 11/2019 Muir ..... D21/694  
 10,743,880 B2 \* 8/2020 Sgroi ..... A61B 17/105  
 10,751,049 B2 \* 8/2020 Williams ..... A61B 17/1155  
 D897,828 S \* 10/2020 Lin ..... D8/396  
 D905,805 S \* 12/2020 Muir ..... D21/694  
 D906,096 S 12/2020 Larouche  
 D917,121 S 4/2021 Enning et al.  
 D923,268 S 6/2021 Reed et al.  
 2005/0123344 A1 6/2005 Bensussan  
 2006/0230581 A1 10/2006 Richardson et al.  
 2006/0282988 A1 12/2006 Lin  
 2008/0109975 A1 5/2008 Park et al.  
 2011/0056035 A1 3/2011 Burbacki  
 2011/0164919 A1 7/2011 Bensussan et al.  
 2013/0125325 A1 5/2013 Brancovsky  
 2016/0113375 A1 4/2016 Lim

FOREIGN PATENT DOCUMENTS

CN 208221272 U 12/2018  
 CN 208502242 U \* 2/2019 ..... E04G 13/023  
 EP 3148391 B1 8/2018  
 GB 2549812 B 4/2018  
 GB 2557661 A 6/2018  
 JP D1471370 S 5/2013  
 JP D1706406 S 1/2022  
 WO 2018051141 A1 3/2018

OTHER PUBLICATIONS

Aubret Distribution, "Aubriject systeme, Etudie et teste par des professionnels du nettoyage", concepteur fabricant de systemes innovants, 2015, 24 pages.  
 Exel Composites Plc, "Exel Extender Telescopic System" Brochure, 2011, 2 pages.  
 Exel Composites, "Tool Handles and Telescopes" Brochure, 2012, 12 pages.  
 Godfrey Systems International, Inc. Manufacturer & Distributer of Aerospace Lighting, "Telescopic Systems, Telescopic Handles, Telescopic Products : G. S. I. Inc." available at: [www.gsilight.com/EXELTELE.html](http://www.gsilight.com/EXELTELE.html), Updated Feb. 3, 2013, Accessed Jun. 19, 2020, 4 pages.  
 Spot-Lite V2 complete Glass Fibre water-fed Pole, Cleaning Spot., retrieved May 4, 2022, <https://www.cleaningspot.co.uk/water-fed-equipment/water-fed-poles/fibre-glass/spot-lite-v2-complete-glass-fibre-water-fed-pole/#/3367=size>.  
 Unger HydroPower Ultra Professional Kit 55' UHPK4, retrieved May 4, 2022 via [https://www.buyjanitorialdirect.com/Products/Unger-HydroPower-Ultra-Professional-Kit-55-UHPK4\\_UN-lbpc-UHPK4.aspx?via=search&pq=uhpk4](https://www.buyjanitorialdirect.com/Products/Unger-HydroPower-Ultra-Professional-Kit-55-UHPK4_UN-lbpc-UHPK4.aspx?via=search&pq=uhpk4).

\* cited by examiner

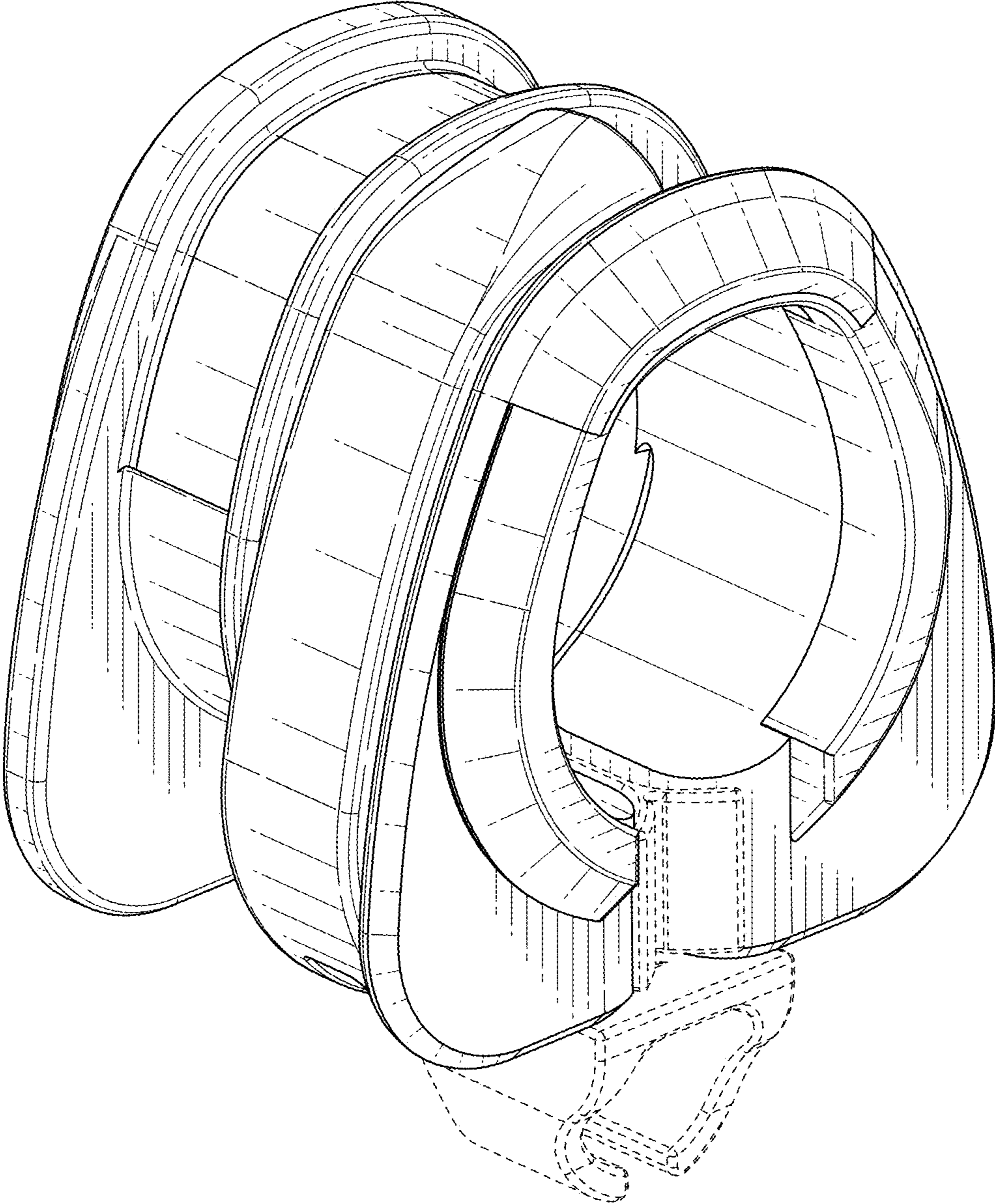


FIG. 1

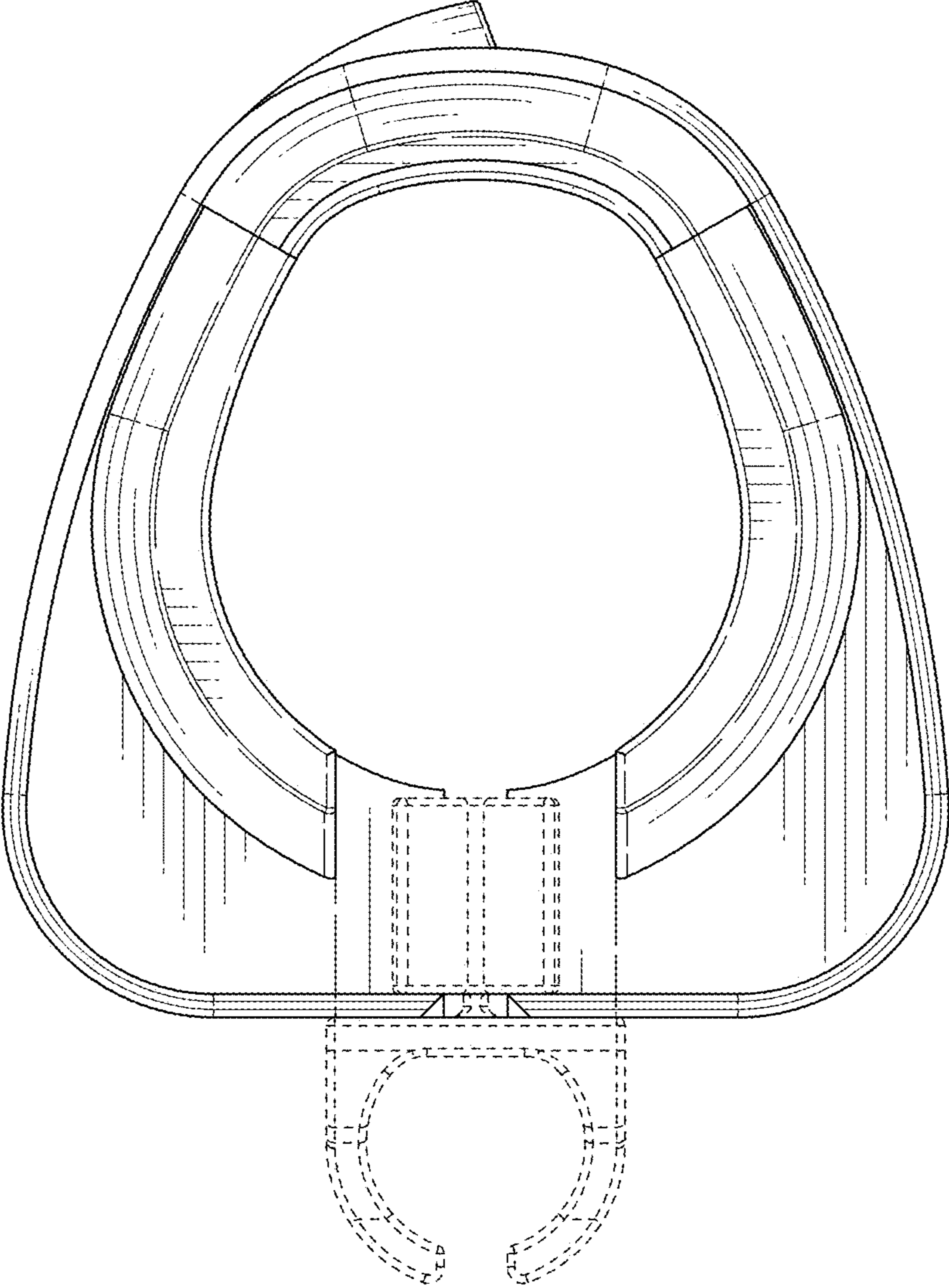


FIG. 2

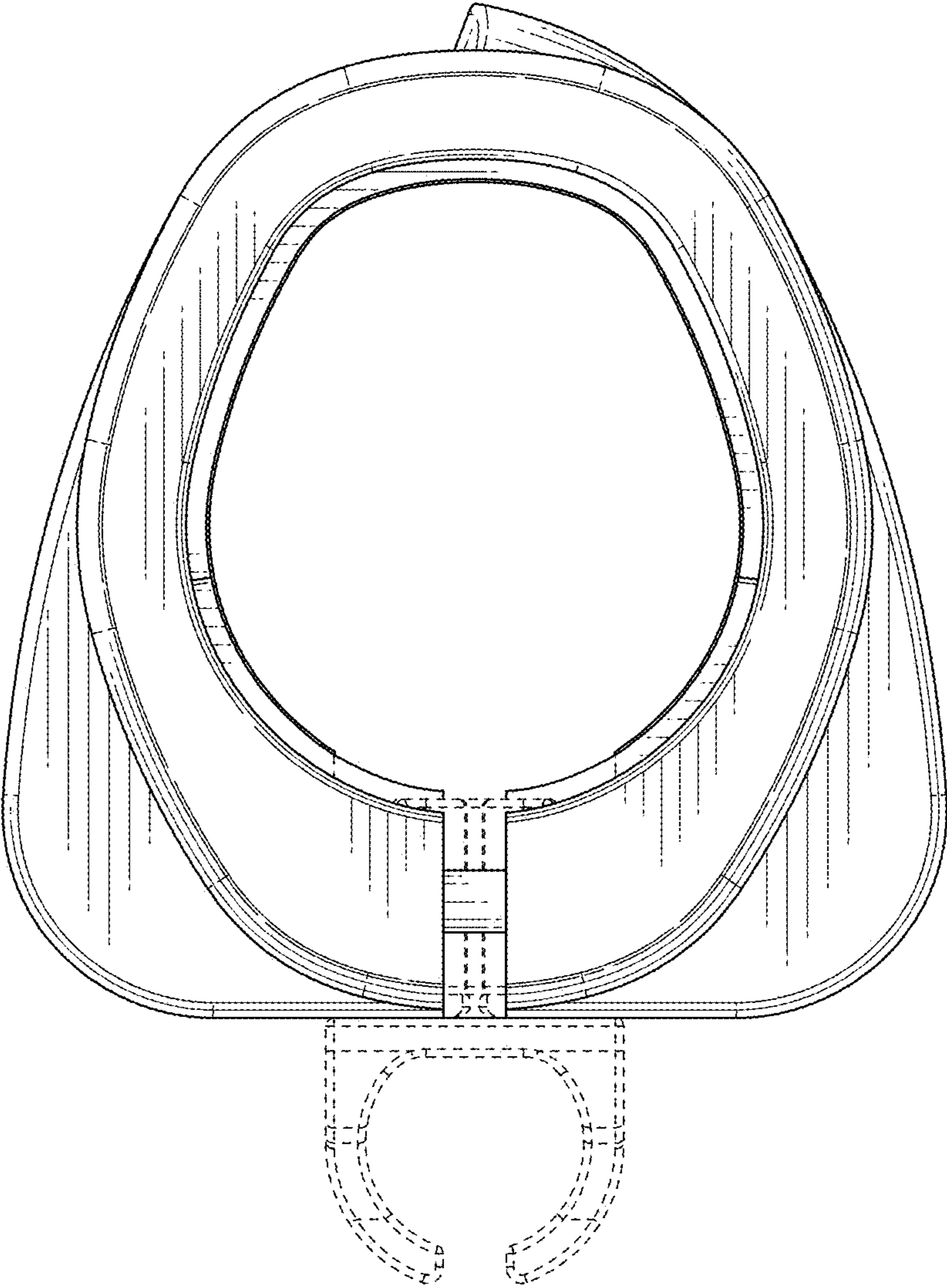


FIG. 3

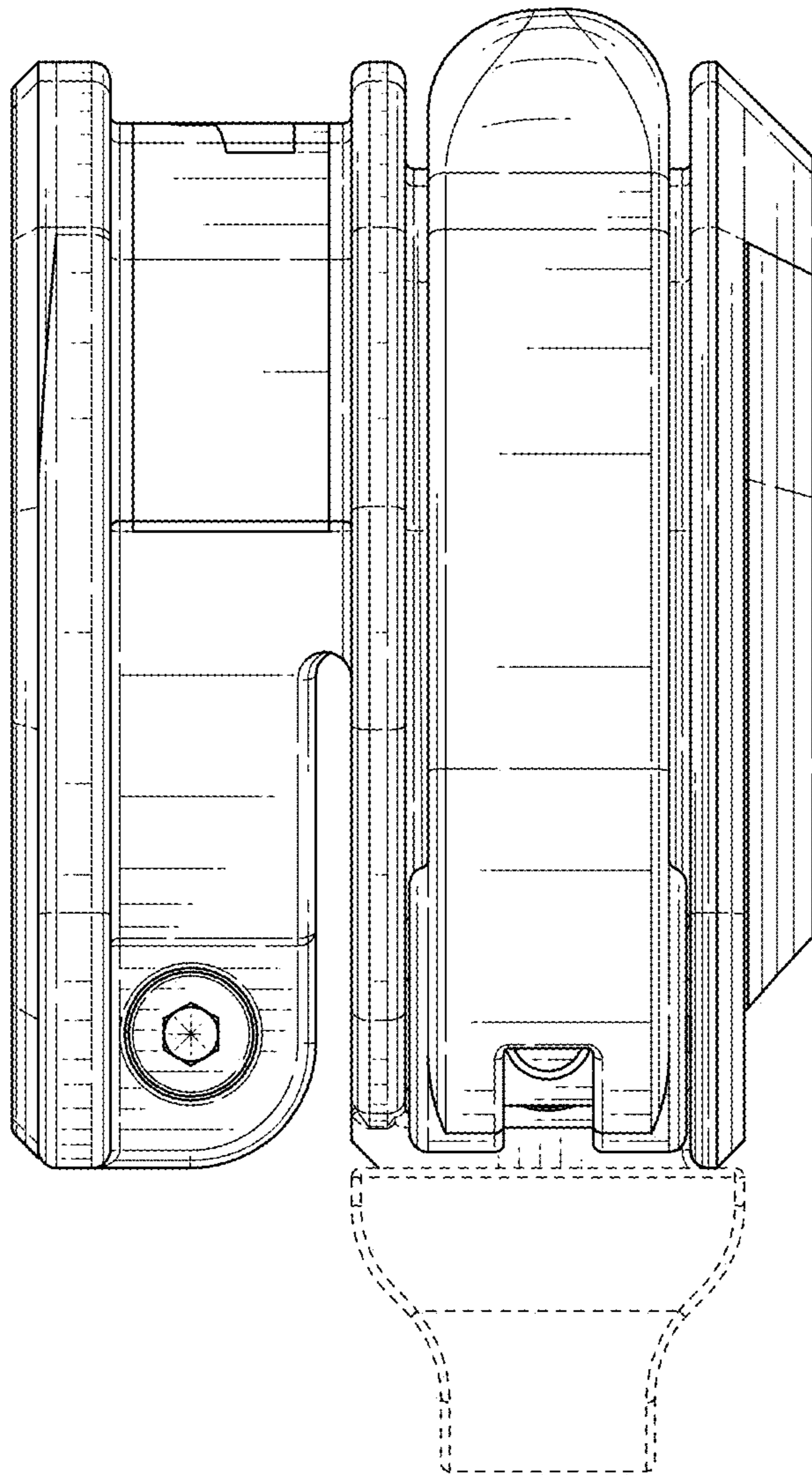


FIG. 4

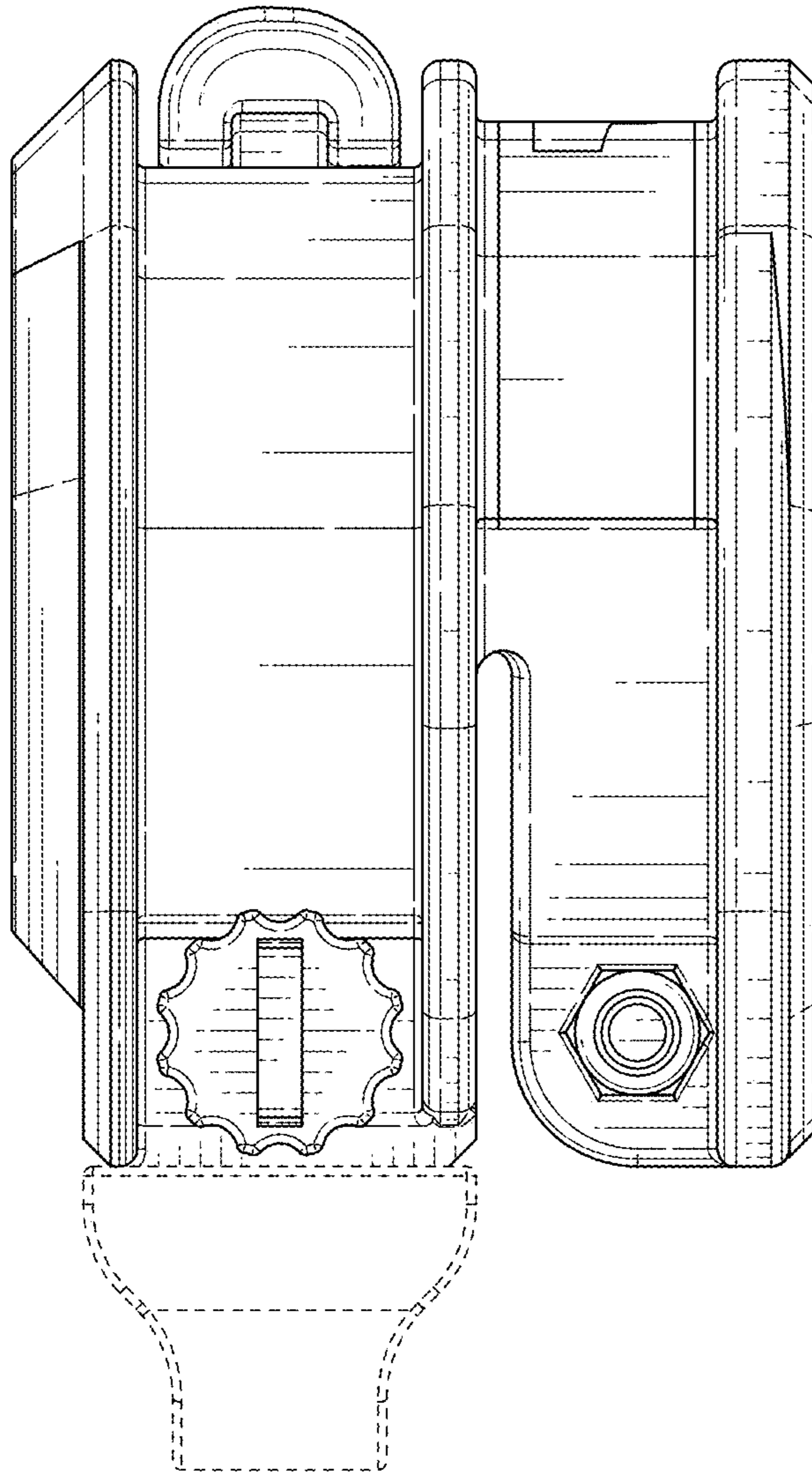


FIG. 5

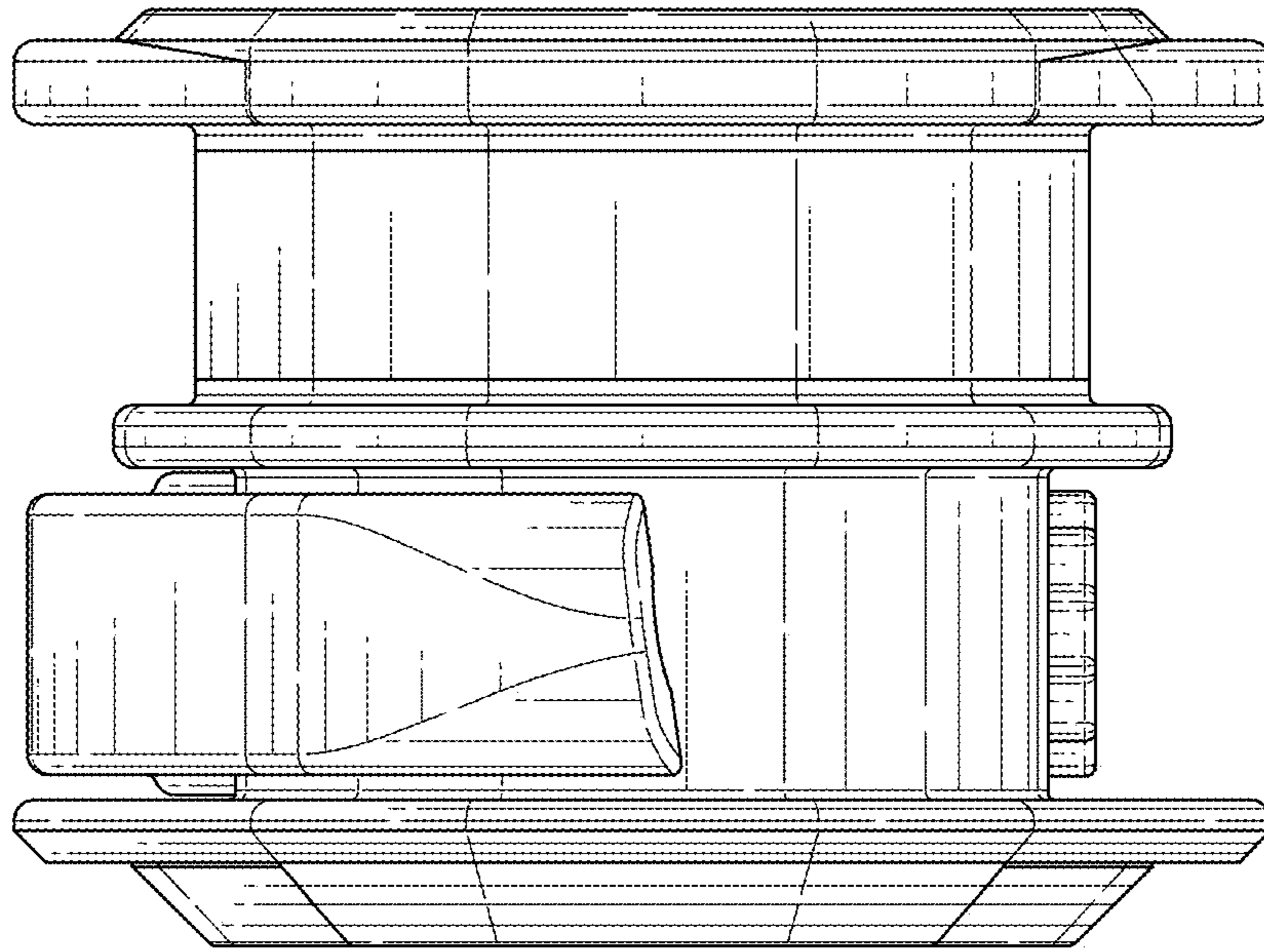


FIG. 6

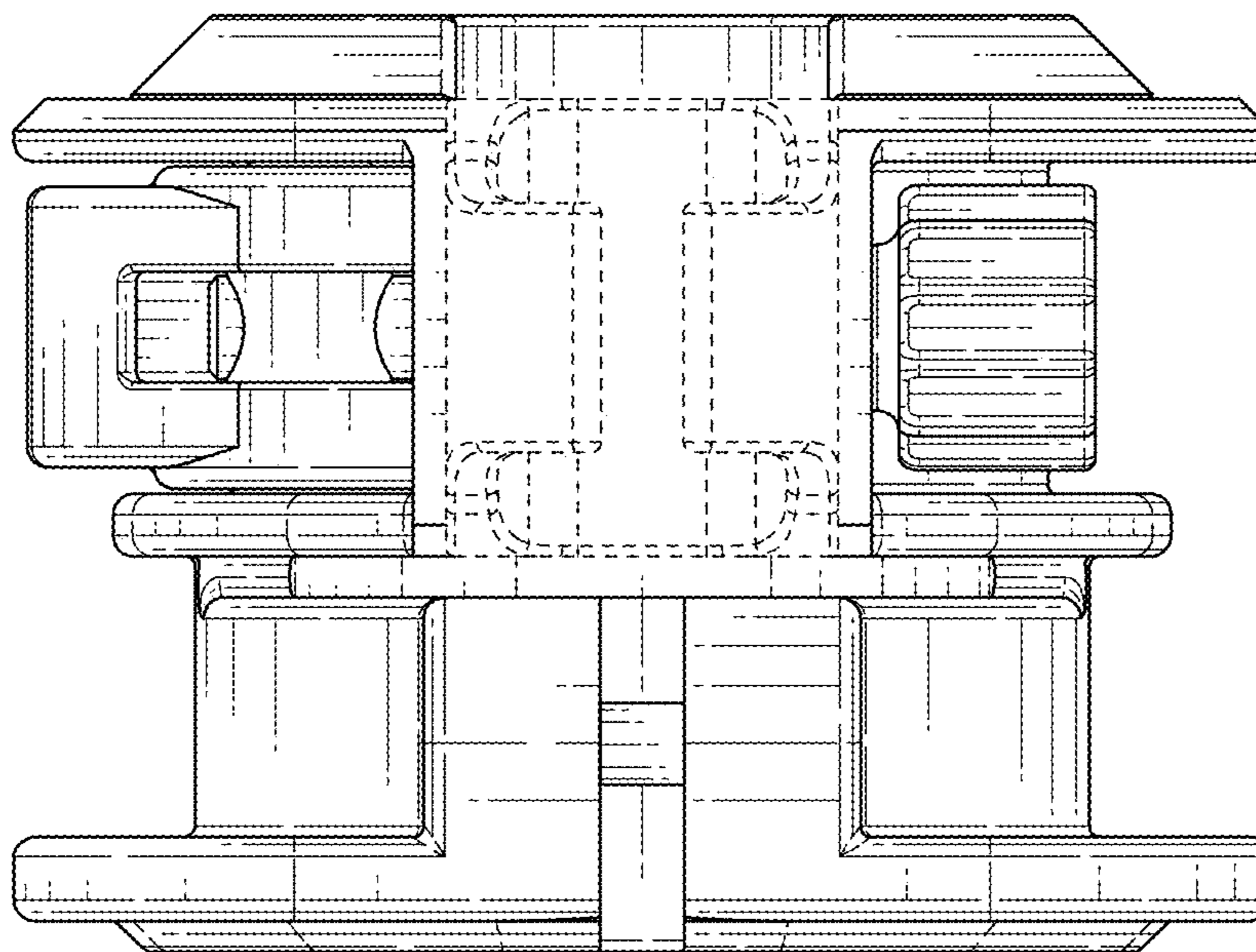


FIG. 7



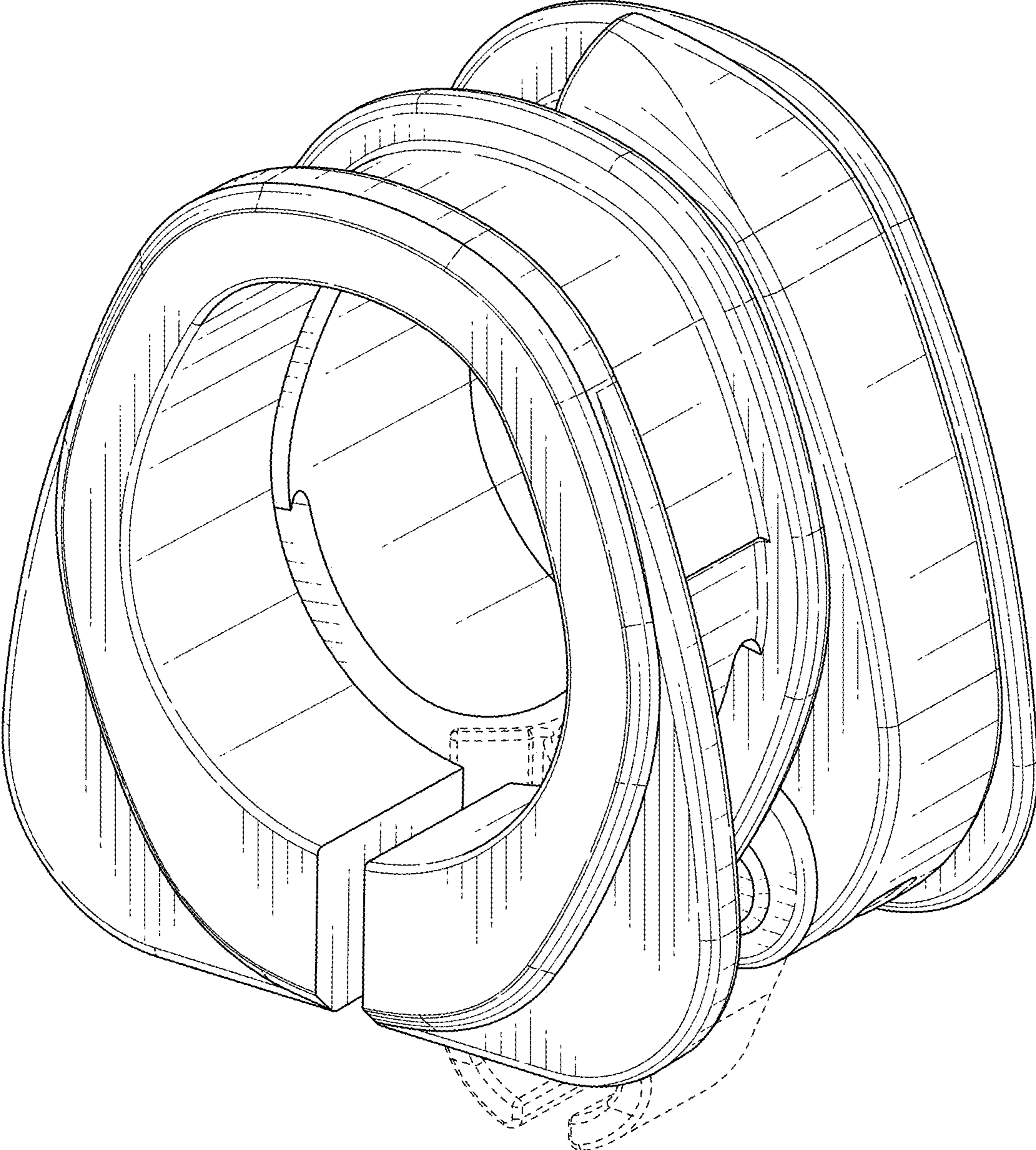


FIG. 8