



US00D981210S

(12) **United States Design Patent**  
**Chen**

(10) **Patent No.:** **US D981,210 S**  
(45) **Date of Patent:** **\*\* Mar. 21, 2023**

- (54) **LOCK**
- (71) Applicant: **Yiwu Ledong Import And Export Co., Ltd., Zhejiang (CN)**
- (72) Inventor: **Rong Chen, Jiangxi (CN)**
- (73) Assignee: **Yiwu Ledong Import And Export Co., Ltd., Yiwu (CN)**
- (\*\*) Term: **15 Years**
- (21) Appl. No.: **29/860,329**
- (22) Filed: **Nov. 17, 2022**
- (51) **LOC (14) Cl.** ..... **08-07**
- (52) **U.S. Cl.**  
USPC ..... **D8/334; D8/331**
- (58) **Field of Classification Search**  
USPC ..... D8/330, 331, 333, 334, 338-342, 343  
CPC .... E05B 71/00; E05B 73/0005; E05B 67/003;  
E05B 37/025; E05B 67/063; E05B 67/28;  
E05B 37/02; E05B 67/06; E05B 67/22;  
E05B 67/36  
See application file for complete search history.

(56) **References Cited**

**U.S. PATENT DOCUMENTS**

D264,680 S	*	6/1982	Widen	.....	D8/343
5,475,993 A	*	12/1995	Kuo	.....	E05B 71/00 70/53
D579,756 S		11/2008	Hentschel et al.		
D646,951 S	*	10/2011	Tsai	.....	D8/331
D657,657 S		4/2012	Golling		
D665,648 S	*	8/2012	Cheung	.....	D8/334

D719,813 S		12/2014	Lin		
D719,814 S		12/2014	Lin		
D719,815 S		12/2014	Lin		
D719,816 S		12/2014	Lin		
D723,353 S		3/2015	Lin		
D941,659 S		1/2022	Yang		
2012/0151973 A1*		6/2012	Cheung	.....	E05B 67/003 70/53
2013/0167599 A1*		7/2013	Avganim	.....	E05B 37/02 70/332
2014/0060126 A1*		3/2014	Stevens	.....	E05B 73/00 70/35
2017/0051537 A1*		2/2017	Wang	.....	E05B 37/025
2017/0089100 A1*		3/2017	Wang	.....	E05B 73/0005

\* cited by examiner

*Primary Examiner* — Lauren R Calve


(57) **CLAIM**

The ornamental design for a lock, as shown and described.

**DESCRIPTION**

FIG. 1 is a perspective view of a lock showing my new design.  
 FIG. 2 is a front view of the lock.  
 FIG. 3 is a rear view of the lock.  
 FIG. 4 is a left side view of the lock.  
 FIG. 5 is a right side view of the lock.  
 FIG. 6 is a top view of the lock.  
 FIG. 7 is a bottom view of the lock; and,  
 FIG. 8 is another perspective view of the lock, shown in an open configuration.  
 The grayscale shading in the drawings represents contrast and forms part of the claimed design.

**1 Claim, 8 Drawing Sheets**






FIG. 1




FIG. 2




FIG. 3




FIG. 4




FIG. 5

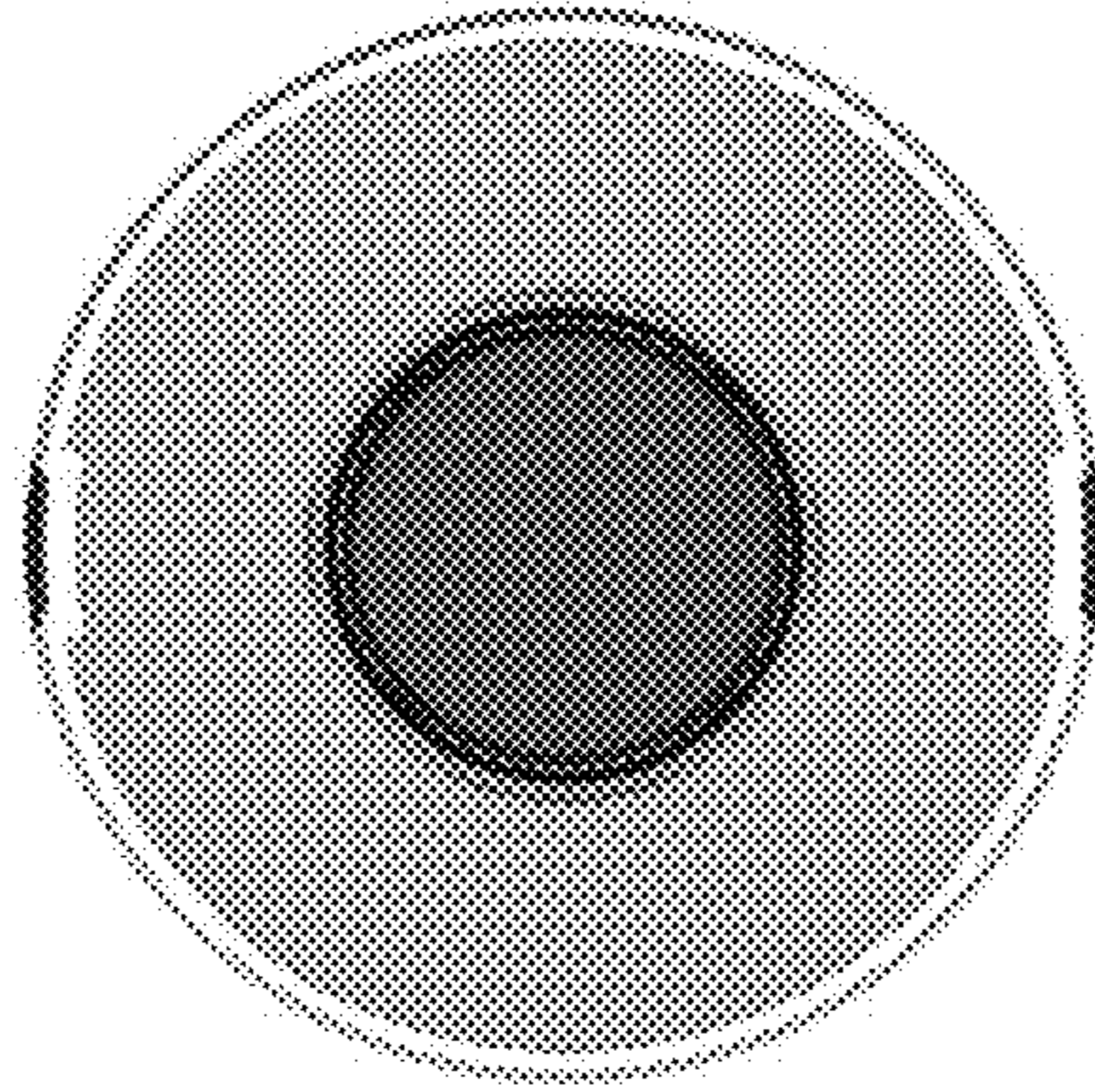


FIG. 6




FIG. 7






FIG. 8